

MVCC

8TH XI

CLINT MCKAY SHIELD

2012/13



North West Metropolitan Cricket Association Scorebook for Senior & Veteran Grades

North West Metropolitan Cricket Association

P.O. Box 56, Essendon, Vic. 3040

Office Phone: 9300-2811 Fax: 9300-2822

Email: cricket@nwca.net.au

“WET” WEATHER 9539 4844

The NWMCA Senior Grades has been
supported by the sponsorship of




**PLATYPUS
CRICKET BALLS**



365 Plenty Road, Preston Vic. 3072

Ph: 9478 8144



This Scorebook Belongs to

Club MODNEE VALLEY

Grade BTHS - CLINT MCKAY SHILD

This Scorebook is in the Care of

Name

Phone

Address

SEASON

2012/13

Season Results

Share:    Like 576K

Season

Grade

2012/2013 ▼

NWMCA: Clint McKay Shield ▼

GO

RND	DATES	HOME TEAM	AWAY TEAM	VENUE
2	13 Oct 12	Pascoe Vale United 114 A Chapman 35 S Collett 21 P Bannister 4/21 B Gannon 2/34 S Rixon 1/5 J Thorneycroft 1/6 D Comande 1/8 S Ward 1/38	Moonee Valley def 10/153(cc) S Rixon 92 P Bannister by 23 R Alderson 5/24 P Nathan 2/14 SK Valappil 2/23 V Stephenson 1/33	ATC Cook Reserve
3	20 Oct 12	Moonee Valley	def Jacana by	Ormond Park East
6	10 Nov 12	Moonee Valley	def Jacana	Ormond Park East
7	17 Nov 12	Moonee Valley 106 R Reddy 3/14 V Nallaparaju 3/19 R Chowdary 2/19 S Singh 1/7 P Singh 1/10	County West def 164 S Sharma 42 JJ Ansaldo 3/19 by B Gannon 3/20 P Bannister 2/42 NA King 1/14	Ormond Park East
8	24 Nov 12	Moonee Valley 143 S Ward 46 S O'Kane 26 P Kyte 2/1 S Abbanaboina 2/9 A Mcleod 1/11 N Basireddy 1/11 P Dwyer 1/15 R Dwyer 1/18 J George 1/24	Ascot Vale def 39 J Nankivell-Sandor 5/8 S O'Kane 2/10 S Ward 2/12 M Esmore 1/1	Ormond Park East
9	1 Dec 12	Ascot Vale 102 JJ Ansaldo 3/26 S O'Kane 2/8 P O'Kane 2/13 J Nankivell-Sandor 2/25 N Millman 1/9	Moonee Valley def 7/140(cc) P O'Kane 49 S O'Kane by 23 P Dwyer 3/29 S pillalamarri 2/15 S Abbanaboina 1/13	Fairbairn Park 9
10	8 Dec 12	County West 4/158 R Vallabhaneni 54 S Singh 28* JJ Ansaldo 2/31 N Millman 1/18 S O'Kane 1/43	Moonee Valley 156 M Cini 41 W Agius 20 S Esmore def 20 R Reddy 4/28 S Kolli 3/24 R Vallabhaneni 1/12 R Chowdary 1/17 R Paladugu 1/28	Fairbairn Park 7
11	15 Dec 12	Moonee Valley 3/83 TH King 22 B Langford 2/10 J Loh 1/17	Royal Park Reds def 77 NP Feely 25 J O'May 21 JJ Ansaldo 3/1 M Walker 3/14 S Tavate 2/26 S Thornton 1/6	Ormond Park East

12	22 Dec 12	Moonee Valley 9/136 P King 28 P Bannister 23 S Bellary 3/15 M Stewart 3/24 P Nathan 2/21 L Woodward 1/25	def by	Pascoe Vale United 8/198(cc) J Haigh 69 B Matthews 43 V Stephenson 24 JJ Ansaldo 3/35 T Gerardi 2/30 S Tavate 1/14 S Ali 1/28 N Miller 1/29	Ormond Park East
13	19 Jan 13	Moonee Valley 202 S O'Kane 101* M Klomp 44 S Esmore 26 D Cunningham 3/22 T Tatsidis 2/13 T Rodier 2/56 A Cutri 1/5 T Krajina 1/34	def	Avondale Heights 147 P Goodman 44 T Rodier 25* M Klomp 3/23 JJ Ansaldo 2/33 N Miller 1/3 S O'Kane 1/22 P O'Kane 1/25 J Newman 1/26	Ormond Park East
14	27 Jan 13	Royal Park Reds 7/160(cc) J Zika 52 J Nicholson 20* S O'Kane 2/14 JJ Ansaldo 2/28 J Newman 1/20 J Nankivell-Sandor 1/40	def	Moonee Valley 47 H McGinlay 5/19 J Loh 2/7 A Slape 2/7 PB Ottery 1/9	Poplar Oval, Royal Park
15	2 Feb 13	Pascoe Vale Central 3/216 TP Cunningham 75* J Summers 63 D Sapuppo 1/20 JJ Ansaldo 1/41 M Walker 1/42	def	Moonee Valley 8/210(cc) MK Gauci 76 S O'Kane 75 D Sapuppo 22* S McKay 2/7 J Summers 2/12 C Mikkelsen 2/22 TP Cunningham 1/34 S Raffoul 1/38	Parker Reserve West
16	9 Feb 13	Avondale Heights 4/99 A Cutri 37* T Tatsidis 33 J Thorneycroft 3/14 M Esmore 1/21	def	Moonee Valley 96 M Esmore 23 M Walker 20 T Rodier 3/18 D Cunningham 2/5 M Cooper 2/22 T Tatsidis 2/31 M Cunningham 1/15	Doyle Street Reserve
17	16 Feb 13	Avondale Heights 159 R Battistella 36* A Cutri 28 S Russell 20 M Thomas 4/16 J Thorneycroft 2/29 M Klomp 1/12	def by	Moonee Valley 4/231(cc) M Thomas 92* S O'Kane 64 M Cini 33 S Esmore 26 D Bzenic 1/38 M Cooper 1/39	Doyle Street Reserve
18	23 Feb 13	Moonee Valley 61 J Meade 3/5 K Walker 2/1 S McKay 2/7 S Raffoul 2/11 S Jones 1/17	def by	Pascoe Vale Central 5/68 TP Cunningham 32 M Walker 4/30 M Esmore 1/12	Debney Park
SF	2 Mar 13	Pascoe Vale United 3/180 S Collett 55* D Miller 38 V Stephenson 34* R Allen 24 JJ Ansaldo 2/35 M Walker 1/27	def	Moonee Valley 5/168(cc) M Esmore 86* B Matthews 2/24 R Allen 2/29 V Stephenson 1/34	Seth Raistrick Reserve









Ladders

Share: [Twitter](#) [Facebook](#) [LinkedIn](#)

Season: Grade: View:

[Fixture](#) [Download as PDF](#)

North West Metropolitan Cricket Association - Clint McKay Shield

RANK	TEAM	P	BYE	W2	W1	D	L1	L2	WKTS LOST	RUNS FOR	WKTS TAKEN	RUNS AGST	POINTS	%	
1	 Pascoe Vale Central	15	0	0	14	1	0	0	59	2277	128	1597	87	3.0933	U
2	 Avondale Heights	15	0	0	9	1	5	0	90	2088	122	1891	57	1.4968	U
3	 County West	15	0	0	10	0	5	0	101	1992	119	2067	54	1.1355	A U
4	 Pascoe Vale United	15	0	0	8	1	6	0	104	1947	113	1895	51	1.1164	U
5	 Moonee Valley	15	0	0	7	0	8	0	111	1764	101	1701	42	0.9436	U
6	 Royal Park Reds	15	0	0	4	1	10	0	109	1479	91	1714	33	0.7204	A U
7	 Ascot Vale	14	1	0	3	0	11	0	121	1600	82	2067	24	0.5246	U
8	 Jacana	14	0	0	2	0	12	0	95	1158	34	1373	11	0.3019	A U

Last re-calculated: Apr 16, 2013 3:03AM (local time)

Home Club P.V. VALLEY Play Interrupted at
Away Club MOUNGE VALLEY STARS Play Resumed at
Toss Won by PVU Stumps Score Wicketkeeper Catches Stumpings

North West Metropolitan Cricket Association

Ground AT LOOK RESERVE Agegroups 8THS
Umpire(s) 2 Round No. 13
Date 10/12 Scorer(s)

Over No.	Bowler No.	Score	Over No.	Bowler No.	Score
1	1	0/3	39		
2	2	1/3	40		
3	1	1/5	41		
4	2	1/6	42		
5	1	1/7	43		
6	2	2/8	44		
7	1	2/17	45		
8	2	2/20	46		
9	1	2/22	47		
10	2	2/26	48		
11	5	2/32	49		
12	2	2/38	50		
13	5	2/38	51		
14	2	2/40	52		
15	5	2/46	53		
16	3	2/50	54		
17	5	2/53	55		
18	3	2/54	56		
19	5	2/57	57		
20	3	4/57	58		
21	6	4/60	59		
22	3	4/64	60		
23	6	4/75	61		
24	3	4/83	62		
25	6	4/88	63		
26	3	4/89	64		
27	7	4/97	65		
28	3	4/109	66		
29	7	4/121	67		
30	4	4/124	68		
31	1	5/131	69		
32	4	5/146	70		
33	5	7/149	71		
34	1	8/151	72		
35			73		
36			74		
37			75		
38			76		

Rego No.	Batter	Runs as Scored	How Out & Fielder	Bowler	Total
1	S. RIXON	11116 214 11112 111212 624 214 12 4 116 111 6 121	Caught	S. Valappil	92
2	S. WARD	1	Caught Behind	P. Nathan	1
3	B. GANNON	1 2 2 1 1 1 1 1 2 1 2	Caught	R. Alderson	18
4	L. SYMES		Stumped	P. Nathan	0
5	P. BANNISTER	2 1 2 2 1 1 1 3 2 1 2 2	Caught Behind	S. Valappil	22
6	P. GOLDING	1	Caught + bowled	R. Alderson	1
7	S. TAVATE		Caught	R. Alderson	0
8	T. McDONALD		Not Out		0
9	B. Comande		Stumped	V. Stephenson	0
10	J. THORNEYCROFT	2	Stumped	R. Alderson	2
11	P. Legato		Bowled	R. Alderson	0
12	J. ANSALDO				
13					
14					
15					

Fall of Wickets	Batter Out	Batter Not Out
1 for 3	Sward	R. RIXON
2 for 8	L. Symes	R. RIXON
3 for 57	B. Gannon	R. RIXON
4 for 57	B. Comande	R. RIXON
5 for 129	P. Bannister	R. RIXON
6 for 149	P. Golding	R. RIXON
7 for 149	S. Tavate	R. RIXON
8 for 150	R. Rixon	J. Thorneycroft
9 for 153	J. Thorneycroft	T. McDonald
10 for 153	Legato	

Byes	Leg-Byes	Wides	No Balls
1 2 1 1	5	1 2 2 1 1 1	1 1 1

Total Batting	Total Extras	Innings Total	Wickets Lost	Comp. Ret.	Time Lost (Minutes)
	16	153	10		

Bowling Details By Over -								Bowling Details By Over -																				
Bowler	1	2	3	4	5	6	7	8	Overs	MDNS	Wides	No Balls	WKTS	Runs	Bowler	9	10	11	12	13	14	15	Overs	MDNS	Wides	No Balls	WKTS	Runs
1. S. Valappil	10.0	0.0	0.0	0.0	0.0	0.0	0.0	0.0	8.					8.														
P. Nathan	0/3	0/6	0/7	0/10	0/14	1/14	2/23		7					2	23													
2. P. Nathan	0.0	0.0	0.0	0.0	0.0	0.0	0.0	0.0	9.					9.														
S. Valappil	1/0	M	2/11	2/4	2/8	2/16	2/14		7					2	14													
3.	2.0	1.0	1.0	1.0	2.0	2.0	2.0	2.0	10.					10.														
V. Stephenson	0/4	0/5	1/5	1/9	1/17	1/21	1/33		7					1	33													
4.	0.0	0.0	0.0	0.0	0.0	0.0	0.0		11.					11.														
T. Haig	0/3	0/18							12.					12.														
5.	4.0	0.0	0.0	0.0	0.0	0.0	0.0	0.0	13.					13.														
R. Alderson	0/5	0/8	0/13	0/16	0/19	3/22	5/24		14.					14.														
6.	2.0	0.0	0.0	0.0	0.0	0.0	0.0		15.					15.														
S. Bellary	0/3	0/14	0/16						16.					16.														
7.	0/4	0/21							17.					17.														
D. Miller	0/8	0/20							18.					18.														
Totals									34.4					10	142													

Managers sign here agreeing to scores

North West Metropolitan Cricket Association

Home Club
 Away Club
 Toss Won by

Play Interrupted at
 Play Resumed at
 Stumps Score

1st..... 2nd..... Innings of.....

Wicketkeeper..... Catches..... Stumpings.....

Ground
 Umpire(s)
 Scorer(s)

Age groups
 Round No. **6**
 Date **10/11/2012**

Over No.	Bowler No.	Score	Over No.	Bowler No.	Score
1	41		81		
2	42		82		
3	43		83		
4	44		84		
5	45		85		
6	46		86		
7	47		87		
8	48		88		
9	49		89		
10	50		90		
11	51		91		
12	52		92		
13	53		93		
14	54		94		
15	55		95		
16	56		96		
17	57		97		
18	58		98		
19	59		99		
20	60		100		
21	61		101		
22	62		102		
23	63		103		
24	64		104		
25	65		105		
26	66		106		
27	67		107		
28	68		108		
29	69		109		
30	70		110		
31	71		111		
32	72		112		
33	73		113		
34	74		114		
35	75		115		
36	76		116		
37	77		117		
38	78		118		
39	79		119		
40	80		120		

In	Out	Rego No.	Batter	Runs as Scored																				How Out & Fielder	Bowler	Total					
			1.																												
			2.																												
			3.																												
			4.																												
			5.																												
			6.																												
			7.																												
			11.																												
			12.																												
			Byes		Leg-Byes															Wides				No Balls							
Fail of Wickets	Batter Out	Batter Not Out & Score	1	2	3	4	5	6	7	8	9	10	11	12	13	14	15	16	17	18	19	20	21	22	23	24	25	26	27	28	Total Batting
1 for			29	30	31	32	33	34	35	36	37	38	39	40	41	42	43	44	45	46	47	48	49	50	51	52	53	54	55	56	84
2 for			85	86	87	88	89	90	91	92	93	94	95	96	97	98	99	100	101	102	103	104	105	106	107	108	109	110	111	112	140
3 for			113	114	115	116	117	118	119	120	121	122	123	124	125	126	127	128	129	130	131	132	133	134	135	136	137	138	139	140	168
4 for			141	142	143	144	145	146	147	148	149	150	151	152	153	154	155	156	157	158	159	160	161	162	163	164	165	166	167	168	196
5 for			169	170	171	172	173	174	175	176	177	178	179	180	181	182	183	184	185	186	187	188	189	190	191	192	193	194	195	196	224
6 for			197	198	199	200	201	202	203	204	205	206	207	208	209	210	211	212	213	214	215	216	217	218	219	220	221	222	223	224	280
7 for			225	226	227	228	229	230	231	232	233	234	235	236	237	238	239	240	241	242	243	244	245	246	247	248	249	250	251	252	308
8 for			253	254	255	256	257	258	259	260	261	262	263	264	265	266	267	268	269	270	271	272	273	274	275	276	277	278	279	280	336
9 for			281	282	283	284	285	286	287	288	289	290	291	292	293	294	295	296	297	298	299	300	301	302	303	304	305	306	307	308	364
10 for			309	310	311	312	313	314	315	316	317	318	319	320	321	322	323	324	325	326	327	328	329	330	331	332	333	334	335	336	448
			337	338	339	340	341	342	343	344	345	346	347	348	349	350	351	352	353	354	355	356	357	358	359	360	361	362	363	364	
			365	366	367	368	369	370	371	372	373	374	375	376	377	378	379	380	381	382	383	384	385	386	387	388	389	390	391	392	
			393	394	395	396	397	398	399	400	401	402	403	404	405	406	407	408	409	410	411	412	413	414	415	416	417	418	419	420	
			421	422	423	424	425	426	427	428	429	430	431	432	433	434	435	436	437	438	439	440	441	442	443	444	445	446	447	448	

Round 6.
Home.
Moonee Valley def
Jacana - walkover

Bowler	- Bowling Details By Over -																				Overs	Mdns	Wides	No Balls	Wkts	Runs
	1	2	3	4	5	6	7	8	9	10	11	12	13	14	15	16	17	18	19	20						
1.																										
2.																										
3.																										
4.																										
5.																										
6.																										
7.																										
8.																										
9.																										
Totals																										

Captains sign here agreeing to scores

Home Club MOONEE VALLEY
 Away Club COUNTY WEST
 Toss Won by M.V.

Play Interrupted at

Play Resumed at

Stumps Score.....

Wicketkeeper.....

North West Metropolitan Cricket Association

1st Innings of MOONEE VALLEY

Ground ORMOND EAST Age groups 00

Umpire(s)

Scorer(s)

Round No. 7
 Date 17/11/12

Over No.	Bowler No.	Score	Over No.	Bowler No.	Score	Over No.	Bowler No.	Score	Over No.	Bowler No.	Score
1		10-0	41			81					
2		20-0	42			82					
3		10-4	43			83					
4		20-6	44			84					
5		10-10	45			85					
6		21-11	46			86					
7		31-15	47			87					
8		21-16	48			88					
9		31-19	49			89					
10		43-19	50			90					
11		33-20	51			91					
12		43-25	52			92					
13		34-26	53			93					
14		45-29	54			94					
15		35-32	55			95					
16		15-37	56			96					
17		35-38	57			97					
18		55-48	58			98					
19		35-48	59			99					
20		55-56	60			100					
21		27-63	61			101					
22		47-66	62			102					
23		27-70	63			103					
24		77-81	64			104					
25		18-85	65			105					
26		48-89	66			106					
27		19-89	67			107					
28		49-89	68			108					
29		29-90	69			109					
30		19-94	70			110					
31		89-101	71			111					
32		99-106	72			112					
33			73			113					
34			74			114					
35			75			115					
36			76			116					
37			77			117					
38			78			118					
39			79			119					
40			80			120					

In	Out	Rego No.	Batter	Runs as Scored	How Out & Fielder	Bowler	Total		
			1. MICHAEL CUMBO	21211 >>	CAUGHT	VINOD	8		
			2. RICHARD LOONEY	1 >>	BOWLED	RAHUL	1		
			3. PAUL BANNISTER	141 >>	CAUGHT	VINOD	6		
			4. BEOB CANNON	41 >>	CAUGHT	VINOD	5		
			5. NATHAN MILLER	>>	BOWLED	PAVAN	0		
			6. NEIL KING	1211124214 >>	BOWLED	RAHUL	19		
			7. SIMON THORNTON	114122111	NOT	OUT	14		
			8. DOUG CUMMING	1 >>	BOWLED	RAHUL	1		
			9. PETE FENNAUGHTY	114414 >>	LBW	RAVI	15		
			10. JOE ANSALDO	>>	BOWLED	RAVI	0		
			11. PETER LEGATO	1411 >>	RUN OUT		7		
			12. CHARLIE WALKER				62		
Byes 1141			7	Leg-Byes 1111	5	Wides 2311252	17	No Balls 1	130

Fall of Wickets	Batter Out	Batter No.	Out & Score
1 for 10	LOONEY	CUMBO	5
2 for 19	CUMBO	BANNISTER	6
3 for 19	BANNISTER	CANNON	0
4 for 26	MILLER	CANNON	5
5 for 26	CANNON	THORNTON	0
6 for 60	KING	THORNTON	1
7 for 62	CUMMING	THORNTON	2
8 for 85	FENNAUGHTY	THORNTON	7
9 for 89	ANSALDO	THORNTON	11
10 for 106	LEGATO	THORNTON	14

Bowler	1	2	3	4	5	6	7	8	9	10	11	12	13	14	15	16	17	18	19	20	Overs	Mdns	Wides	No Balls	Wkts	Runs	
1. RAVI	7	2					
2. RAHUL	7	2					
3. PAVAN	7	4					
4. VINOD	7	2					
5. SUNNY	1	0					
6. NAVEEN							
7. MANIK	1	0					
8. SAMSHAN	1	2					
9. RAJU	1	0					
																						32.2	10			9	88

Captains sign here agreeing to scores

Home Club **MOON VALLEY**

Play Interrupted at

North West Metropolitan Cricket Association

Ground **ORMOND PARK**

Age groups **ODRV**

Away Club **ASOT VALE**

Play Resumed at

Innings of **ASOT VALE**

Umpire(s)

Round No. **8**

Toss Won by

Stumps Score

Wicketkeeper **FENAUAGHTY**

Catches Stumpings

Scorer(s)

Date **24.11.12**

Over No.	Bowler No.	Score	Over No.	Bowler No.	Score	Over No.	Bowler No.	Score
1	1	2/5	41			81		
2	2	2/7	42			82		
3	1	2/9	43			83		
4	2	2/15	44			84		
5	1	2/23	45			85		
6	2	2/24	46			86		
7	3	4/25	47			87		
8	2	4/26	48			88		
9	3	6/28	49			89		
10	2	6/30	50			90		
11	3	7/35	51			91		
12	2	9/38	52			92		
13	4		53			93		
14			54			94		
15			55			95		
16			56			96		
17			57			97		
18			58			98		
19			59			99		
20			60			100		
21			61			101		
22			62			102		
23			63			103		
24			64			104		
25			65			105		
26			66			106		
27			67			107		
28			68			108		
29			69			109		
30			70			110		
31			71			111		
32			72			112		
33			73			113		
34			74			114		
35			75			115		
36			76			116		
37			77			117		
38			78			118		
39			79			119		
40			80			120		

DRINKS

In	Out	Rego No.	Batter	Runs as Scored	How Out & Fielder	Bowler	Total
		1.	JOEL GEORGE	0	Bowled	S.O'KANE	0
		2.	NAVIN BASIREDDY	44	Caught Jessie	Jessie S	9
		3.	SANCHANDER	0	Bowled	S.O'KANE	0
		4.	A. SCOTT	12	Bowled	Jessie S	11
		5.	A. J.	0	Bowled	Jessie S	0
		6.	SHIVA	0	Bowled	Jessie S	0
		7.	A McLEOD	0	Caught OKane	ward	1
		8.	J. DENCH	4	Caught Dishel	Jessie S	4
		9.	D DENCH	0	Bowled	ward	0
		10.	P. KYTE	0			
		11.	P. DWYER	2	Caught OKANE	M. Dwyer	2
		12.					
			Byes	1111			4
			Leg-Byes	4			4
			Wides	11			2
			No Balls	11			11
			Total				27

Bowler	1	2	3	4	5	6	7	8	9	10	11	12	13	14	15	16	17	18	19	20	Overs	Mdms	Wides	No Balls	Wkts	Runs
1. S. O'KANE	WXIX	elode	0004																		3	1	1	0	2	10
2. S. WARD	0-2	0-6	0-7	0-8	0-10	2-12															6	0	0	1	2	12
3. Jessie N. S	1X-X	X.1	0/0																		3	1	1	1	5	8
4. M. ESMORE	2-1	3-8																			0	4	0	0	1	1
5.																										
6.																										
7.																										
8.																										
9.																										

Captains sign here agreeing to scores: Totals **12.4 2 10 31**

D - BYE W - WIDE

Home Club Ascot Vale
 Away Club Moonee Valley
 Toss Won by Ascot Vale

Play Interrupted at.....
 Play Resumed at.....
 Stumps Score.....

North West Metropolitan Cricket Association

1st 2nd Innings of MV

Ground Fairfax 9
 Age groups 9
 Round No. 9
 Date 1.12.12
 Scorer(s).....

Wicketkeeper..... Catches..... Stumpings.....

Over No.	Bowler No.	Score	Over No.	Bowler No.	Score
1	2	0-4	41		81
2	3	0-4	42		82
3	2	0-6	43		83
4	3	0-7	44		84
5	2	1-7	45		85
6	3	1-7	46		86
7	2	1-8	47		87
8	3	1-9	48		88
9	2	1-13	49		89
10	1	1-21	50		90
11	6	1-22	51		91
12	1	2-27	52		92
13	6	2-37	53		93
14	1	3-44	54		94
15	6	3-54	55		95
16	1	3-59	56		96
17	6	3-59	57		97
18	1	3-61	58		98
19	7	3-64	59		99
20	3	3-77	60		100
21	7	4-77	61		101
22	3	4-77	62		102
23	7	5-80	63		103
24	3	5-82	64		104
25	7	5-84	65		105
26	3	5-99	66		106
27	7	5-108	67		107
28	1	5-111	68		108
29	2	5-112	69		109
30	1	6-114	70		110
31	2	116	71		111
32	5	121	72		112
33	4	128	73		113
34	5	133	74		114
35	4	139	75		115
36			76		116
37			77		117
38			78		118
39			79		119
40			80		120

In	Out	Rego No.	Batter	Runs as Scored	How Out & Fielder	Bowler	Total
		10	R. Cooney	1 >>	Bowled	Dwyer	1
		10	P. Fenaughty	1 >>	Bowled	Shiva	1
		10	P. O'Kane	1 1214444144111114441 >>	LBW	Pilla	49
		5	Shaun Rayment	1 >>	Bowled	Dwyer	1
		10	J. Nankivell-Sunder	311611111 >>	Caught	S. Pillalamarri	18
		NA	Matt Esmore	112111121111	NOT OUT 16		
		10	S. O'Kane	11661611 >>	Bowled	KYTE	22
		8	Share Esmore	214212 >>	Bowled	P. Dwyer	12
		10	Doug Cumming	1	NOT OUT		1
		LM	Joe Ansaldo				
		NA	Nick MILVMAN				
		12					

Byes	Leg-Byes	Wides	No Balls	Total
111111	2	3	3	8

Fall of Wickets	Batter Out	Batter Not Out & Score	Runs
1 for 7	Fenaughty	Cooney	7
2 for 27	Cooney	P O'Kane	27
3 for 37	Rayment	P O'Kane	37
4 for 77	J. Nankivell-S	P. Okane 48	77
5 for 79	P. Okane	M. Fenaughty 1	79
6 for 112	J O'Kane	M Esmore	112
7 for 135	S ESMORE	M ANSALDO	135
8 for			365
9 for			393
10 for			421

Bowler	1	2	3	4	5	6	7	8	9	10	11	12	13	14	15	16	17	18	19	20	Overs	Mdins	Wides	No Balls	Wkts	Runs
1 P Dwyer	0.4	4.0	x.0	3.0	1.0	1.0	1.0	1.0	1.0	1.0	1.0	1.0	1.0	1.0	1.0	1.0	1.0	1.0	1.0	1.0	7					
2 Shiva	0.0	1.0	2.0	1.0	2.0	2.0	2.0	1.0	1.0	1.0	1.0	1.0	1.0	1.0	1.0	1.0	1.0	1.0	1.0	1.0	7					
3 Chris Taxi	0.0	0.0	0.0	0.0	0.0	0.0	0.0	0.0	0.0	0.0	0.0	0.0	0.0	0.0	0.0	0.0	0.0	0.0	0.0	0.0	8					
4 P Kyte	1.4	10x	2.0	1.0	1.0	1.0	1.0	1.0	1.0	1.0	1.0	1.0	1.0	1.0	1.0	1.0	1.0	1.0	1.0	1.0	2					
5 A. J	1.2	1.0	1.0	1.0	1.0	1.0	1.0	1.0	1.0	1.0	1.0	1.0	1.0	1.0	1.0	1.0	1.0	1.0	1.0	1.0	2					
6 G Diwan	0.1	0.1	0.2	0.2	0.2	0.2	0.2	0.2	0.2	0.2	0.2	0.2	0.2	0.2	0.2	0.2	0.2	0.2	0.2	0.2	4					
7 S. PILLALAMARRI	0/3	1/8	2/5	NA	2/14	2/14															5					
8																										
9																										
Totals																					35				7	129

Captains sign here agreeing to scores P. Dwyer

Home Club MOUNCE VALLEY
 Away Club ROYAL PARK ROAD
 Toss Won by R.P.R.

Play Interrupted at
 Play Resumed at
 Stumps Score Wicketkeeper SIAH AMUNOCAMA

North West Metropolitan Cricket Association

1st 2nd Innings of ROYAL PARK
 Catches Stumpings

Ground AMUNDAM PK EAST
 Umpire(s) Scorer(s)

Age groups OO C-U-T MEX
 Round No. 11
 Date 15.12.12

Over No.	Bowler No.	Score	Over No.	Bowler No.	Score
1	1	0-1	41		
2	2	0-5	42		
3	1	0-7	43		
4	2	1-10	44		
5	1	2-12	45		
6	2	2-12	46		
7	1	2-12	47		
8	2	2-14	48		
9	1	2-15	49		
10	2	3-15	50		
11	3	3-20	51		
12	2	4-20	52		
13	3	4-22	53		
14	2	4-27	54		
15	3	4-29	55		
16	4	4-29	56		
17	3	4-31	57		
18	4	4-35	58		
19	5	4-38	59		
20	4	4-40	60		
21	5	4-52	61		
22	4	4-56	62		
23	5	5-63	63		
24	4	5-70	64		
25	5	6-74	65		
26	6	7-75	66		
27	7	7-77	67		
28	6		68		
29			69		
30			70		
31			71		
32			72		
33			73		
34			74		
35			75		
36			76		
37			77		
38			78		
39			79		
40			80		

In	Out	Rego No.	Batter	Runs as Scored	How Out & Fielder	Bowler	Total
			1. JOE LOH	14 >>	CAUGHT GERARDI	M. WALKER	5
			2. B. LANGFORD	2212 >>	BOUL	THORNTON	7
			3. B. THOMAS	241 >>	CAUGHT THORNTON	M. WALKER	7
			4. C. JOYCE	1 >>	CAUGHT (WKS) AMUNOCAMA	M. WALKER	1
			5. J. O'MAY	24111241122 >>	CAUGHT PETROPOULOS	TAVATE	21
			6. N. FEELY	1114141141 >>	CAUGHT N. WALKER	TAVATE	25
			7. T. CORDNER	14 >>	CAUGHT KING	AJSALDO	5
			8. N. WHITE	12	NOT OUT		3
			9. C. WILLIAMS	>>	LAW	AJSALDO	0
			10. A. SLAPE	>>	CAUGHT N. WALKER	AJSALDO	0
			11. _____				
			12. _____				
							74

Byes	Leg-Byes	Wides	2	No Balls	1																																																																																																																																																																																																																																																																																																																																																																																																																																																											
<table border="1"> <thead> <tr> <th>Fall of Wickets</th> <th>Batter Out</th> <th>Batter Not Out & Score</th> <th colspan="22">Runs</th> <th>Total Batting</th> </tr> </thead> <tbody> <tr> <td>1 for 7</td> <td>J. LOH</td> <td>LANGFORD 2</td> <td>85</td><td>86</td><td>87</td><td>88</td><td>89</td><td>90</td><td>91</td><td>92</td><td>93</td><td>94</td><td>95</td><td>96</td><td>97</td><td>98</td><td>99</td><td>100</td><td>101</td><td>102</td><td>103</td><td>104</td><td>105</td><td>106</td><td>107</td><td>108</td><td>109</td><td>110</td><td>111</td><td>112</td> <td>Total Extras</td> </tr> <tr> <td>2 for 12</td> <td>LANGFORD</td> <td>THOMAS 0</td> <td>113</td><td>114</td><td>115</td><td>116</td><td>117</td><td>118</td><td>119</td><td>120</td><td>121</td><td>122</td><td>123</td><td>124</td><td>125</td><td>126</td><td>127</td><td>128</td><td>129</td><td>130</td><td>131</td><td>132</td><td>133</td><td>134</td><td>135</td><td>136</td><td>137</td><td>138</td><td>139</td><td>140</td> <td>Innings Total</td> </tr> <tr> <td>3 for 15</td> <td>C. JOYCE</td> <td>THOMAS 2</td> <td>141</td><td>142</td><td>143</td><td>144</td><td>145</td><td>146</td><td>147</td><td>148</td><td>149</td><td>150</td><td>151</td><td>152</td><td>153</td><td>154</td><td>155</td><td>156</td><td>157</td><td>158</td><td>159</td><td>160</td><td>161</td><td>162</td><td>163</td><td>164</td><td>165</td><td>166</td><td>167</td><td>168</td> <td>Wickets Lost</td> </tr> <tr> <td>4 for 20</td> <td>THOMAS</td> <td>O'MAY 0</td> <td>169</td><td>170</td><td>171</td><td>172</td><td>173</td><td>174</td><td>175</td><td>176</td><td>177</td><td>178</td><td>179</td><td>180</td><td>181</td><td>182</td><td>183</td><td>184</td><td>185</td><td>186</td><td>187</td><td>188</td><td>189</td><td>190</td><td>191</td><td>192</td><td>193</td><td>194</td><td>195</td><td>196</td> <td>Comp. Ret.</td> </tr> <tr> <td>5 for 63</td> <td>O'MAY</td> <td>FEELY 19</td> <td>197</td><td>198</td><td>199</td><td>200</td><td>201</td><td>202</td><td>203</td><td>204</td><td>205</td><td>206</td><td>207</td><td>208</td><td>209</td><td>210</td><td>211</td><td>212</td><td>213</td><td>214</td><td>215</td><td>216</td><td>217</td><td>218</td><td>219</td><td>220</td><td>221</td><td>222</td><td>223</td><td>224</td> <td>Time Lost (Minutes)</td> </tr> <tr> <td>6 for 70</td> <td>FEELY</td> <td>CORDNER 1</td> <td>225</td><td>226</td><td>227</td><td>228</td><td>229</td><td>230</td><td>231</td><td>232</td><td>233</td><td>234</td><td>235</td><td>236</td><td>237</td><td>238</td><td>239</td><td>240</td><td>241</td><td>242</td><td>243</td><td>244</td><td>245</td><td>246</td><td>247</td><td>248</td><td>249</td><td>250</td><td>251</td><td>252</td> <td></td> </tr> <tr> <td>7 for 75</td> <td>CORDNER</td> <td>WHITE 1</td> <td>253</td><td>254</td><td>255</td><td>256</td><td>257</td><td>258</td><td>259</td><td>260</td><td>261</td><td>262</td><td>263</td><td>264</td><td>265</td><td>266</td><td>267</td><td>268</td><td>269</td><td>270</td><td>271</td><td>272</td><td>273</td><td>274</td><td>275</td><td>276</td><td>277</td><td>278</td><td>279</td><td>280</td> <td></td> </tr> <tr> <td>8 for 79</td> <td>WILLIAMS</td> <td>WHITE 3</td> <td>281</td><td>282</td><td>283</td><td>284</td><td>285</td><td>286</td><td>287</td><td>288</td><td>289</td><td>290</td><td>291</td><td>292</td><td>293</td><td>294</td><td>295</td><td>296</td><td>297</td><td>298</td><td>299</td><td>300</td><td>301</td><td>302</td><td>303</td><td>304</td><td>305</td><td>306</td><td>307</td><td>308</td> <td></td> </tr> <tr> <td>9 for 78</td> <td>SLAPE</td> <td>WHITE 3</td> <td>309</td><td>310</td><td>311</td><td>312</td><td>313</td><td>314</td><td>315</td><td>316</td><td>317</td><td>318</td><td>319</td><td>320</td><td>321</td><td>322</td><td>323</td><td>324</td><td>325</td><td>326</td><td>327</td><td>328</td><td>329</td><td>330</td><td>331</td><td>332</td><td>333</td><td>334</td><td>335</td><td>336</td> <td></td> </tr> <tr> <td>10 for</td> <td></td> <td></td> <td>337</td><td>338</td><td>339</td><td>340</td><td>341</td><td>342</td><td>343</td><td>344</td><td>345</td><td>346</td><td>347</td><td>348</td><td>349</td><td>350</td><td>351</td><td>352</td><td>353</td><td>354</td><td>355</td><td>356</td><td>357</td><td>358</td><td>359</td><td>360</td><td>361</td><td>362</td><td>363</td><td>364</td> <td></td> </tr> <tr> <td></td> <td></td> <td></td> <td>365</td><td>366</td><td>367</td><td>368</td><td>369</td><td>370</td><td>371</td><td>372</td><td>373</td><td>374</td><td>375</td><td>376</td><td>377</td><td>378</td><td>379</td><td>380</td><td>381</td><td>382</td><td>383</td><td>384</td><td>385</td><td>386</td><td>387</td><td>388</td><td>389</td><td>390</td><td>391</td><td>392</td> <td></td> </tr> <tr> <td></td> <td></td> <td></td> <td>393</td><td>394</td><td>395</td><td>396</td><td>397</td><td>398</td><td>399</td><td>400</td><td>401</td><td>402</td><td>403</td><td>404</td><td>405</td><td>406</td><td>407</td><td>408</td><td>409</td><td>410</td><td>411</td><td>412</td><td>413</td><td>414</td><td>415</td><td>416</td><td>417</td><td>418</td><td>419</td><td>420</td> <td></td> </tr> <tr> <td></td> <td></td> <td></td> <td>421</td><td>422</td><td>423</td><td>424</td><td>425</td><td>426</td><td>427</td><td>428</td><td>429</td><td>430</td><td>431</td><td>432</td><td>433</td><td>434</td><td>435</td><td>436</td><td>437</td><td>438</td><td>439</td><td>440</td><td>441</td><td>442</td><td>443</td><td>444</td><td>445</td><td>446</td><td>447</td><td>448</td> <td></td> </tr> </tbody> </table>							Fall of Wickets	Batter Out	Batter Not Out & Score	Runs																						Total Batting	1 for 7	J. LOH	LANGFORD 2	85	86	87	88	89	90	91	92	93	94	95	96	97	98	99	100	101	102	103	104	105	106	107	108	109	110	111	112	Total Extras	2 for 12	LANGFORD	THOMAS 0	113	114	115	116	117	118	119	120	121	122	123	124	125	126	127	128	129	130	131	132	133	134	135	136	137	138	139	140	Innings Total	3 for 15	C. JOYCE	THOMAS 2	141	142	143	144	145	146	147	148	149	150	151	152	153	154	155	156	157	158	159	160	161	162	163	164	165	166	167	168	Wickets Lost	4 for 20	THOMAS	O'MAY 0	169	170	171	172	173	174	175	176	177	178	179	180	181	182	183	184	185	186	187	188	189	190	191	192	193	194	195	196	Comp. Ret.	5 for 63	O'MAY	FEELY 19	197	198	199	200	201	202	203	204	205	206	207	208	209	210	211	212	213	214	215	216	217	218	219	220	221	222	223	224	Time Lost (Minutes)	6 for 70	FEELY	CORDNER 1	225	226	227	228	229	230	231	232	233	234	235	236	237	238	239	240	241	242	243	244	245	246	247	248	249	250	251	252		7 for 75	CORDNER	WHITE 1	253	254	255	256	257	258	259	260	261	262	263	264	265	266	267	268	269	270	271	272	273	274	275	276	277	278	279	280		8 for 79	WILLIAMS	WHITE 3	281	282	283	284	285	286	287	288	289	290	291	292	293	294	295	296	297	298	299	300	301	302	303	304	305	306	307	308		9 for 78	SLAPE	WHITE 3	309	310	311	312	313	314	315	316	317	318	319	320	321	322	323	324	325	326	327	328	329	330	331	332	333	334	335	336		10 for			337	338	339	340	341	342	343	344	345	346	347	348	349	350	351	352	353	354	355	356	357	358	359	360	361	362	363	364					365	366	367	368	369	370	371	372	373	374	375	376	377	378	379	380	381	382	383	384	385	386	387	388	389	390	391	392					393	394	395	396	397	398	399	400	401	402	403	404	405	406	407	408	409	410	411	412	413	414	415	416	417	418	419	420					421	422	423	424	425	426	427	428	429	430	431	432	433	434	435	436	437	438	439	440	441	442	443	444	445	446	447	448	
Fall of Wickets	Batter Out	Batter Not Out & Score	Runs																						Total Batting																																																																																																																																																																																																																																																																																																																																																																																																																																							
1 for 7	J. LOH	LANGFORD 2	85	86	87	88	89	90	91	92	93	94	95	96	97	98	99	100	101	102	103	104	105	106	107	108	109	110	111	112	Total Extras																																																																																																																																																																																																																																																																																																																																																																																																																																	
2 for 12	LANGFORD	THOMAS 0	113	114	115	116	117	118	119	120	121	122	123	124	125	126	127	128	129	130	131	132	133	134	135	136	137	138	139	140	Innings Total																																																																																																																																																																																																																																																																																																																																																																																																																																	
3 for 15	C. JOYCE	THOMAS 2	141	142	143	144	145	146	147	148	149	150	151	152	153	154	155	156	157	158	159	160	161	162	163	164	165	166	167	168	Wickets Lost																																																																																																																																																																																																																																																																																																																																																																																																																																	
4 for 20	THOMAS	O'MAY 0	169	170	171	172	173	174	175	176	177	178	179	180	181	182	183	184	185	186	187	188	189	190	191	192	193	194	195	196	Comp. Ret.																																																																																																																																																																																																																																																																																																																																																																																																																																	
5 for 63	O'MAY	FEELY 19	197	198	199	200	201	202	203	204	205	206	207	208	209	210	211	212	213	214	215	216	217	218	219	220	221	222	223	224	Time Lost (Minutes)																																																																																																																																																																																																																																																																																																																																																																																																																																	
6 for 70	FEELY	CORDNER 1	225	226	227	228	229	230	231	232	233	234	235	236	237	238	239	240	241	242	243	244	245	246	247	248	249	250	251	252																																																																																																																																																																																																																																																																																																																																																																																																																																		
7 for 75	CORDNER	WHITE 1	253	254	255	256	257	258	259	260	261	262	263	264	265	266	267	268	269	270	271	272	273	274	275	276	277	278	279	280																																																																																																																																																																																																																																																																																																																																																																																																																																		
8 for 79	WILLIAMS	WHITE 3	281	282	283	284	285	286	287	288	289	290	291	292	293	294	295	296	297	298	299	300	301	302	303	304	305	306	307	308																																																																																																																																																																																																																																																																																																																																																																																																																																		
9 for 78	SLAPE	WHITE 3	309	310	311	312	313	314	315	316	317	318	319	320	321	322	323	324	325	326	327	328	329	330	331	332	333	334	335	336																																																																																																																																																																																																																																																																																																																																																																																																																																		
10 for			337	338	339	340	341	342	343	344	345	346	347	348	349	350	351	352	353	354	355	356	357	358	359	360	361	362	363	364																																																																																																																																																																																																																																																																																																																																																																																																																																		
			365	366	367	368	369	370	371	372	373	374	375	376	377	378	379	380	381	382	383	384	385	386	387	388	389	390	391	392																																																																																																																																																																																																																																																																																																																																																																																																																																		
			393	394	395	396	397	398	399	400	401	402	403	404	405	406	407	408	409	410	411	412	413	414	415	416	417	418	419	420																																																																																																																																																																																																																																																																																																																																																																																																																																		
			421	422	423	424	425	426	427	428	429	430	431	432	433	434	435	436	437	438	439	440	441	442	443	444	445	446	447	448																																																																																																																																																																																																																																																																																																																																																																																																																																		

Bowler	Bowling Details By Over																				Overs	Mdns	Wides	No Balls	Wkts	Runs					
	1	2	3	4	5	6	7	8	9	10	11	12	13	14	15	16	17	18	19	20											
1. SIMON THORNTON	0-1	0-3	1-5	M	1-6																5	1				1	6				
2. MURRAY WALKER	0-4	1-7	M	1-9	W	M	W	M	3-14												7	3				3	14				
3. TOM KING	0-5	0-7	0-9	0-11																	4	0				0	11				
4. NIGEL WALKER	M	0-4	0-6	0-10	0-17																5	1				0	17				
5. SAIWATH TAVATE	1	W	W	1-2	W																4	0				2	26				
6. JOE ANSALDO	0-3	0-15	1-27	2-26																	1	3	0			3	1				
7. TONY SHERER	0-2																				1	0				0	2				
8.																															
9.																															
Totals																						27.3	5				9	77			

Captains sign here agreeing to scores

Home Club MUDNOC VALLEY Play Interrupted at
 Away Club ROYAL PARK MEN Play Resumed at
 Toss Won by R.P.A Stumps Score..... Wicketkeeper.....

North West Metropolitan Cricket Association

Ground ON MOON PARK CRT Age groups 0-10
 Umpire(s) Round No. 11
 Scorer(s) Date 15.12.12

1st 2nd Innings of MUDNOC VALLEY

Over No.	Bowler No.	Score	Over No.	Bowler No.	Score	Over No.	Bowler No.	Score
1	1	0-0	41			81		
2	2	0-6	42			82		
3	1	0-10	43			83		
4	2	0-15	44			84		
5	1	0-15	45			85		
6	2	0-23	46			86		
7	1	1-25	47			87		
8	2	1-34	48			88		
9	1	1-34	49			89		
10	3	1-37	50			90		
11	1	2-37	51			91		
12	3	2-37	52			92		
13	1	2-42	53			93		
14	4	2-47	54			94		
15	3	2-48	55			95		
16	4	2-59	56			96		
17	3	2-62	57			97		
18	5	2-67	58			98		
19	3	2-69	59			99		
20	5	3-72	60			100		
21	3	3-73	61			101		
22	5	3-75	62			102		
23	3	3-76	63			103		
24	5	3-83	64			104		
25			65			105		
26			66			106		
27			67			107		
28			68			108		
29			69			109		
30			70			110		
31			71			111		
32			72			112		
33			73			113		
34			74			114		
35			75			115		
36			76			116		
37			77			117		
38			78			118		
39			79			119		
40			80			120		

In	Out	Rego No.	Batter	Runs as Scored	How Out & Fielder	Bowler	Total
		1.	TARIG GERARD	42 112 >>	Bowled	LANCFOON	10
		2.	TOM KING	14 44 44 1 >>	CAUGHT	LANCFOON	22
		3.	SIMON THORNTON	11 44 1	RET. HURT.		11
		4.	SHANE ESMORE	42 12 12 1 >>	CAUGHT	LOH	14
		5.	SHAN AMUNUCAMA	11 11 4 2 1	NOT OUT		11
		6.	RICHARD LOONEY	11	NOT OUT		2
		7.	JOHN PETROPOULOS				
		8.	TONY SHERER				
		9.	MURRAY WALKER				
		10.	NATHAN MILLER				
		11.	NIGEL WALKER				
		12.	JOB ANDERSON				
			ISSAJATH TAVATE				

Byes	Leg-Byes	1	Wides	1111	4	No Balls	12 1/111	8												
Fall of Wickets	Batter Out	Batter Not Out & Score																	Total Batting	70
1 for 25	GERARD	KING 13																	Total Extras	13
2 for 37	KING	THORNTON 1																	Innings Total	83
3 for 72	ESMORE	AMUNUCAMA 2																	Wickets Lost	3
4 for																			Comp. Ret.	
5 for																			Time Lost (Minutes)	
6 for																				
7 for																				
8 for																				
9 for																				
10 for																				

Bowler	1	2	3	4	5	6	7	8	9	10	11	12	13	14	15	16	17	18	19	20	Overs	Mdins	Wides	No Balls	Wkts	Runs																		
1. B. LANCFOON	0-4	0-4	0-4	0-4	0-4	0-4	0-4	0-4	0-4	0-4	0-4	0-4	0-4	0-4	0-4	0-4	0-4	0-4	0-4	0-4	7				2	10																		
2. A. SLAPE	0-6	0-11	0-19	0-28																	4					28																		
3. C. WILLIAMS	0-3	0-4	0-4	0-7	0-9	0-10	0-11														7					11																		
4. B. THOMAS	0-5	0-16																			2					16																		
5. J. LOH	0-5	1-8	1-10	1-17																	4					17																		
6.																																												
7.																																												
8.																																												
9.																																												
Captains sign here agreeing to scores																					Totals	24																					2	82

MUDNOC VALLEY WON

Home Club M.V. Play Interrupted at
Away Club PASLOC VALS UNITED Play Resumed at
Toss Won by P.V.U. Stumps Score

North West Metropolitan Cricket Association

1st Innings of P.V.U.C.E
Wicketkeeper P. KING N. MILLMAN Catches 1 Stumpings

Ground ORMANS CRST Age groups ON
Umpire(s) - Round No. 12
Scorer(s) - Date 22/12/2012

In	Out	Rego No.	Batter	Runs as Scored	How Out & Fielder	Bowler	Total
		1.	D. MILLER	44	CAUGHT BEHIND (KING)	ALI	9
		2.	B. MATTHEWS	114	CAUGHT	TAVATE	43
		3.	S. COLLETT	114	BOWLED	GERADI	6
		4.	A. CHAPMAN	2	BOWLED	GERADI	2
		5.	J. HAIGH	112	CAUGHT + BOWLED	ANSOLDO	69
		6.	S. BELLARY	12	CAUGHT	MILLER	6
		7.	R. ALLEN	21	CAUGHT (W. AGIS)	ANSOLDO	16
		8.	V. STEPHENSON	16	BOWLED	ANSOLDO	24
		9.	I. RESTA	4	NOT	OUT	8
		10.	M. STEWART	4	NOT	OUT	4
		11.	L. WOODWARD				
		12.					

Byes 12	3	Leg-Byes	Wides 11	2	No Balls 1	6
Fall of Wickets						Total Batting 187
1 for 15 MILLER MATTHEWS (6)						Total Extras 11
2 for 61 MATTHEWS COLLETT (6)						Innings Total 198
3 for 63 CHAPMAN COLLETT (6)						Wickets Lost 8
4 for 67 COLLETT HAIGH (1)						Comp. Ret.
5 for 89 BELLARY HAIGH (10)						Time Lost (Minutes)
6 for 158 HAIGH ALLEN (14)						
7 for 163 ALLEN STEPHENSON (1)						
8 for 194 STEPHENSON RESTA (8)						
9 for						
10 for						

Bowler	1	2	3	4	5	6	7	8	9	10	11	12	13	14	15	16	17	18	19	20	Overs	Mins	Wides	No Balls	Wkts	Runs																	
1. N. WEBSTER	0/2	0/3																			2	-			-	3																	
2. P. BANNISTER	0/4	0/8	M	0/12																	4	1			-	12																	
3. S. ALI	M	0/2	0/3	WM	1/8	0/11	1/28														7	2			1	28																	
4. G. GERADI			2X																		6	1			2	30																	
5. S. TAVATE	0/4	0/13	1/17	WM	2/24	2/30															4	-			1	14																	
6. ANSOLDO	1/5	1/6	1/11	1/14																	6	-			3	35																	
7. W. AGIS	0/2	0/11	0/19	1/23	2/31	3/35															2	-			-	24																	
8. N. MILLMAN	0/1	0/24																			2	-			-	20																	
9. N. MILLER	0/24	0/6																			2	-			1	29																	
Totals																					35	4																		8			190

Over No.	Bowler No.	Score	Over No.	Bowler No.	Score	Over No.	Bowler No.	Score
1	2	0/4	41			81		
2	3	0/4	42			82		
3	2	0/8	43			83		
4	3	0/10	44			84		
5	2	0/10	45			85		
6	3	0/11	46			86		
7	2	0/15	47			87		
8	3	1/15	48			88		
9	3	1/27	49			89		
10	3	1/32	50			90		
11	8	1/40	51			91		
12	1	1/42	52			92		
13	4	1/46	53			93		
14	1	1/47	54			94		
15	4	1/56	55			95		
16	5	2/61	56			96		
17	4	3/65	57			97		
18	5	3/66	58			98		
19	4	4/67	59			99		
20	5	4/72	60			100		
21	4	4/79	61			101		
22	5	4/82	62			102		
23	4	4/88	63			103		
24	9	5/105	64			104		
25	6	5/107	65			105		
26	9	5/119	66			106		
27	6	5/128	67			107		
28	3	5/138	68			108		
29	6	5/146	69			109		
30	3	5/156	70			110		
31	6	6/160	71			111		
32	7	6/163	72			112		
33	6	7/171	73			113		
34	7	7/194	74			114		
35	6	8/198	75			115		
36			76			116		
37			77			117		
38			78			118		
39			79			119		
40			80			120		

PASLOC VALS UNITED WDN

187

Captains sign here agreeing to scores

Home Club Moonee Valley
Away Club Avondale Heights
Toss Won by Moonee Valley

Play Interrupted at.....
Play Resumed at.....
Stumps Score.....

North West Metropolitan Cricket Association

1st..... 2nd..... Innings of Moonee Valley
Catches..... Stumpings.....

Ground.....
Umpire(s).....
Scorer(s).....
Round No. 13
Date 19/1/13

Over No.	Bowler No.	Score	Over No.	Bowler No.	Score	Over No.	Bowler No.	Score
1	1	0/2	41		81			
2	2	0/6	42		82			
3	1	0/6	43		83			
4	2	0/7	44		84			
5	1	0/9	45		85			
6	2	0/10	46		86			
7	1	0/14	47		87			
8	2	0/16	48		88			
9	1	0/20	49		89			
10	3	0/23	50		90			
11	4	0/25	51		91			
12	3	0/25	52		92			
13	4	0/31	53		93			
14	3	1/35	54		94			
15	4	1/38	55		95			
16	3	2/38	56		96			
17	4	3/45	57		97			
18	3	4/46	58		98			
19	4	4/62	59		99			
20	3	4/64	60		100			
21	5	4/65	61		101			
22	3	4/78	62		102			
23	4	6/87	63		103			
24	6	6/111	64		104			
25	5	6/125	65		105			
26	1	6/134	66		106			
27	5	6/149	67		107			
28	1	6/163	68		108			
29	5	6/170	69		109			
30	2	7/175	70		110			
31	5	7/180	71		111			
32	2	8/180	72		112			
33	5	8/185	73		113			
34	7	8/197	74		114			
35	8	4/202	75		115			
36			76		116			
37			77		117			
38			78		118			
39			79		119			
40			80		120			

In	Out	Rego No.	Batter	Runs as Scored	How Out & Fielder	Bowler	Total
		1.	Richard Cooney	>>	Bowled	D. Cunningham	6
		2.	Shane Esmore	4141414 >>	Caught	D. Cunningham	26
		3.	Peter O'Kane	>>	Caught	D. Cunningham	1
		4.	Tariq Geradi	>>	Bowled	T. Krajina	0
		5.	Sean Okane	6664/1662644668141666612	Retired		101
		6.	Ryan Fairclough	244 >>	Caught	T. Krajina	10
		7.	Sainath Tivate	>>	bowled	" "	0
		8.	Michael Clomp	111442214444 >>	caught behind	T. Cutri	44
		9.	Peter Legato	>>	LBW	T. Tatsidis	1
		10.	Jack Newman	>>	caught	T. Tatsidis	2
		11.	Nathan Miller	>>	not	out	1
		12.	Joe Alonzo				

Byes 1 (3) S. Okane R. Cooney Leg-Byes 1 Wides ||||| 7 No Balls 1

Fall of Wickets	Batter Out	Batter Not Out & Score	1	2	3	4	5	6	7	8	9	10	11	12	13	14	15	16	17	18	19	20	21	22	23	24	25	26	27	28	Total Batting	
1 for 35	S. Esmore	R. Cooney (4)	39	30	41	52	63	74	85	96	107	118	129	140	151	162	173	184	195	206	217	228	239	250	261	272	283	294	305	316	192	
2 for 38	P. O'Kane	R. Cooney (5)	57	68	79	90	101	112	123	134	145	156	167	178	189	200	211	222	233	244	255	266	277	288	299	310	321	332	343	354	19	
3 for 39	T. Geradi	R. Cooney (6)	113	114	115	116	117	118	119	120	121	122	123	124	125	126	127	128	129	130	131	132	133	134	135	136	137	138	139	140	202	
4 for 45	E. Cooney	S. O'Kane (6)	141	142	143	144	145	146	147	148	149	150	151	152	153	154	155	156	157	158	159	160	161	162	163	164	165	166	167	168	9	
5 for 87	R. Fairclough	S. O'Kane (35)	169	170	171	172	173	174	175	176	177	178	179	180	181	182	183	184	185	186	187	188	189	190	191	192	193	194	195	196		
6 for 87	S. Tivate	S. O'Kane	225	226	227	228	229	230	231	232	233	234	235	236	237	238	239	240	241	242	243	244	245	246	247	248	249	250	251	252		
7 for 170	P. Legato	M. Clomp (15)	281	282	283	284	285	286	287	288	289	290	291	292	293	294	295	296	297	298	299	300	301	302	303	304	305	306	307	308		
8 for			309	310	311	312	313	314	315	316	317	318	319	320	321	322	323	324	325	326	327	328	329	330	331	332	333	334	335	336		
9 for			337	338	339	340	341	342	343	344	345	346	347	348	349	350	351	352	353	354	355	356	357	358	359	360	361	362	363	364		
10 for			365	366	367	368	369	370	371	372	373	374	375	376	377	378	379	380	381	382	383	384	385	386	387	388	389	390	391	392		
			393	394	395	396	397	398	399	400	401	402	403	404	405	406	407	408	409	410	411	412	413	414	415	416	417	418	419	420		
			421	422	423	424	425	426	427	428	429	430	431	432	433	434	435	436	437	438	439	440	441	442	443	444	445	446	447	448		

Bowler	1	2	3	4	5	6	7	8	9	10	11	12	13	14	15	16	17	18	19	20	Overs	Mds	Wides	No Balls	Wkts	Runs					
1. P Goodmen																					7										
2. T Tatsidis																					6										
3. D. Cunningham																					7										
4. T. Krajina																					5										
5. T. Rodier																					7										
6. J. Malone																					1										
7. L. McKay																					1										
8. T. Cutri																					1										
9																															
Totals																						35				9	194				

Captains sign here agreeing to scores

Home Club **ROYAL PARK REDS**

Play Interrupted at

North West Metropolitan Cricket Association

Ground **RSI Royal Park (Glenview Rd)**

Age groups **00.5**

Away Club **MOONING VALLEY**

Play Resumed at

Innings of **MOONING VALLEY**

Umpire(s)

Round No. **14**

Toss Won by **MV**

Stumps Score

Wicketkeeper

Catches

Stumpings

Scorer(s)

Date **27.1.13**

Over No.	Bowler No.	Score	Over No.	Bowler No.	Score	Over No.	Bowler No.	Score
1	1	0-1	41			81		
2	2	1-1	42			82		
3	1	1-2	43			83		
4	2	1-6	44			84		
5	1	1-6	45			85		
6	2	1-7	46			86		
7	3	1-8	47			87		
8	5	1-8	48			88		
9	3	1-10	49			89		
10	5	1-12	50			90		
11	3	1-12	51			91		
12	5	1-12	52			92		
13	3	2-20	53			93		
14	6	2-24	54			94		
15	4	3-30	55			95		
16	6	4-31	56			96		
17	4	4-32	57			97		
18	6	4-36	58			98		
19	4	5-37	59			99		
20	6	5-37	60			100		
21	3	7-39	61			101		
22	2	7-39	62			102		
23	3	9-45	63			103		
24	2		64			104		
25			65			105		
26			66			106		
27			67			107		
28			68			108		
29			69			109		
30			70			110		
31			71			111		
32			72			112		
33			73			113		
34			74			114		
35			75			115		
36			76			116		
37			77			117		
38			78			118		
39			79			119		
40			80			120		

In	Out	Rego No.	Batter	Runs as Scored	How Out & Fielder	Bowler	Total
			1. RICHARD COONEY	211111 >>	LBW	LOH	11
			2. JESSE NAUKIVICH-SANDOR	>>	CAUGHT	SLAPE	0
			3. RYAN FAIRCLOUGH	11 >>	HT. WICKET B	M'GINLAY	2
			4. SEAN O'KANE	441 >>	CAUGHT	OTTERY	9
			5. JACK NEWMAN	11 >>	CAUGHT	M'GINLAY	2
			6. JUSTIN MOLONEY	22 >>	CAUGHT	LOH	4
			7. Will ACIUS	2 >>	CAUGHT	M'GINLAY	2
			8. N Miller	>>	STUMPED	M'GINLAY	0
			9. S Rayment	132 >>	CAUGHT	SLAPE	6
			10. X Brooks	>>	STUMPED	M'GINLAY	0
			11. JOE ANSALDO		N.O.		0
			12. CHARLIE WALKER				

Byes 1	Leg-Byes	Wides 1	No Balls 2	9
Fall of Wickets	Batter Out	Batter Not Out & Score	Total Batting 36	
1 for 1	N'VILLE-SANDOR	COONEY 0	Total Extras 11	
2 for 12	FAIRCLOUGH	COONEY 6	Innings Total 47	
3 for 30	COONEY	O'KANE 9	Wickets Lost 10	
4 for 30	O'KANE	NEWMAN 0	Comp. Ret.	
5 for 37	MOLONEY	NEWMAN 2	Time Lost (Minutes)	
6 for 39	ACIUS	NEWMAN 2		
7 for 39	MILLER	NEWMAN 2		
8 for 40	NEWMAN	RAYMENT 1		
9 for 45	BROOKS	RAYMENT 4		
10 for				

- Bowling Details By Over -

Bowler	1	2	3	4	5	6	7	8	9	10	11	12	13	14	15	16	17	18	19	20	Overs	Mdis	Wides	No Balls	Wkts	Runs		
1. WILLIAMS C	0-1	0-2	m																		3					2		
2. SLAPE A	Wm	1-4	1-5	m	m	x															5.5					7		
3. H. M'GINLAY	0-1	0-3	m	4.	x.	1x@3	1-11	3-13	5-19												6					19		
4. J. LOH	118.0	1-3	1-6	2-7																	3					7		
5. L. HAYES	m	0-2	m																		3					2		
6. P. OTTERY	4-1	1-x	2-2	0-4	1-5	1-9															3					9		
7.																												
8.																												
9.																												
Captains sign here agreeing to scores																						Totals	23.5	7			10	46

ROYAL PARK REDS WON

Home Club PASCO VALLEY CC - Play Interrupted at
 Away Club MOONING VALLEY Play Resumed at
 Toss Won by MOONING VALLEY Stumps Score..... Wicketkeeper.....

North West Metropolitan Cricket Association

1st ~~2nd~~ Innings of MOONING VALLEY

Ground PARKER RESERVE WEST Age groups
 Umpire(s) Round No. 15
 Scorer(s) Date 22.13

Over No.	Bowler No.	Score	Over No.	Bowler No.	Score	Over No.	Bowler No.	Score
1	2	1	41			81		
2	1	1.1	42			82		
3	2	2.1	43			83		
4	1	2.2	44			84		
5	2	3.3	45			85		
6	1	M	46			86		
7	2	3.7	47			87		
8	1	3.8	48			88		
9	2	3.17	49			89		
10	1	4.17	50			90		
11	4	4.25	51			91		
12	1	4.29	52			92		
13	4	4.34	53			93		
14	1	4.35	54			94		
15	4	4.43	55			95		
16	3	4.54	56			96		
17	4	4.62	57			97		
18	3	4.73	58			98		
19	2	4.83	59			99		
20	3	4.102	60			100		
21	2	4.118	61			101		
22	3	4.115	62			102		
23	5	4.127	63			103		
24	5	5.129	64			104		
25	5	5.129	65			105		
26	6	5.137	66			106		
27	5	5.145	67			107		
28	6	5.169	68			108		
29	5	6.176	69			109		
30	7	7.178	70			110		
31	5	7.179	71			111		
32	7	7.181	72			112		
33	5	7.191	73			113		
34	7	8.200	74			114		
35	3	8.210	75			115		
36			76			116		
37			77			117		
38			78			118		
39			79			119		
40			80			120		

In	Out	Rego No.	Batter	Runs as Scored	How Out & Fielder	Bowler	Total
		1.	S ESMORE ¹⁰	➔	Caught	Mickkison	0
		2.	R COONEY ¹⁰	➔	Bowled	M'Kay	0
		3.	H Webb - JONES	➔	Caught	M'Kay	1
		4.	M THOMAS	➔	Bowled	Mickkison	0
		5.	S OKANE ¹⁰	4 6 2 6 1 4 4 6 4 1 6 4 1 4 6 6 1 4 1 ➔	Caught	Cunningham	75
		6.	M GAUCI ¹⁰	4 1 4 1 1 6 2 4 6 1 1 6 6 1 7 1 6 6 6 4 4 1 ➔	Caught	Raffoul	76
		7.	M Walker ¹⁰	1 4 4 1 4 1 ➔	Bowled	Sumner	16
		8.	T TAYLOR ^{fill in}	1 2 2 1 ➔	Caught	Sumner	6
		9.	J Nankivell ¹⁰	11	not out	out	2
		10.	D. Saunna ¹⁰	1 4 4 4 6 1 2	not out	out	22
		11.	S Raymond				
		12.	J ANSARU ^{LM}				

Byes 11 2 Leg-Byes 11 2 Wides 111111 6 No Balls 11 2 13

Fall of Wickets	Batter Out	Batter Not Out & Score	1	2	3	4	5	6	7	8	9	10	11	12	13	14	15	16	17	18	19	20	21	22	23	24	25	26	27	28	Total Batting
1 for 1	R. Cooney	S Esmore	0	0	0	0	0	0	0	0	0	0	0	0	0	0	0	0	0	0	0	0	0	0	0	0	0	0	0	198	
2 for 1	S Esmore	H. Webb - Jones	0	0	0	0	0	0	0	0	0	0	0	0	0	0	0	0	0	0	0	0	0	0	0	0	0	0	0	12	
3 for 3	M. Thomas	H. Webb	0	0	0	0	0	0	0	0	0	0	0	0	0	0	0	0	0	0	0	0	0	0	0	0	0	0	0	210	
4 for 17	H. Webb	S. Okane (12)	0	0	0	0	0	0	0	0	0	0	0	0	0	0	0	0	0	0	0	0	0	0	0	0	0	0	0	8	
5 for 129	S. Okane	M. Gauci	0	0	0	0	0	0	0	0	0	0	0	0	0	0	0	0	0	0	0	0	0	0	0	0	0	0	0	202	
6 for 169	Gauci	Walker	0	0	0	0	0	0	0	0	0	0	0	0	0	0	0	0	0	0	0	0	0	0	0	0	0	0	0		
7 for 179	Walker	Taylor	0	0	0	0	0	0	0	0	0	0	0	0	0	0	0	0	0	0	0	0	0	0	0	0	0	0	0		
8 for 171	Taylor	Saunna	0	0	0	0	0	0	0	0	0	0	0	0	0	0	0	0	0	0	0	0	0	0	0	0	0	0	0		
9 for			0	0	0	0	0	0	0	0	0	0	0	0	0	0	0	0	0	0	0	0	0	0	0	0	0	0	0		
10 for			0	0	0	0	0	0	0	0	0	0	0	0	0	0	0	0	0	0	0	0	0	0	0	0	0	0	0		

Bowler	1	2	3	4	5	6	7	8	9	10	11	12	13	14	15	16	17	18	19	20	Overs	Mdms	Wides	No Balls	Wkts	Runs			
1. M'Kay	X	1	1	1	1	1	1														7				11				
2. Mickkison	1	0	1	1	1	1	1														7				11				
3. Jonesy	1	1	1	1	1	1	1														5								
4. S Khan	1	1	1	1	1	1	1														4								
5. Raffoul	1	1	1	1	1	1	1														6								
6. T. Cunningham	1	1	1	1	1	1	1														3								
7. J Sumner	1	1	1	1	1	1	1														3								
8.																													
9.																													
Totals																								35				8	202

Captains sign here agreeing to scores

Home Club AVONDALE HEIGHTS Play Interrupted at.....

North West Metropolitan Cricket Association

Ground DOYLE STREET RES. Age groups.....

Away Club MOONING VALLEY Play Resumed at.....

1st 2nd Innings of AVONDALE HEIGHTS

Umpire(s)..... Round No. 16

Toss Won by MOONING VALLEY Stumps Score.....

Wicketkeeper..... Catches..... Stumpings.....

Scorer(s)..... Date 9/2/13

Over No.	Bowler No.	Score	Over No.	Bowler No.	Score	Over No.	Bowler No.	Score
1	1	4	41			81		
2	2	10	42			82		
3	1	16	43			83		
4	2	21	44			84		
5	1	27	45			85		
6	2	43	46			86		
7	1	45	47			87		
8	2	58	48			88		
9	1	59	49			89		
10	3	101	50			90		
11	5	166	51			91		
12	3	168	52			92		
13	5	175	53			93		
14	3	278	54			94		
15	5	380	55			95		
16	3	389	56			96		
17	5	401	57			97		
18	8	499	58			98		
19	5	495	59			99		
20	8	499	60			100		
21			61			101		
22			62			102		
23			63			103		
24			64			104		
25			65			105		
26			66			106		
27			67			107		
28			68			108		
29			69			109		
30			70			110		
31			71			111		
32			72			112		
33			73			113		
34			74			114		
35			75			115		
36			76			116		
37			77			117		
38			78			118		
39			79			119		
40			80			120		

In	Out	Rego No.	Batter	Runs as Scored	How Out & Fielder	Bowler	Total
		1.	T. Tatzidis	124221624144	banded	Thornycroft	33
		2.	T. Cutri	42141414 111111414	Not out		37
		3.	J. Cutri	1	Lbw	Thornycroft	1
		4.	S. Ferrugia		c.s.o' Kane	Thornycroft	0
		5.	M. Cooper	11241	Banded	M. Esmore	9
		6.	J. Russell		Not out		0
		7.					
		8.					
		9.					
		10.					
		11.					
		12.					

Travis Rodier
AVONDALE HEIGHTS
WON

Byes	1114	8	Leg-Byes	1	Wides	12212	8	No Balls	11	2														
Fall of Wickets	Batter Out	Batter Not Out & Score																					Total Batting	80
1 for	59 Tatzidis	Cutri 2																					Total Extras	19
2 for	76 Cutri	Tatzidis 24																					Innings Total	99
3 for	76 Ferrugia	Tatzidis 24																					Wickets Lost	4
4 for	89 Cooper	Tatzidis 27																					Comp. Ret.	
5 for																							Time Lost (Minutes)	
6 for																								
7 for																								
8 for																								
9 for																								
10 for																								

Bowler	Bowling Details By Over																				Overs	Mdns	Wides	No Balls	Wkts	Runs
	1	2	3	4	5	6	7	8	9	10	11	12	13	14	15	16	17	18	19	20						
1. P. O' Kane	4	4	11	11	11																5	1	0	0	0	18
2. M. Walker	1	2	4	8	3																4	0	5	0	0	32
3. J. Thornycroft	0	0	2	3	5																4	0	3	2	3	14
4. M. Thomas																										
5. M. Esmore	5	12	16																		5	1	0	0	1	21
6. J. Clarke																										
7. S. O' Kane																										
8. S. Rayner	1	5																			2	0	0	0	0	5
Captains sign here agreeing to scores											Totals	20	2			4	89									

Batting Averages and Aggregates

Share:     Like

Season: Grade:

Grade Type: Match Format:

OPTIONS

All matches Non-finals only Finals only Include players from other participating organisations

	PLAYER	MAT	INN	NO	100S	50S	0S	4S	6S	MINS	HS	RUNS	AVE.	STR.
1	O'Kane, Sean	10	10	1	1	2	0				101*	318	35.33	
2	Esmore, Shane	11	11	0	0	0	1				26	145	13.18	
3	Esmore, Matthew	6	5	2	0	1	1				86*	140	46.67	
4	Thomas, Matthew	4	4	2	0	1	1				92*	103	51.50	
5	Rixon, Stuart	1	1	0	0	1	0	4	5		92	92	92.00	
6	Klomp, Michael	7	5	1	0	0	0				44	85	21.25	
7	Gauci, Mark K	1	1	0	0	1	0				76	76	76.00	
8	Cini, Mark	2	2	0	0	0	0				41	74	37.00	
9	Bannister, Paul	7	5	1	0	0	0				23	64	16.00	
10	O'Kane, Peter	3	3	0	0	0	0				49	59	19.67	
11	Ward, Stephen	2	2	0	0	0	0				46	47	23.50	
12	Walker, Murray	7	4	0	0	0	0				20	42	10.50	
13	Agius, William	3	3	0	0	0	0				20	31	10.33	
14	Cooney, Richard	10	10	2	0	0	3				11	29	3.63	
15	Gerardi, Tariq	3	3	0	0	0	1				19	29	9.67	
16	King, Phill	1	1	0	0	0	0				28	28	28.00	
17	Nankivell-Sandor, Jesse	4	4	1	0	0	1				18	26	8.67	
18	Thornton, Simon	2	2	2	0	0	0				14*	25	NA	
19	Fenaughty, Peter	7	5	0	0	0	1				15	25	5.00	

20	Millman, Nick	3	2	1	0	0	0	13	24	24.00
21	Tavate, Sainath	7	6	1	0	0	2	9	24	4.80
22	Legato, Peter	5	5	0	0	0	2	15	23	4.60
23	Gannon, Bede	3	2	0	0	0	0	18	23	11.50
24	Sapuppo, Dino	1	1	1	0	0	0	22*	22	NA
25	King, Tom H	1	1	0	0	0	0	22	22	22.00
26	King, Neil A	5	2	0	0	0	1	19	19	9.50
27	Carbone, Sam	1	1	0	0	0	0	13	13	13.00
28	Fairclough, Ryan	4	2	0	0	0	0	10	12	6.00
29	Amunugama, Shan	1	1	1	0	0	0	11*	11	NA
30	Cumbo, Michael	1	1	0	0	0	0	8	8	8.00
31	Rayment, Shaun	5	2	0	0	0	0	6	7	3.50
32	Ali, Saif	1	1	0	0	0	0	7	7	7.00
33	Taylor, Tom	1	1	0	0	0	0	6	6	6.00
34	Miller, Nathan	6	5	2	0	0	2	4	6	2.00
35	Newman, Jack	5	3	0	0	0	0	2	6	2.00
36	Clarke, James	1	1	0	0	0	0	5	5	5.00
37	Moloney, Joshua	1	1	0	0	0	0	4	4	4.00
38	Ansaldo, Joe J	12	3	0	0	0	2	2	2	0.67
39	Cumming, Doug	3	3	1	0	0	1	1*	2	1.00
40	Thorneycroft, James	3	2	0	0	0	1	2	2	1.00
41	Bishop, Sam	1	1	1	0	0	0	1*	1	NA
42	Golding, Peter	1	1	0	0	0	0	1	1	1.00
43	Webb-Johnson, Heath	1	1	0	0	0	0	1	1	1.00
44	Symes, Liam	1	1	0	0	0	1	0	0	0.00
45	Brooks, Xavier	1	1	0	0	0	1	0	0	0.00
46	Bhargava, Nipun	1	1	0	0	0	1	0	0	0.00
47	Webster, Nicholas	1	1	0	0	0	1	0	0	0.00
48	Comande, Daniel	1	1	0	0	0	1	0	0	0.00
49	Esmore, Stephen	2	1	0	0	0	1	0	0	0.00



Moonee Valley Cricket Club

[Club website >](#) [Change my default club >](#)

[ABOUT](#) [RESULTS](#) [FIXTURES](#) [LADDERS](#) [STATS](#)

Bowling Averages and Aggregates

Share: [Twitter](#) [Facebook](#) [Message](#)

Season: Grade:

Grade Type: Match Format:

OPTIONS

All matches Non-finals only Finals only Include players from other participating organisation:

	PLAYER	MAT	O	M	R	W	5WI	10WM	BBI	AVE.	STR.	ECN.
1	Ansaldo, Joe J	12	50.3	2	249	21	0	0	3/1	11.86	14.43	4.93
2	Walker, Murray	7	31	5	145	9	0	0	4/30	16.11	20.67	4.68
3	Nankivell-Sandor, Jesse	4	18	2	73	8	1	0	5/8	9.13	13.50	4.06
4	O'Kane, Sean	10	38	6	171	8	0	0	2/8	21.38	28.50	4.50
5	Thorneycroft, James	3	14	0	49	6	0	0	3/14	8.17	14.00	3.50
6	Bannister, Paul	7	20	1	121	6	0	0	4/21	20.17	20.00	6.05
7	Gannon, Bede	3	15	0	67	5	0	0	3/20	13.40	18.00	4.47
8	Thomas, Matthew	4	5.4	2	16	4	0	0	4/16	4.00	8.50	2.82
9	Klomp, Michael	7	9	0	50	4	0	0	3/23	12.50	13.50	5.56
10	Ward, Stephen	2	11	0	50	3	0	0	2/12	16.67	22.00	4.55
11	O'Kane, Peter	3	20	3	56	3	0	0	2/13	18.67	40.00	2.80
12	Tavate, Sainath	7	10	0	61	3	0	0	2/26	20.33	20.00	6.10
13	Esmore, Matthew	6	18.5	1	71	3	0	0	1/1	23.67	37.67	3.77

14	Gerardi, Tariq	3	6	1	30	2	0	0	2/30	15.00	18.00	5.00
15	Miller, Nathan	6	2.3	0	32	2	0	0	1/3	16.00	7.50	12.80
16	Millman, Nick	3	6	0	47	2	0	0	1/9	23.50	18.00	7.83
17	Newman, Jack	5	14	0	94	2	0	0	1/20	47.00	42.00	6.71
18	Rixon, Stuart	1	3	2	5	1	0	0	1/5	5.00	18.00	1.67
19	Comande, Daniel	1	6	3	8	1	0	0	1/8	8.00	36.00	1.33
20	Sapuppo, Dino	1	3	0	20	1	0	0	1/20	20.00	18.00	6.67
21	Thornton, Simon	2	11	1	24	1	0	0	1/6	24.00	66.00	2.18
22	King, Neil A	5	5	0	26	1	0	0	1/14	26.00	30.00	5.20
23	Ali, Saif	1	7	2	28	1	0	0	1/28	28.00	42.00	4.00
24	Sherer, Antony J	1	1	0	2	0	0	0	0/2	NA	NA	2.00
25	Webster, Nicholas	1	2	0	3	0	0	0	0/3	NA	NA	1.50
26	Walker 'Charlie', Graeme J	2	1	0	9	0	0	0	0/9	NA	NA	9.00
27	King, Tom H	1	4	0	11	0	0	0	0/11	NA	NA	2.75
28	Rayment, Shaun	5	3	0	12	0	0	0	0/5	NA	NA	4.00
29	Brooks, Xavier	1	2	0	14	0	0	0	0/14	NA	NA	7.00
30	Taylor, Tom	1	1	0	15	0	0	0	0/15	NA	NA	15.00
31	Walker, Nigel	1	5	1	17	0	0	0	0/17	NA	NA	3.40
32	Moloney, Joshua	1	5	0	25	0	0	0	0/25	NA	NA	5.00
33	Webb-Johnson, Heath	1	2	0	25	0	0	0	0/25	NA	NA	12.50
34	Carbone, Sam	1	7	2	27	0	0	0	0/27	NA	NA	3.86
35	Cumbo, Michael	1	3	0	30	0	0	0	0/30	NA	NA	10.00
36	Gauci, Mark K	1	6	0	40	0	0	0	0/40	NA	NA	6.67
37	Agius, William	3	5	0	52	0	0	0	0/9	NA	NA	10.40

[Click a row to view that player's statistics](#)

Fielding

Share:     Like 5

Season Grade

Grade Type Match Format

OPTIONS

All matches Non-finals only Finals only Include players from other participating organisations

	PLAYER	MAT	CATCHES NON WK	CATCHES WK	STUMPINGS	RUNOUTS ASSISTED	RUNOUTS UNASSISTED
1	O'Kane, Sean	10	6	0	0	1	0
2	Klomp, Michael	7	4	0	0	0	1
3	Bannister, Paul	7	3	0	0	0	0
4	Miller, Nathan	6	3	0	0	0	0
5	Nankivell-Sandor, Jesse	4	3	1	0	0	0
6	Tavate, Sainath	7	2	0	0	0	0
7	Ansaldo, Joe J	12	2	0	0	0	0
8	King, Neil A	5	2	0	0	0	0
9	Walker, Nigel	1	2	0	0	0	0
10	King, Tom H	1	1	0	0	0	0
11	Petropoulos, John	1	1	0	0	0	0
12	Cini, Mark	2	1	0	0	0	0
13	Newman, Jack	5	1	0	0	1	0
14	Esmore, Matthew	6	1	0	0	0	0
15	Rixon, Stuart	1	1	0	0	0	0
16	Gerardi, Tariq	3	1	0	0	0	0
17	Bishop, Sam	1	1	0	0	0	0
18	Legato, Peter	5	1	0	0	0	0

19	Moloney, Joshua	1	1	0	0	0	0
20	Gannon, Bede	3	1	0	0	1	0
21	Thornton, Simon	2	1	0	0	0	0
22	Ward, Stephen	2	0	0	0	0	0
23	Esmore, Shane	11	0	0	0	0	0
24	Sapuppo, Dino	1	0	0	0	0	0
25	King, Phill	1	0	1	0	0	0
26	Webb-Johnson, Heath	1	0	0	0	0	0
27	Agius, William	3	0	1	0	0	0
28	Ali, Saif	1	0	1	0	0	0
29	Thomas, Matthew	4	0	0	0	1	0
30	Taylor, Tom	1	0	0	0	0	0
31	Walker, Murray	7	0	0	0	0	0
32	Horne, Darcy	0	0	0	0	0	0
33	Rayment, Shaun	5	0	0	0	0	1
34	Symes, Liam	1	0	0	0	0	0
35	Brooks, Xavier	1	0	0	0	0	0
36	Gauci, Mark K	1	0	0	0	0	0
37	Sherer, Antony J	1	0	0	0	0	0
38	Golding, Peter	1	0	2	0	0	0
39	Cumbo, Michael	1	0	0	0	0	0
40	Webster, Nicholas	1	0	0	0	0	0
41	Fairclough, Ryan	4	0	0	0	0	0
42	Clarke, James	1	0	0	0	0	0
43	Fenaughty, Peter	7	0	2	0	0	0
44	Amunugama, Shan	1	0	1	0	0	0
45	Cumming, Doug	3	0	0	0	0	0
46	Bhargava, Nipun	1	0	0	0	0	0
47	Comande, Daniel	1	0	0	0	0	0
48	Thorneycroft, James	3	0	0	0	0	0
49	Esmore, Stephen	2	0	0	0	0	0
50	McDonald, Tanya	1	0	0	0	0	0



Moonee Valley Cricket Club



[Club website >](#) [Change my default club >](#)

[ABOUT](#) [RESULTS](#) [FIXTURES](#) [LADDERS](#) [STATISTICS](#)

Fielding

Share: Like 576K

Season: Grade:

Grade Type: Match Format:

OPTIONS

All matches Non-finals only Finals only Include players from other participating organisations

PLAYER	MAT	CATCHES NON WK	CATCHES WK	STUMPINGS	RUNOUTS ASSISTED	RUNOUTS UNASSISTED
51 Clarke, James	1	0	0	0	0	0
52 Fenaughty, Peter	7	0	2	0	0	0
53 Amunugama, Shan	1	0	1	0	0	0
54 Cumming, Doug	3	0	0	0	0	0
55 Bhargava, Nipun	1	0	0	0	0	0

Click a row to view that player's statistics.