


The Moonee Valley

Wisden



2018/19



2018/19 Edition Compiled & Edited by
Charlie Walker

2 Moonee Valley 2018/19 Wisden Team of the Year

Batting order

Mark Gauci (vc)
Dean Lawson
Sam Carbone
Jesse O'Grady
Jeremy Davey (wk)
Stephen Ward (capt)
Luca Nimorakiotakis
Daniel Comande
Jim Polonidis
Joshua Norsetter
Bede Gannon
Stephen Esmore (12th)

Mark Gauci

Gauch has a licence to attack from the first ball, and more often than not it pays off. Don't expect to see him still out there at the tea break, but expect his team to be in a strong position based on his platform. His 545 runs @ 34.06 demonstrates his strength, but he'll also get thrown the ball as his wily slow lobbs and darts are often too good for the opposing bats who don't show enough patience. Took 29 wickets @ 14.21.

Dean Lawson

Another aggressive opener who doesn't play for the drinks break. Opens well with Gauch – their 74 in the Seconds semi final set the platform, but we didn't go on with it. Scored 422 runs @ 30.14. This is Deano's seventh time in the Team of the Year in 12 years, a testament to his consistency and reliability at the top of the order. An insatiable run-scorer, Dean sits 16th on our all-time list with 4455.

Sam Carbone

Mr Reliable, who accumulates runs and builds a total before unleashing at the back end of the innings. Happy to play where he's needed across the grades, Sam hit 319 runs @ 45.57. He gives us a solid top order in this Team of the Year.

Jesse O'Grady

A former First Eleven player for Premier club Footscray, Jesse came to Moonee Valley to enjoy his cricket again, playing with mates. We enjoyed having him on board too – plundering 406 runs @ 81.2 in just seven games in the Fifts. Part of a middle order explosion in this Team of the Year.

Jeremy Davey

All the components of Jeremy's game came together this season, and he's a rightful keeper in this team for his slick work behind the stumps. If you get 284 runs from your keeper @ 47.33 you've got flexibility to the max. Three 50s for the season – and all the runs at a fast clip.

Stephen Ward

Wardy's made himself a bit of a floater in the batting and bowling orders in the Seconds but slots in here nicely at No. 6. Quick runs when you need them, and a bit of knuckling down when required. Hit 241 runs @ 24.36 and probably under-bowled himself for 13 wickets @ 16.

Our **Team of the Year** is selected from across all grades, in batting order. It's highly subjective as it's near-impossible to make a decision based on pure ability when assessing relative performances against the standard of the grade our players are in. So we've used the criteria of team balance, player performances and dominance relative to their grade, consistency and performance over the year and selected a team based on merit and 2018/19 results. We also considered stats from the 2018 Winter Comp and our January Barooga tournament, but did not give them the same weighting as our regular season. Many players were considered and can feel unlucky to miss out – but our team would give anyone a run for their money!

Luca Nimorakiotakis

Quietly developing his game in the juniors, Luca scored our first Under 16s century since 2011. Played 10 games in the Thirds and Fourth, feeling his way with the bat on turf, but was exceptional with the ball, winning the Fourth bowling with 16 wickets @ 7.8. At times unplayable with his swing at a pretty decent pace.

Daniel Comande

DC's batting was under-appreciated until he hit 97 in the Seventh in 17/18 opening the batting, and this season got a century in the Fifts when unavailable for a two-dayer. He's the key spinner in this Team of the Year. Did his best work in the Firsts. Season returns of 260 runs @ 28.89 and 21 wickets @ 19.23.

Jim Polonidis

Jim just keeps getting better. This is his fifth season in a row in our Team of the Year as a right-arm bowling all-rounder. The ultimate Moonee Valley clubman, Jim took 29 wickets @ 9.89. When you distil Jim's figures back to his favoured Seconds, it's 24 wickets @ 6.63. A still-handy batting average of 20.56.

Joshua Norsetter

Josh didn't turn 15 until after the season finished, but his bowling average ducks below his age. The young gun couldn't get enough cricket, doubling up where possible and taking 42 wickets @ 14.97 across 29 games. Opposition teams treated him as just a kid – at their peril! A regular matchwinner, even in this Team of the Year.

Bede Gannon

The wily swing bowler strikes again. His third selection in a Team of the Year. Playing mostly in the Seconds, Bede took 21 wickets @ 12.10. Could lay claims to all-rounder status this season with 213 runs @ 30.43, but we need to see a bit more of him with the bat before we elevate him in the order.

12th man: Stephen Esmore

Stevy was stiff to miss out on the 11. Took 30 wickets @ 13.43 and was reliably consistent across the grades. Bowled sixth-most overs for the season and didn't mind bending his back for extended spells. Showed responsibility when given leadership, scoring his maiden half-century when asked to captain a young group in the Fourth.

Daniel Comande

DC has developed his batting to add another bow to his skills as a leg spin bowler and one of the best fielders at the club – either on the boundary or in close. This season's returns were 260 runs @ 28.89 and 21 wickets @ 19.23. DC's probably our most relentless bowler when the batsmen go back into their shell, seemingly bowling hand grenades each ball. He slots anywhere into the batting order and is a great runner between wickets, always ready to put pressure on the field. Played in the Fifts for a game when unavailable for a two-dayer and hit his maiden century. Now has 111 senior games, 1549 runs and 132 wickets.


Bede Gannon

Has been swinging them both ways at fast-medium since he took two hatricks in our juniors, and has since added a senior hatrick, in the Fifts in 2011/12. This is his third selection in a Team of the Year. Playing mostly in the Seconds, Bede took 21 wickets @ 12.10. Could lay claims to all-rounder status this season with 213 runs @30.43, but we need to see a bit more of him with the bat before we elevate him in the order. Has 163 senior games for Moonee Valley to go with his 265 wickets – 14th of all time. And 1711 runs proves he's not a mug with the bat. Bede's part of the fabric of our club with his ever-cheerful attitude.



Mark Gauci

Full frontal attack is Gauch's philosophy as an opening bat, and while he's not often seen walking off with his bat when the sandwiches are served, his teammates have benefited from the good start. His 545 runs @ 34.06 demonstrates his strength – a good proportion of them in boundaries. The nagging accuracy of his medium/slow bowling also brings a steady flow of wickets – 29 this season @ 14.21. One of the true legends of our Club with 324 games and 7240 runs – both third-top of all time. Gauch is 11th in the wickets column with 294. Does just as much heavy lifting off the field – vice-president, past First Eleven premiership captain and one of the key reasons we have such a great club.



Luca Nimorakiotakis

Came quietly onto the senior scene out of our juniors, where he scored our first Under 16s century since 2011. Luca played 10 games in the Thirds and Fourths, feeling his way with the bat on turf, but still made an unbeaten 50 in the Fours. But on turf Luca was exceptional with the ball, winning the Fourths bowling with 16 wickets @ 7.8. At times unplayable with his swing at a pretty decent pace. Luca's part of a cohort of exciting players coming through our juniors, which should set us up for seasons to come. With his exceptional progress this season, don't be surprised at what Luca will do in 2020 – and we're tipping it's a lot.

Jim Polonidis

This is Jim's fifth season in a row in our Team of the Year as a right-arm bowling all-rounder, and his sixth selection as one of our Wisden Players of the Year. He's settled comfortably into the Seconds. The figures don't lie about his consistency – 29 wickets @ 9.89 this season, 22 wickets @ 11.45 the year before, 30 scalps at a phenomenal 7.5 in 2016/17 and 21 wickets @ 10.71 the year before that. Jim's a pinpoint-accurate bowler, and his fast, skiddy deliveries are extremely hard to face on turf. Jim is approaching 300 games and 400 wickets, and brought up his 4000th run during this season. He's the ultimate clubman.

Past Wisden Players of the Year

1991-92	<i>Sandro Capocchi</i>	<i>Gary Irons</i>	<i>Jude Perera</i>	<i>Robert Lamberti</i>	<i>Shane Williams</i>
1992-93	<i>Sandro Capocchi</i>	<i>Ian Denny</i>	<i>Michael Harvey</i>	<i>Robert Lamberti</i>	<i>Jim McKenzie</i>
1993-94	<i>Danny Fitzpatrick</i>	<i>Ray Storey</i>	<i>Michael Harvey</i>	<i>Darren Nagle</i>	<i>Darryl Elliott</i>
1994-95	<i>Danny Fitzpatrick</i>	<i>Bill Loughron</i>	<i>Michael Harvey</i>	<i>Darren Nagle</i>	<i>Doug McLaggan</i>
1995-96	<i>Greg Peters</i>	<i>Ian Denny</i>	<i>Greg Meyers</i>	<i>Stewart Storey</i>	<i>Mark Wakeling</i>
1996-97	<i>Danny Fitzpatrick</i>	<i>Ian Denny</i>	<i>Greg Meyers</i>	<i>Mario Tenace</i>	<i>Warwick Nolan</i>
1997-98	<i>Greg Peters</i>	<i>Ian Denny</i>	<i>Michael Harvey</i>	<i>Darren Nagle</i>	<i>Jim Polonidis</i>
1998-99	<i>Danny Fitzpatrick</i>	<i>Ian Denny</i>	<i>Allan Bourke</i>	<i>Shane Phillips</i>	<i>Bob Sciacchitano</i>
1999-00	<i>Steve Allan</i>	<i>Ian Denny</i>	<i>Glen Courts</i>	<i>Mark Gauci</i>	<i>Mark Cini</i>
2000-01	<i>David Jolley</i>	<i>Ian Denny</i>	<i>Michael Harvey</i>	<i>Daniel Phillips</i>	<i>Glen Courts</i>
2001-02	<i>David Jolley</i>	<i>Ian Denny</i>	<i>Damien Bilsborow</i>	<i>Shane Golds</i>	<i>Mick Elliott</i>
2002-03	<i>Steve Allan</i>	<i>Rex Bennett</i>	<i>Michael Harvey</i>	<i>Mark Gauci</i>	<i>Geoff McKeown</i>
2003-04	<i>Sandro Capocchi</i>	<i>Ian Denny</i>	<i>Peter Smith</i>	<i>Darren Nagle</i>	<i>Tom King</i>
2004-05	<i>Steven Ball</i>	<i>Jesse Felle</i>	<i>Geoff Smith</i>	<i>Mark Schuliga</i>	<i>Jim Polonidis</i>
2005-06	<i>Steven Ball</i>	<i>Ben Thomas</i>	<i>Nick Kritharidis</i>	<i>Mark Gauci</i>	<i>Dean Jukic</i>
2006-07	<i>Rajan Aiyappan</i>	<i>Jesse Felle</i>	<i>Iraklis Kolokithas</i>	<i>Darren Nagle</i>	<i>Joshua Maginness</i>
2007-08	<i>Steven Ball</i>	<i>Ian Denny</i>	<i>Sam O'Brien</i>	<i>Sean O'Kane</i>	<i>Arosha Perera</i>
2008-09	<i>Rajan Aiyappan</i>	<i>Kane Harding</i>	<i>John O'Brien</i>	<i>Sean O'Kane</i>	<i>Arosha Perera</i>
2009-10	<i>Rajan Aiyappan</i>	<i>Evan Blythe</i>	<i>Channa DeSilva</i>	<i>Lou Raffaele</i>	<i>Arosha Perera</i>
2010-11	<i>Amit Chaudhary</i>	<i>Luke Marinelli</i>	<i>Channa DeSilva</i>	<i>Dean Lawson</i>	<i>Dean Jukic</i>
2011-12	<i>Amit Chaudhary</i>	<i>Ian Denny</i>	<i>Trent Milne</i>	<i>Darren Nagle</i>	<i>Pat Taylor</i>
2012-13	<i>Danny Terzini</i>	<i>Jesse Felle</i>	<i>Matt Esmore</i>	<i>Ihtisham Uddin</i>	<i>Dean Jukic</i>
2013-14	<i>Danny Terzini</i>	<i>Jesse Felle</i>	<i>Daniel Comande</i>	<i>Kristian Garland</i>	<i>Mark Cini</i>
2014-15	<i>Jack Newman</i>	<i>Matt Thomas</i>	<i>Channa DeSilva</i>	<i>Sean O'Kane</i>	<i>Adam Patchell</i>
2015-16	<i>Nadeera Thuppahi</i>	<i>Ben Thomas</i>	<i>Daniel Comande</i>	<i>Mark Gauci</i>	<i>Jim Polonidis</i>
2016-17	<i>Chris Pollock</i>	<i>Jesse Felle</i>	<i>Anthony Cafari</i>	<i>Liam Shaw</i>	<i>Jim Polonidis</i>
2017-18	<i>Jack Newman</i>	<i>Joshua Norsetter</i>	<i>Channa DeSilva</i>	<i>Chanaka Silva</i>	<i>Jim Polonidis</i>



President Charlie Walker holds the Lindsay Jones Best Clubman award perpetual shield, as 2018/19 recipient Mark Gauci makes his acceptance speech.

Our Valley Player Statistics for 2018/19

Player	Ga- mes	Runs	Inn- ings	Compl. inngs	Bat Ave	100s	High score	Cat- ches	Wick ct/st	Duc- ks	Ov- ers	Mai- dens	Wkts	Runs agst	Bowl Ave	Best
Akhurst, Jamie	1	-	-	-	-	-	-	0	0	0	4.0	0	0	15		0/15
Badurdeen, Shiraz	7	52	8	8	6.50	0	24	2	0	3	1.0	0	2	7	3.50	2/7
Bannister, Mick	5	63	6	6	10.50	0	23	1	0	1	1.0	0	0	8		0/8
Bannister, Paul	6	69	7	5	13.80	0	35no	3	0	1	69.0	16	7	191	27.29	3/48
Bell, Nick	1	2	1	1	2.00	0	2	0	0	0	-	-	-	-	-	-
Bhatia, Sagar	4	59	5	4	14.75	0	16no	0	0	0	10.5	0	2	99	49.50	1/12
Bibby, Charles	8	164	9	9	18.22	0	54	1	0	1	-	-	-	-	-	-
Bloom, Graeme	16	83	11	5	16.60	0	24no	1	0	1	36.0	1	5	224	44.80	2/34
Box, Cassidy	14	122	6	4	30.50	0	72no	0	0	2	83.4	5	24	519	21.63	4/38
Brelis, Nicholas	8	58	6	5	11.60	0	26no	2	0	0	35.2	3	8	178	22.25	2/11
Brock, Luke	5	36	5	3	12.00	0	23	0	0	1	28.5	1	7	125	17.86	3/20
Carbone, Sam	9	319	10	7	45.57	0	72	5	0	1	21.3	1	5	74	14.80	2/16
Carmine, Philip	1	-	-	-	-	-	-	0	0	0	-	-	-	-	-	-
Chalmers, Shane	7	51	5	3	17.00	0	20no	0	0	0	37.0	1	4	209	52.25	3/28
Clarke, Damien	14	269	13	10	26.90	0	65no	9	3	2	6.0	0	0	38		0/14
Comande, Daniel	12	260	10	9	28.89	1	104no	3	0	1	83.0	7	21	404	19.23	4/14
Coombe, Ethan	2	0	2	2	0.00	0	0	0	0	2	3.0	0	0	21		0/21
Cooney, Richard	3	0	1	1	0.00	0	0	0	0	1	-	-	-	-	-	-
Corcoran, Caoimhin	2	-	-	-	-	-	-	0	0	0	-	-	-	-	-	-
Coventry-Poole, Sam	7	92	6	4	23.00	0	37no	1	0	1	24.1	2	8	66	8.25	2/2
Cowan, Nigel	6	29	4	2	14.50	0	17no	2	0	1	29.0	5	4	147	36.75	3/21
Crowe, Leigh	1	1	1	1	1.00	0	1	0	0	0	-	-	-	-	-	-
Cumbo, Michael	22	167	22	21	7.95	0	33	1	0	4	29.0	2	7	124	17.71	2/23
Cumming, Allan	9	45	9	8	5.63	0	23	1	1	2	5.0	0	0	48		0/24
Cumming, Doug	5	6	3	1	6.00	0	6no	0	0	1	2.0	0	1	11	11.00	1/11
Cumming, Jack	1	-	-	-	-	-	-	0	0	0	4.0	0	0	27		0/27
Davey, Jeremy	10	284	10	6	47.33	0	77no	1	10	2	-	-	-	-	-	-
De Niese, Jacob	3	33	5	5	6.60	0	17	1	0	2	3.0	0	0	16		0/1
Deery, Nathan	10	172	10	8	21.50	0	63no	2	0	2	-	-	-	-	-	-
Denny, Ian	2	28	2	2	14.00	0	17	2	0	0	13.4	3	6	26	4.33	5/19
DeSilva, Channa	12	179	11	11	16.27	0	61	2	9	2	-	-	-	-	-	-
Edwards, James	1	1	1	0	-	0	1no	0	0	0	7.0	0	0	34		0/34
Esmore, Matthew	12	115	13	13	8.85	0	42	3	0	3	30.0	3	3	158	52.67	2/17
Esmore, Stephen	17	139	14	13	10.69	0	53	5	1	4	113.3	15	30	403	13.43	5/24
Farrell, Liam	12	253	12	12	21.08	0	61	4	0	2	31.0	1	7	192	27.43	2/30
Felle, Jesse	12	226	15	15	15.07	0	61	2	0	2	67.0	38	14	202	14.43	3/28
Fischer, Felix	10	20	6	4	5.00	0	9	2	0	1	50.5	5	12	199	16.58	3/2
Fontana, Samuel	6	174	6	3	58.00	0	75no	4	0	0	39.0	1	9	233	25.89	2/21
Gannon, Bede	12	213	10	7	30.43	0	65	1	0	0	78.4	19	21	254	12.10	3/1
Gauci, Mark	18	545	18	16	34.06	1	102no	10	0	1	144.0	26	29	412	14.21	5/16
Gentilin, Steven	1	7	1	1	7.00	0	7	1	0	0	-	-	-	-	-	-
Gilevski, Dejan	2	-	-	-	-	-	-	1	0	0	8.0	1	0	18		0/8
Gogia, Piyush	3	14	2	2	7.00	0	14	0	0	1	3.0	0	0	41		0/10
Golding, Peter	14	176	10	6	29.33	0	58	0	15	2	-	-	-	-	-	-
Gorry, Jake	1	1	1	1	1.00	0	1	0	0	0	1.0	0	0	13		0/13
Gorry, Joshua	9	235	9	6	39.16	1	105no	3	0	0	53.0	7	7	192	27.42	3/31
Grenville, Mark	10	184	9	8	23.00	1	102no	1	0	1	27.0	5	4	85	21.25	3/5
Gunther, Samuel	11	170	10	9	18.89	0	36	5	0	0	9.0	0	3	41	13.67	2/10
Harrison, James	14	229	12	11	20.81	0	55	1	0	1	64.5	7	10	284	28.40	3/28
Haskell, Jakob	2	34	1	1	34.00	0	34	0	0	0	3.0	0	1	26	26.00	1/26
Hays, Adrian	10	35	6	4	8.75	0	15no	4	0	2	58.0	5	2	235	117.50	1/21
Holder, Bevan	5	71	5	5	14.20	0	26	1	0	0	3.0	0	0	26		0/12
Hughes, Elliott	10	263	10	10	26.30	0	69	0	8	0	-	-	-	-	-	-
Jackson, Charlie	9	70	6	3	23.33	0	25	2	0	0	55.0	4	16	276	17.25	5/38
James, Matthew	1	12	1	1	12.00	0	12	0	0	0	-	-	-	-	-	-
Johnston, Nathan	14	7	5	4	1.75	0	6no	4	0	3	33.0	3	5	156	31.20	2/25
Jukic, Dean	17	155	16	13	11.92	0	33	3	0	2	107.0	16	18	377	20.94	2/15

Our Valley Player Statistics for 2018/19

Player	Ga- mes	Runs	Inn- ings	Compl. inngs	Bat Ave	100s	High score	Cat- ches	Wick ct/st	Duc- ks	Ov- ers	Mai- dens	Wkts	Runs agst	Bowl Ave	Best
Kanchan, Krish	16	168	16	11	15.27	0	37no	4	0	2	92.5	6	19	432	22.73	3/18
Kandel, Raju	2	6	2	1	6.00	0	6	0	0	0	-	-	-	-	-	-
Kapadia, Akshay	16	43	12	7	6.14	0	24	3	1	3	17.2	1	7	93	13.29	3/16
King, Tom	1	1	1	1	1.00	0	1	0	0	0	0.0	0	0	10	-	0/10
Kinger, Vishal	2	16	2	2	8.00	0	11	0	0	0	1.0	0	0	11	-	0/11
Klitzing, Michael	1	31	1	0	-	0	31no	0	0	0	-	-	-	-	-	-
Kumara, Shivantha	12	205	12	8	25.63	1	101no	3	0	2	119.4	29	15	336	22.40	3/41
Larkins, Paul	1	-	-	-	-	-	-	0	0	0	-	-	-	-	-	-
Lawson, Dean	15	422	15	14	30.14	0	79no	1	0	1	7.0	0	1	60	60.00	1/16
Leonardo, Anthony	11	137	10	7	19.57	0	49	4	1	1	49.5	11	12	189	15.75	5/17
Lewis, Mark	1	1	1	0	-	0	1no	0	0	0	-	-	-	-	-	-
Maaraoui, John	2	0	1	0	-	0	0no	0	0	0	2.0	0	1	14	14.00	1/14
Manoj, Dishnaka	14	45	11	7	6.43	0	17	4	0	1	133.2	19	18	583	32.38	4/62
McArthur, James	1	-	-	-	-	-	-	0	0	0	-	-	-	-	-	-
McDonald, Jordon	1	19	1	1	19.00	0	19	0	0	0	8.4	1	2	44	22.00	2/44
McDonald, Shane	1	1	1	1	1.00	0	1	0	0	0	-	-	-	-	-	-
McKeown, Geoff	7	186	7	6	31.00	0	85	1	12	1	-	-	-	-	-	-
Morrissy, Tomas	10	76	10	8	9.50	0	28	5	0	3	27.4	3	5	130	26.00	3/16
Nankivell-Sandor, Jesse	10	181	10	7	25.86	0	56no	3	0	0	0.2	0	1	4	4.00	1/4
Neeson, Tom	2	-	-	-	-	-	-	1	0	0	2.0	0	1	29	29.00	1/7
Newman, Jack	13	225	13	12	18.75	0	51	0	0	2	98.2	15	11	377	34.27	4/40
Newton, Taylor	1	16	1	1	16.00	0	16	0	0	0	3.4	0	2	24	12.00	2/24
Nimorakiotakis, Luca	11	142	10	9	15.78	0	51no	4	0	1	49.5	6	17	211	12.41	4/14
Norsetter, Joshua	29	131	24	19	6.89	0	32no	6	0	6	163.1	25	42	629	14.97	4/11
Nuthalapati, Amoolya	1	-	-	-	-	-	-	0	0	0	5.0	1	1	18	18.00	1/18
O'Grady, Jesse	7	406	7	5	81.20	2	103no	7	0	0	45.3	7	12	160	13.33	3/20
Ozbun, Michael	13	170	13	12	14.17	0	44	5	0	1	-	-	-	-	-	-
Patel, Sahil A	1	18	2	1	18.00	0	15no	0	0	0	4.0	1	1	5	5.00	1/1
Petropoulos, John	16	86	15	15	5.73	0	26	4	0	5	10.2	0	2	104	52.00	1/21
Phillips, Daniel	9	64	6	5	12.80	0	41	0	0	2	42.0	14	10	98	9.80	4/10
Pickering, Harry	2	0	1	1	0.00	0	0	3	0	1	10.0	1	1	36	36.00	1/14
Pleban, Dylan	1	-	-	-	-	-	-	2	0	0	5.0	0	2	23	11.50	2/23
Polonidis, Jim	12	185	10	9	20.56	0	52no	5	0	2	93.3	18	29	287	9.89	6/24
Potts, Mitchell	1	3	1	1	3.00	0	3	1	0	0	-	-	-	-	-	-
Poudel, Sagar	3	40	3	2	20.00	0	21	1	0	0	23.0	6	1	58	58.00	0/14
Poulose, Manu	17	188	15	15	12.53	0	34	2	0	3	36.1	2	11	205	18.64	3/9
Rayment, Shaun	19	49	13	11	4.45	0	20no	3	6	5	4.2	0	1	34	34.00	1/29
Rayner, Ed	7	84	7	7	12.00	0	35	4	0	0	2.0	0	0	6	-	0/6
Rettino, Dominic	17	362	16	14	25.86	0	80	3	3	2	25.0	4	5	107	21.40	2/19
Rhodes, Brendan	19	341	15	12	28.41	1	100no	1	11	0	-	-	-	-	-	-
Sapkota, Deepak	2	35	2	1	35.00	0	34no	0	0	0	-	-	-	-	-	-
Sapkota, Kamal	7	8	6	6	1.33	0	7	1	0	4	56.0	18	10	148	14.80	3/7
Seychell, Robert	1	9	1	1	9.00	0	9	0	0	0	3.0	0	0	27	-	0/27
Shah, Jeet	7	12	5	4	3.00	0	5	1	0	2	34.0	2	5	169	33.80	3/21
Sharma, Sunny	3	98	4	4	24.50	0	55	0	1	0	6.0	1	0	42	-	0/20
Shaw, Liam	5	104	3	3	34.67	0	54	2	0	0	-	-	-	-	-	-
Shelton, Padrick	10	95	8	7	13.57	0	35	4	0	1	-	-	-	-	-	-
Shiell, Geoff	4	9	3	3	3.00	0	6	1	0	0	27.0	5	3	86	28.67	2/28
Singh, Jatinder	13	171	12	12	14.25	0	53	1	0	1	18.0	1	3	88	29.33	1/17
Singh, Manu	21	232	17	16	14.50	0	40	1	0	2	14.4	0	2	82	41.00	2/10
Singh, Sukhdeep	1	-	-	-	-	-	-	0	0	0	-	-	-	-	-	-
Skotis, Andreas	18	19	12	9	2.11	0	4no	1	0	4	9.0	0	3	64	21.33	2/24
Skok, Ben	14	116	12	11	10.55	0	37	3	0	4	11.0	0	0	104	-	0/14
Smith, Geoff	3	55	3	3	18.33	0	54	2	0	1	14.0	1	4	66	16.50	3/45
Smith, Lachlan	2	0	1	0	-	0	0no	0	0	0	1.0	0	0	22	-	0/22
Smith, Peter	17	29	6	6	4.83	0	15	1	1	0	74.0	7	10	414	41.40	3/36
Taylor, Jessica	4	1	3	2	0.50	0	1no	0	0	2	-	-	-	-	-	-

Our Valley Player Statistics for 2018/19

Player	Ga- mes	Runs	Inn- ings	Compl. innings	Bat Ave	100s	High score	Cat- ches	Wick ct/st	Duc- ks	Ov- ers	Mai- dens	Wkts	Runs agst	Bowl Ave	Best
Taylor, Nicholas	14	10	7	6	1.67	0	5no	2	0	3	16.0	0	4	111	27.75	2/25
Taylor, Patrick	20	86	15	11	7.82	0	29	3	0	2	139.0	11	26	549	21.11	4/35
Terzini, Danny	14	216	13	13	16.62	0	55	3	3	1	26.0	0	3	195	65.00	2/46
Thomas, Ben	14	189	13	12	15.75	0	46	0	0	0	7.0	0	1	39	39.00	1/39
Thomas, Matthew	12	283	11	11	25.72	0	76	5	0	0	34.4	7	6	110	18.33	2/10
Trowell, Justin	13	110	7	5	22.00	0	84no	5	0	2	46.0	0	11	348	31.64	3/32
Van Gelderen, Matthew	1	13	1	1	13.00	0	13	3	0	0	6.0	1	0	29		0/29
Walker, Graeme	2	0	1	0	-	0	0no	0	0	0	-	-	-	-	-	-
Wallwork, Noah	1	0	1	1	0.00	0	0	0	0	1	-	-	-	-	-	-
Walter, John	2	136	2	1	136.00	1	102no	0	0	0	16.0	1	3	61	20.33	2/20
Ward, Stephen	14	341	16	14	24.36	0	73	2	1	3	60.2	14	13	208	16.00	3/7
Webb-Johnson, Heath	4	73	4	4	18.25	0	48	2	0	1	16.0	2	5	62	12.40	4/25
White, Abraham	1	-	-	-	-	-	-	0	0	0	2.3	0	2	24	12.00	2/24
Wolland, Nathaniel	9	211	9	7	30.14	0	72no	9	0	0	73.0	12	8	234	29.25	2/11
Wright, Norm	1	-	-	-	-	-	-	0	0	0	-	-	-	-	-	-
Zaccari, Dario	2	21	3	3	7.00	0	16	0	0	1	1.0	0	0	6		0/6



The team which helped Danny Terzini acknowledge his 300th game for Moonee Valley.
 L-R: Back - Nick Taylor, Graeme Bloom, Shaun Rayment, Brendan Rhodes, Krish Kanchan, Michael Cumbo, Anthony Leonardo, Geoff Smith.
 Front - John Petropoulos, Danny Terzini, Pat Taylor and Peter Smith.

8 The First Season

The First Game	vs East Keilor	October 2nd, 1971
R. Storey		
N. Henderson		
R. McLeod	East Keilor	Moonee Valley
K. McLeod	93	3 for 179
C. Netherclift		
G. Cornwill	C. Netherclift 5 / 38	N. Henderson 77
D. Storey	G. Cornwill 5 / 46	R. McLeod 67
R. Cornwill		
J. Tormey		
D. Reddish		
P. Dawkins		

First Year Highlights

Neil Henderson	806 runs
Neil Henderson	49 wickets
Colin Netherclift	48 wickets

First Duck for the Club

Graeme Cornwill

Front cover: *Two decades in the making: Our new Ormond Park pavilion completed just after our season.*

SEASON REVIEW 2018/19

It's been two decades in the making, but the Moonee Valley Cricket Club finally has a purpose-built home we can all be proud of.

Our old Ormond Park pavilion was meant to give our club a modern face after being well served by the brick fortress known as "the Dungeon" in the latter part of last century. The replacement may have won an architectural award but it certainly didn't win a practicality award, and virtually from the time it was opened in the late 1990s we realised it was not fit for purpose.

This time we were determined to get it right, and the cricket/football sub-committee charged with piloting it through – Charlie Walker and Brett Curran – had significant input. The fact that football rep Brett also captained and played 113 games with us also helped ensure a cricket perspective on the project.

While we knew 20 years ago of the shortcomings, it took more than a decade of plans, anticipation, false hopes and frustrations before our new \$2.5 million pavilion was officially opened on May 3.

Continued, Page 18

Special thanks to the following people for their work on earlier seasons' editions of Wisden:

Peter Golding
Phill King
Jim Polonidis
Rod McLeod
Peter Gardiner
Jacqui & Steve Marshall
Mark Schuliga
Warwick Nolan

For their work on the thankless task of reviewing statistics and performances, analysing, debating and arguing the point before coming up with the highly-subjective Wisden Cricketers of the Year and the Wisden Team of the Year, thanks to Darren Nagle and Charlie Walker.

Club Champion (1sts)

1st	435	Jack Newman
	346	Daniel Comande
	329	Shiwantha Kumara
	284	Dishnaka Manoj
	169	Charles Bibby
	151	Ben Thomas
	151	Matthew Thomas
	151	Channa DeSilva
	118	Matt Esmore
	116	Krish Kanchan
	93	Peter Golding
	80	Joshua Gorry
	72	Nate Wolland
	70	Mark Grenville
	55	Mark Gauci
	49	Dean Jukic
	47	Shiraz Badurdeen
	37	Bede Gannon

How points are awarded

- 1pt per Run
- 5pts per Catch / Stumping
- 10pts Assisted Wickets
- 15pts Unassisted Wickets
- 15pts Run-Out
- 50pts 3 Catches (Innings)
- 50pts Century
- 50pts 5 wickets (Innings)

Note: Competition rules which allow players to "double up" in the Mercantile games this season have been taken into account. Where a player had two games on the same weekend or same round, only the points from their best performance have been counted towards the **Moonee Valley Award**.

Sean O'Kane Award

Previously Moonee Valley Award (2nds-7ths)

1st	934	Mark Gauci	
2nd	696	Joshua Norsetter	211 Samuel Gunther
3rd	675	Jim Polonidis	209 Mark Grenville
	594	Stephen Esmore	207 Jatinder Singh
	483	Stephen Ward	181 Jesse Nankivell-Sandor
	425	Brendan Rhodes	181 Michael Ozbun
	415	Dean Lawson	168 Ian Denny
	408	Jesse O'Grady	168 Akshay Kapadia
	404	Jesse Felle	163 Kamal Sapkota
	400	Bede Gannon	161 Shiwantha Kumara
	392	Luca Nimorakiotakis	160 Felix Fischer
	372	Sam Carbone	159 Daniel Phillips
	366	Jeremy Davey	153 Nick Brelis
	362	Pat Taylor	150 Nathan Deery
	357	Anthony Leonardo	138 Graeme Bloom
	349	James Harrison	138 Heath Webb-Johnson
	345	Damien Clarke	133 Peter Smith
	339	Elliott Hughes	131 Ben Skok
	312	Cassidy Box	130 Adrian Hays
	312	Krish Kanchan	124 Tomas Morrissy
	308	Nate Wolland	119 Ed Rayner
	304	Samuel Fontana	118 Paul Bannister
	293	Dean Jukic	114 John Petropoulos
	286	Joshua Gorry	114 Liam Shaw
	286	Manu Poullose	110 Geoff Smith
	281	Liam Farrell	104 Shaun Rayment
	280	Charlie Jackson	103 Sunny Sharma
	272	Matthew Thomas	99 Luke Brock
	266	Geoff McKeown	91 Bevan Holder
	262	Manu Singh	85 Paddy Shelton
	261	Danny Terzini	84 Sagar Bhatia
	257	Peter Golding	83 Nigel Cowan
	252	Michael Cumbo	83 Channa DeSilva
	243	Dominic Rettino	79 Shane Chalmers
	230	Justin Trowell	78 Matt Van Gelderen
	224	Daniel Comande	77 Nathan Johnston
	216	John Walter	68 Mick Bannister
	212	Sam Coventry-Poole	65 Nick Taylor

***The Moonee Valley Award was renamed the Sean O'Kane Award in 2018/19

2018/19 Club Champion Jack Newman (left) receives his award from two-time winner Matt Thomas.



10 **Moonee Valley Legends**

Club Champion Award (1sts)

1985-86	Ian Denny
1986-87	Ian Denny
1987-88	Ian Denny
1988-89	Ian Denny
1989-90	Ian Denny
1990-91	Ian Denny
1991-92	Gary Irons
1992-93	Ian Denny
1993-94	Daryl Elliott
1994-95	Michael Harvey
1995-96	Ian Denny
1996-97	Ian Denny
1997-98	Michael Harvey
1998-99	Ian Denny
1999-00	Glen Courts
2000-01	Ian Denny
2001-02	Ian Denny
2002-03	Michael Harvey
2003-04	Ian Denny
2004-05	Geoff Smith
2005-06	Mark Gauci
2006-07	Rajan Aiyappan
2007-08	Aroscha Perera
2008-09	Rajan Aiyappan
2009-10	Rajan Aiyappan
2010-11	Amit Chaudhary
2011-12	Amit Chaudhary
2012-13	Ihtisham Uddin
2013-14	Matt Thomas
2014-15	Matt Thomas
2015-16	Nadeera Thuppahi
2016-17	Chanaka Silva
2017-18	Chanaka Silva
2018-19	Jack Newman

Sean O'Kane Award (All Other Grades)

1995-96	Stewart Storey
1996-97	Danny Fitzpatrick
1997-98	Mario Tenace
1998-99	Allan Bourke
1999-00	Mark Gauci
2000-01	Daniel Phillips
2001-02	Shane Golds
2002-03	Mark Schuliga
2003-04	Heath Jones
2004-05	Mark Schuliga
2005-06	Ben Thomas
2006-07	Jesse Felle
2007-08	Sean O'Kane
2008-09	Pat Felmingham
2009-10	Lou Raffaele
2010-11	Amit Chaudhary
2011-12	Ian Denny
2012-13	Jesse Felle
2013-14	Mark Gauci
2014-15	Sean O'Kane
2015-16	Mark Gauci
2016-17	Liam Shaw
2017-18	Jesse Felle
2018-19	Mark Gauci*

**Inaugural winner of the Sean O'Kane Award*

The Moonee Valley Award was renamed the Sean O'Kane Award in 2018/19

**Under article 18 of our bylaws these awards are determined by the points tally pre-finals.*

Coach's Award - Most Improved

2008-09	Chris Micallef
2009-10	James Thorneycroft
2010-11	Pat Taylor
2011-12	Jim Polonidis
2012-13	Craig Pridham
2013-14	Michael Ozbun
2014-15	Jack Newman
2015-16	Daniel Comande
2016-17	Jesse Felle
2017-18	Nigel Cowan
2018-19	Krish Kanchan

Wicketkeeper of the Year Award

2011-12	Paul Hobbs
2012-13	Peter Golding
2013-14	Peter Golding
2014-15	Peter Golding
2015-16	Channa DeSilva
2016-17	Peter Golding
2017-18	Channa DeSilva
2018-19	Geoff McKeown

Scores & Match Highlights 2018/19 Season

FIRST ELEVEN:

VTCA Charles Clark Shield Division 4

Round 1. October 6. Away. Moonee Valley v Grand United abandoned – whole VTCA round called off and rescheduled to December 2.

Round 1 replay. December 2. Away. Grand United 125 (J. Newman 2/12, D. Comande 2/16, M. Esmore 2/17, N. Wolland 2/49) def Moonee Valley 55.

Round 2. October 13. Home. St Andrews Footscray 124 (M. Grenville 3/5, D. Manoj 2/18, Dan Comande 2/29) lost to Moonee Valley 7/126 (M. Esmore 42, C. Bibby 35).

Round 3. October 20 & 27. Away. Day 1 washed out. Moonee Valley 7/172cc (C. DeSilva 40, J. Newman 25, M. Thomas 23, C. Bibby 20) lost to Sunshine YCW 8/173 (D. Comande 4/28, S. Kumara 2/30).

Round 4. November 3 & 10. Home. Moonee Valley 193 (C. Bibby 54, J. Newman 51, M. Thomas 32, B. Thomas 22) lost to East Coburg 6/195 (D. Manoj 4/62, S. Kumara 2/36).

Round 5. November 17 & 24. Away. Wyndhamvale 5/282cc (S. Kumara 2/42) drew with Moonee Valley – Day 2 washed out.

Round 6. December 1 & 8. Home. Maribyrnong Park St Marys 9/413cc (J. Gorry 3/31, J. Newman 2/64, Mark Gauci 2/70, D. Manoj 2/100) def Moonee Valley 205 (D. Comande 72, C. DeSilva 28, J. Gorry 27).

Round 7. December 15. Away. Moonee Valley drew with East Coburg – washout.

Round 7 replay. February 10. Away. East Coburg 129 (B. Gannon 2/12, S. Kumara 2/20, K. Kanchan 2/26) def Moonee Valley 92 (Mark Gauci 20, M. Thomas 20).

Round 8. December 22. Away. Caroline Springs 4/174cc def Moonee Valley 72 (B. Thomas 22no).

Round 9. January 12 & 19. Away. Moonee Valley 92 (J. Newman 32) & 57 (N. Wolland 26no) lost outright to Williamstown Congs 3/230dec (D. Jukic 2/30).

Round 10. January 26. Home. Grand United 9/204cc (P. Bannister 2/24, D. Comande 2/59, C. DeSilva 2ct, 2st) def Moonee Valley 102 (S. Badurdeen 24, J. Newman 20).

Round 11. February 2. Away. St Andrews Footscray 84 (D. Comande 4/14, K. Kanchan 2/10, D. Manoj 2/19) lost to Moonee Valley 7/89 (J. Newman 42no).

Round 12. February 9 & 16. Home. Caroline Springs 181 (J. Newman 4/40, M. Thomas 2/10, K. Kanchan 2/17, P. Golding 3ct, J. Newman 3ct) lost to Moonee Valley 8/185 (B. Thomas 46, M. Thomas 34, D. Comande 26, S. Kumara 21no, C. Bibby 21).

Round 13. February 23 & March 2. Home. Moonee Valley 120 (S. Kumara 28, P. Golding 23, C. Bibby 23) lost to Sydenham Hillside 6/224 (S. Kumara 3/41, D. Manoj 3/47).

Finished: Ninth. 3 wins, 9 losses, 1 draw.

SECOND ELEVEN

VTCA Sport King Division 4 Seconds

Round 1. October 6. Home. Moonee Valley drew Grand United – whole VTCA round called off due to wickets.

Round 2. October 13. Home. Moonee Valley 176 (N. Wolland 72no, M. Ozbun 25) def St Andrews Footscray 76 (J. Polonidis 5/4, B. Gannon 3/1).

Round 3. October 20 & 27. Home. Day 1 washed out. Moonee Valley 8/177cc (S. Ward 50, J. Felle 28, M. Ozbun 25, J. Davey 23no) def Sunshine YCW 116 (J. Polonidis 4/23, N. Cowan 3/21, J. Felle 2/7).

Round 4. November 3 & 10. Away. Moonee Valley 149 (J. Felle 61, S. Ward 26) def East Coburg 146 (J. Polonidis 6/24, P. Bannister 2/53, P. Golding 2ct, 1ro).

Round 5. November 17 & 24. Home. Day 2 washed out. Moonee Valley 146 (D. Clarke 36, S. Sharma 31, P. Golding 31no) drew with Wyndhamvale 1/37.

Round 6. December 1 & 8. Away. Moonee Valley 105 (K. Kanchan 37no) & 4/138 (S. Ward 73, K. Kanchan 21) lost to Maribyrnong Park St Marys 8/258dec (P. Smith 3/36, K. Kanchan 2/25, J. Norsetter 2/26).

Round 7. December 15. Home. Moonee Valley drew with East Coburg – washout.

Round 8. December 22. Home. Moonee Valley 137 (D. Clarke 43, S. Ward 33) lost to Caroline Springs 5/138 (S. Ward 2/23).

Round 9. January 12 & 19. Home. Moonee Valley 288 (B. Gannon 65, P. Golding 58, D. Terzini 55, P. Bannister 35no, D. Clarke 32) def Williamstown Congs 171 (Stephen Esmore 3/34, P. Bannister 3/38, Mark Gauci 2/17, P. Golding 3ct, Mark Gauci 3 ct).

Round 10. January 27. Away. Grand United 136 (J. Polonidis 5/27, B. Gannon 3/16, N. Wolland 3ct) lost to Moonee Valley 1/137 (Mark Gauci 74no, D. Lawson 24, M. Ozbun 22no).

Round 11. February 2. Home. St Andrews Footscray 91 (D. Phillips 4/10) lost to Moonee Valley 2/92 in 10.1 overs (J. McKeown 41no, Mark Gauci 35).

Round 12. February 16 & 17. Away. Moonee Valley 8/296cc (C. DeSilva 61, N. Wolland 47, S. Ward 42, Mark Gauci 24, G. McKeown 24, Joshua Gorry 23no, D. Lawson 21) def Caroline Springs 138 (S. Ward 3/17, Mark Gauci 3/21, D. Jukic 2/16, G. McKeown 1ct, 2 st).

Scores & Match Highlights 2018/19 Season

Round 13. February 23 & March 2. Away. Sydenham Hillside 8/267cc (D. Phillips 2/29, J. Polonidis 2/46, Mark Gauci 2/56) def Moonee Valley 119 (J. Polonidis 38).

Semi Final. March 9 & 10. Away. Caroline Springs 221 (B. Gannon 3/18, S. Ward 2/35, Mark Gauci 2/40) def Moonee Valley 130 (Mark Gauci 53, D. Lawson 27)

Finished: Third. 7 wins, 3 losses, 3 draws. Lost Semi Final.

THIRD ELEVEN

Mercantile Cricket Association C North one-day grade

Round 1. October 7. Away. Gunbower United 101 (Mark Gauci 5/16, M. Poulouse 2/7, J. Felle 2/18) lost to Moonee Valley 7/103 (D. Rettino 29, Mark Gauci 25).

Round 2. October 13. Away. Moonee Valley 8/135cc (J. Singh 53, D. Jukic 33) lost to Indigos 6/141 (D. Jukic 2/15, A. Leonardo 2/21).

Round 3. October 21. Home. Melbourne City 191 (S. Coventry-Poole 2/18, N. Wolland 2/23, D. Jukic 2/37, K. Kanchan 2/40) def Moonee Valley 110 (N. Wolland 27).

Round 4. October 28. Home. Moonee Valley 6/154cc (D. Lawson 79no) lost to Gunbower United 6/156 (Mark Gauci 3/12).

Round 5. November 4. Home. Moonee Valley 163 (D. Lawson 54) lost to Youlden Parkville 7/171 (D. Jukic 2/23, J. Felle 2/28, N. Brelis 2/37).

Round 6. November 11. Home. South Yarra 9/182cc (Mark Gauci 4/35, Dan Comande 2/30) def Moonee Valley 9/95cc (Dan Comande 20).

Round 7. November 17. Away. Indigos 203 (H. Webb-Johnson 4/24, A. Skiotis 2/25, B. Gannon 2/53, A. Hays 4ct) def Moonee Valley 130 (D. Lawson 30).

Round 8. November 24. Away. Moonee Valley drew with Youlden Parkville – game washed out.

Round 9. December 2. Home. Moonee Valley drew with Maccabi Ajax – washout.

Round 10. December 9. Home. Moonee Valley 196 (Mark Gauci 41, D. Lawson 37, M. Thomas 33, M. Bannister 23) def South Yarra 7/193cc.

Round 11. December 15. Away. Moonee Valley drew with Flemington Colts – washout.

Round 12. December 22. Away. Maccabi Ajax 147 (I. Denny 5/19, J. McDonald 2/44, P. Golding 2ct, 1 stu) def Moonee Valley 9/122cc (S. Carbone 36).

Round 13. January 13. Home. Moonee Valley 185 (Josh Gorry 53, H. Webb-Johnson 48, J. Polonidis 44) def Sacred Heart

172 (L. Brock 3/20, G. Shiell 2/28, Josh Gorry 2/28, J. Polonidis 2/32, G. McKeown 2ct, 1st).

Round 14. January 20. Home. Moonee Valley 6/270cc (Joshua Gorry 105rh, M. Thomas 49, K. Kanchan 36, L. Brock 23) def Flemington Colts 229 (L. Brock 3/57, M. Thomas 2/26, J. Norsetter 2/3, G. McKeown 3 st).

Round 15. January 26. Away. Moonee Valley 215 (G. McKeown 85, D. Phillips 41, J. Felle 39) lost to South Yarra 5/220.

Round 16. February 2. Away. Sacred Heart 117 (J. Felle 3/28 N. Wolland 2/11, N. Brelis 2/11) def Moonee Valley 99 (Stephen Esmore 24, J. Felle 20, D. Terzini 20).

Round 17. February 9. Away. Moonee Valley drew with Parkville District – washout.

Round 18. February 16. Away. Moonee Valley 43 & 68 (J. Felle 21) lost outright to Melbourne City 73 (J. Felle 2/2, S. Badurdeen 2/7, J. Norsetter 2/26) & 3/43.

Round 19. February 24. Home. Indigos 27 (J. Norsetter 4/55, B. Gannon 2/31) def Moonee Valley 236 (B. Rhodes 97no, B. Gannon 43, A. Cumming 23).

Round 20. March 3. Home. Moonee Valley 139 (D. Lawson 25, S. Rayment 20no) lost to Parkville District 4/144 (D. Rettino 2/19, S. Ward 2/40).

Finished: Ninth. 4 wins, 12 losses, 4 draws.

FOURTH ELEVEN

Mercantile Cricket Association D Grade (One-day grade)

Round 1. October 7. Away. Played as T20 due to shortage of grounds. Moonee Valley 5/110cc (S. Sharma 55, J. Harrison 22no) lost to 9Carnegie 4/112 (P. Taylor 3/19).

Round 2. October 14. Home. Moonee Valley 8/230cc (D. Lawson 55, Stephen Esmore 38, M. Cumbo 33, J. Norsetter 25) def Burnley CYMS 103 (Stephen Esmore 5/24, J. Norsetter 3/25).

Round 3. October 21. Away. Moonee Valley 8/157cc (J. Davey 77no) lost to Barnawartha North 158 (J. Norsetter 4/33, A. Kapadia 2/13, Stephen Esmore 2/30).

Round 4. October 27. Away. Carnegie 0/15 drew with Moonee Valley – wet pitch issues.

Round 5. November 3. Away. Moonee Valley 122 (M. Cumbo 27, D. Clarke 21) lost to Sacred Heart 5/130 (P. Taylor 3/14, L. Nimorakiotakis 2/13).

Round 6. November 10. Away. Moonee Valley 91 (M. Singh 40) def South Yarra 78 (P. Taylor 4/35, M. Singh 2/10).

Scores & Match Highlights 2018/19 Season

Round 7. November 18. Home. Youlden Parkville 90 (J. Norsetter 4/11, S. Coventry-Poole 2/2) lost to Moonee Valley 2/92 (J. Davey 51no, S. Coventry-Poole 35no).

Round 8. November 25. Home. Moonee Valley drew with Sacred Heart – washout.

Round 9. December 1. Away. Moonee Valley 136 (Stephen Esmore 53, B. Skok 37) tied with Reds 136 (T. Morrissy 3/15, Stephen Esmore 3/29, F. Fischer 3/32).

Round 10. December 9. Away. Burnley CYMS 151 (L. Nimorakiotakis 4/14, J. Walter 2/20, D. Pleban 2/23) lost to Moonee Valley (J. Davey 52no, L. Nimorakiotakis 37, J. Walter 34).

Round 11. December 16. Home. South Yarra 9/159cc (J. Harrison 3/28) def Moonee Valley 9/138cc (J. Harrison 55, D. Clarke 27, J. Singh 21).

Round 12. December 23 Home. Moonee Valley 77 (J. Harrison 20) lost to Reds 4/79 (K. Sapkota 2/18).

Round 13. January 13. Away. Moonee Valley 178 (J. Singh 36, D. Sapkota 34no, J. Harrison 27) lost to Youlden Parkville 6/183 (J. Norsetter 2/14, K. Sapkota 2/27).

Round 14. January 19. Away. South Yarra 165 (J. Norsetter 3/25, K. Sapkota 2/16) def Moonee Valley 9/157cc (S. Coventry-Poole 37no, E. Rayner 26, S. Carbone 23).

Round 15a. January 27. Home. Moonee Valley def Burnley CYMS – walkover.

Round 15b. January 27. Home. Make-up game with another D Grade team from another grade which also had a forfeit. East Malvern Tooronga 109 (F. Fischer 3/2, J. Harrison 2/7, J. Norsetter 2/13, N. Johnston 2/25) lost to Moonee Valley 4/112 (M. Thomas 76).

Round 16. February 3. Home. Moonee Valley 8/136cc (J. Harrison 43, B. Rhodes 31) def Reds 102 (A. Kapadia 3/16, J. Norsetter 2/12, S. Coventry-Poole 2/14, J. Harrison 2/25).

Round 17. February 10. Home. Moonee Valley 173 (J. Davey 34, J. Norsetter 32no, B. Skok 22, S. Poudel 21) def Barnawartha North 128 (Stephen Esmore 4/31, J. Norsetter 2/21, F. Fischer 2/23, J. Davey 3ct).

Round 18. February 17. Home. Youlden Parkville 96 (L. Nimorakiotakis 4/26, K. Sapkota 3/7, Stephen Esmore 2/14) & 3/52 (Stephen Esmore 2/26) lost to Moonee Valley 4/153dec (L. Nimorakiotakis 51no, J. Davey 36, S. Carbone 28no, B. Holder 26).

Round 19. February 24. Away. Carnegie 9/207cc (L. Nimorakiotakis 2/14, Stephen Esmore 2/32) def Moonee Valley 92 (E. Rayner 35, J. Harrison 34).

Round 20. March 2. Away. Moonee Valley 82 (M. Singh 40) lost to Barnawartha North 6/89 (Stephen Esmore 3/14, J. Norsetter 2/1).

Finished: Fifth. 8 wins, 9 losses, 3 draws.

FIFTH ELEVEN

NWCA Ern Girolami Shield (One Day Grade 4)

Round 1. October 13. Away. Moonee Valley 9/274cc (S. Fontana 75no, L. Farrell 61, J. Nankivell-Sandor 48, N. Brelis 26no, C. Jackson 20) def Maribyrnong Park St Marys 216 (J. Trowell 3/35, C. Jackson 2/25).

Round 2. October 20. Away. Moonee Valley def Northern Lions – forfeit.

Round 3. October 27. Home. Haig Fawkner 190 (J. Trowell 3/32, J. O'Grady 2/42) def Moonee Valley 176 (J. O'Grady 59, E. Hughes 33, M. Poulouse 22, S. Fontana 20).

Round 4. November 10. Away. Moonee Valley 6/223cc (J. O'Grady 69, M. Poulouse 34, L. Farrell 27, E. Hughes 21) lost to Maribyrnong Park St Marys 7/227 (C. Jackson 5/38 incl. hat-trick).

Round 5. November 17. Home. Moonee Valley 6/247cc (J. O'Grady 103no, S. Gunther 34, M. Klitzing 31no, M. Poulouse 25) def Strathmore Heights 161 (C. Box 4/49, L. Farrell 2/30).

Round 6. November 24. Home. Moonee Valley drew with Craigieburn – match washed out: Muddy outfield due to irrigation works.

Round 7. December 1. Home. Moonee Valley 6/278cc (D. Rettino 65, L. Shaw 54, N. Deery 50, S. Fontana 42no, E. Hughes 40) def Airport West St Christophers 139 (M. Poulouse 3/24, C. Jackson 3/28, J. Trowell 2/30).

Round 8. December 8. Away. Moonee Valley 6/190cc (J. Nankivell-Sandor 56no, S. Gunther 36, S. Fontana 33no, D. Rettino 24) def Haig Fawkner 188 (C. Box 3/35, S. Fontana 2/33, M. Poulouse 2/44, E. Hughes 4ct).

Round 9. December 15. Away. Moonee Valley drew with Northern Lions – washout: Muddy ground.

Round 10. December 22. Away. Moonee Valley 175 (C. Box 72no, L. Shaw 46) def Strathmore Heights 141 (C. Box 3/24, S. Chalmers 3/28, S. Fontana 2/21).

Round 11 January 12. Away. Moonee Valley 6/187cc (N. Deery 63no, E. Hughes 41, L. Farrell 22) lost to Airport West St Christophers 7/191 (T. Newton 2/24, C. Box 2/35).

Round 12. January 19. Home. Craigieburn 8/233cc (D. Comande 2/19, L. Farrell 2/30, C. Box 2/39) lost to Moonee Valley 5/237 (D. Comande 104no, J. Trowell 84no, S. Gunther 20).

Round 13. February 2. Away. Moonee Valley 9/218cc (P. Shelton 35, C. Box 35, C. Jackson 25, S. Chalmers 20no, L. Farrell 20) def Strathmore Heights 146 (M. Poulouse 3/9, J. O'Grady 2/18, C. Box 2/37).

Scores & Match Highlights 2018/19 Season

Round 14. February 9. Home. Moonee Valley 112 (E. Hughes 22) lost to Maribymong Park St Marys 1/113.

Round 15. February 16. Away. Moonee Valley 250 (E. Hughes 69, D. Rettino 33, L. Farrell 32, M. Poulouse 27, P. Shelton 27, J. O'Grady 25) def Taylors Lakes 163 (C. Jackson 3/25, S. Gunther 2/10, J. O'Grady 2/23, C. Box 2/34).

Semi Final. February 23. Home. Moonee Valley 7/285cc (J. O'Grady 101no, D. Rettino 64, L. Farrell 57, M. Poulouse 20) def Craigieburn 8/200cc (C. Box 4/38, J. O'Grady 2/27).

Preliminary Final. March 2. Away. Moonee Valley 7/225cc (D. Rettino 80, J. O'Grady 37, J. Nankivell-Sandor 22no, N. Deery 22no) lost to Haig Fawkner 7/227 (J. O'Grady 3/20, D. Rettino 2/42, J. O'Grady 3ct).

Finished: Third. 9 wins, 4 losses, 2 draws. Won Sem Final. Lost Preliminary Final.

SIXTH ELEVEN NWMCA Barrie Clissold Shield (One Day Grade 6)

Round 1. October 13. Away. Pascoe Vale Central 6/245cc (P. Smith 2/39, M. Van Gelderen 3ct) def Moonee Valley 9/229 (J. Walter 102no, D. Terzini 26).

Round 2. October 20. Away. Moonee Valley 5/152cc (G. Smith 54, D. Terzini 38) drew Roxburgh Park – second half of game washed out.

Round 3. October 27. Away. Coburg 7/181cc (A. Leonardo 5/17, P. Taylor 2/45) lost to Moonee Valley 6/188 (D. Clarke 65no, A. Leonardo 49, M. Singh 36no).

Round 4. November 10. Home. Moonee Valley 5/230cc (Mark Gauci 102no, A. Leonardo 32, D. Jukic 22no) def Caroline Springs 6/197cc (D. Jukic 2/18, A. Leonardo 2/32).

Round 5. November 17. Away. Pascoe Vale Hadfield 9/230cc (P. Taylor 3/19, N. Taylor 2/25, G. Bloom 2/34) def Moonee Valley 9/66cc.

Round 6. November 24. Away. Caroline Springs 6/196cc (P. Taylor 2/45) def Moonee Valley 75.

Round 7. December 1. Away. Moonee Valley lost to Roxburgh Park – forfeit.

Round 8. December 8. Home. Moonee Valley 2/211cc (B. Rhodes 100no, B. Gannon 36no, J. Petropoulos 26, A. Kapadia 24) def Pascoe Vale United 4/162cc (B. Gannon 2/19).

Round 9. December 15. Home. Moonee Valley 5/265cc (Mark Gauci 76, S. Ward 69no, M. Ozburn 44, D. Lawson 31, G. Bloom 24no) def Coburg 94 (S. Ward 3/7, K. Kanchan 3/18, J. Shah 3/21).

Round 10. December 22. Moonee Valley bye.

Round 11. January 12. Home. Caroline Springs 8/197cc (M. Cumbo 2/23, A. White 2/24, N. Brelis 2/27) lost to Moonee Valley 3/198 (M. Grenville 102no, S. Carbone 59no).

Round 12. January 19. Away. Pascoe Vale Hadfield 1/170 def Moonee Valley 109 (M. Grenville 22, B. Thomas 21).

Round 13. February 2. Home. Moonee Valley 7/174cc (S. Carbone 72, J. Haskell 34, P. Taylor 22no, B. Skok 21) lost to Pascoe Vale Hadfield 6/181 (S. Carbone 2/16, P. Taylor 2/24).

Round 14 February 9. Away. Moonee Valley 9/94cc lost to Roxburgh Park 2/100.

Round 15. February 16. Home. Moonee Valley 156 (S. Carbone 65, T. Morrissy 28) lost to Pascoe Vale Central 5/160.

Semi Final. February 23. Away. Pascoe Vale Central 8/182cc (D. Terzini 2/46) def Moonee Valley 91 (P. Taylor 29).

Finished: Sixth. 5 wins, 8 losses, 1 draw, 1 bye. Lost Semi Final.

SEVENTH ELEVEN NWMCA Musgrove One Day Sunday

Round 1. October 7. Away. Jacana 8/329cc (G. Smith 3/45, J. Polonidis 2/22) def Moonee Valley 6/193cc (S. Kumara 101no).

Team withdrawn after Round 1 – numbers shortfall.

WINTER FIRST ELEVEN Winter Competition 2018 MYCA Central Division

Round 1. April 28. Home (Fairbairn Park No. 8). Dennis 274 (J. Felle 3/33, N. Cowan 2/52, J. McDonald 2/54) def Moonee Valley 159 (M. Esmore 30, P. Felmingham 27, N. Johnston 22no).

Round 2. May 5. Away. Moonee Valley 6/172cc (A. Sehgal 34no, M. Esmore 32, P. Felmingham 29no, N. Madan 27) def Flemington Colts 7/152cc (N. Madan 2/20, A. Sehgal 2/22).

Round 3. May 19. Home. Moonee Valley 9/162cc (A. Sehgal 57no, M. Esmore 23, R. Zammit 21) tied with Barkley Street United 162 (M. Esmore 4/35, N. Cowan 3/42, A. Sehgal 2/33).

Round 4. June 2. Home. Maribymong St Marys Blue 9/193cc (K. Kanchan 2/20, K. Kapoor 2/25) def Moonee Valley 7/165cc (K. Kapoor 47, J. McDonald 40, A. Sehgal 25).

Round 5. June 16. Away. Balmoral 7/162cc (M. Esmore 3/20, K. Balhara 2/18) lost to Moonee Valley 5/165 (A. Sehgal 50no, M. Esmore 43, K. Balhara 21).

Scores & Match Highlights 2018/19 Season

Round 6. July 7. Home. Moonee Valley 203 (C. Pollock 50no, J. Singh 33) def County West 117 (M. Esmore 3/17, K. Balhara 3/26, C. Pollock 2/21).

Round 7. July 14. Away. Strathmore Heights B52s 5/277cc (K. Kapoor 2/45, M. Esmore 3ct) def Moonee Valley 137 (B. Thomas 52no, K. Balhara 22).

Round 8. July 21. Home. Strathmore Heights B29s 203 (K. Balhara 3/21, K. Kapoor 2/22) def Moonee Valley 9/199cc (K. Balhara 65no, J. Singh 32, C. Pollock 23).

Round 9. August 4. Home. Moonee Valley 197 (K. Kapoor 60no, M. Esmore 58, K. Balhara 32) lost to Maribyrnong Park St Marys Red 6/203 (K. Kapoor 3/21).

Finished: Seventh - 3 wins, 5 losses, 1 tie.

NWMCA Twenty20 competition

These results are not included in season or all-time statistics, but are in our separate T20 stats.

Round 1. December 4. Home. Maribyrnong Park St Marys #1 4/256cc (D. Comande 2/32) def Moonee Valley 137 (N. Wolland 34, D. Comande 27no).

Round 2. November 20. Away. Moonee Valley drew Pascoe Vale Hadfield – match washed out.

Round 3. December 18. Away. Maribyrnong Park St Marys #2 119 (K. Kanchan 3/9, J. Shah 2/20, S. Kumara 2/28, C. DeSilva 1ct, 2st) lost to Moonee Valley 3/122 (M. Thomas 51no, S. Ward 26no).

Finished: Tenth (out of 20 teams). 1 win, 1 draw, 1 loss.

Barooga Masters (Over 35) tournament

These results are not included in 2018/19 season stats, but on a decision by the Committee allowed by our bylaws are included in all-time statistics.

Round 1. January 15. At Barooga No. 1. Narre North 8/218cc (S.O'Kane 5/33) lost to Moonee Valley 4/220 (J. Maley 38no, T. Gleeson 37no, A. Chaudhary 36no, D. Phillips 31no, A. Cumming 29, M. Cumbo 20).

Round 2. January 16. At Barooga No. 1. Yarrowonga-Mulwala 11/223 (T. Gleeson 4/38, M. Dimble 3/44, T. Gow 2/9) lost to Moonee Valley 6/226 (A. Cumming 37no, A. Chapple 35no, M. Cumbo 31, S. O'Kane 30no, T. Gow 26).

Round 3. January 17. At Barooga No. 2. Castle Hill 11/135 (Mark Gauci 3/18, M. Dimble 2/27, S. O'Kane 2/30) lost to Moonee Valley 6/136 (A. Chapple 34no, G. Courts 27no, T. Gleeson 23, Mark Gauci 23).

Finished: First: 3 wins, 0 losses. Won tournament



Our junior Best in Comp award winners: Under 14 Bowling runner-up Harry Pickering (far left) and Under 16 batting award winner Noah Wallwork.

Life Members

Ray Storey
Rod McLeod
Peter Gardiner
Bill Nagel
Ian Sutherland
Ian Denny (93/94)
Laurie Mayne (89/90)
Gary Irons (93/94)
Greg Meyers (93/94)
Darren Nagle (95/96)
John Talone (97/98)
Greg Peters (99/00)
Michael Harvey (99/00)
Warwick Nolan (99/00)
Sandro Capocchi (02/03)

Joe Ansaldo (05/06)
Bob Sciacchitano (06/07)
Graeme "Charlie" Walker (06/07)
Jim McKenzie (07/08)
Dan Terzini (08/09)
Jim Polonidis (09/10)
Kevin Gardiner (12/13)
Mark Gauci (13/14)
Mark Cini (14/15)
Dean Jukic (15/16)
Michael Cumbo (16/17)
Sean O'Kane (17/18)
Matt Thomas (17/18)
Jesse Felle (17/18)
Ben Thomas (18/19)
Peter Smith (18/19)



Our Life Members met at the Moonee Ponds Club to plan an active involvement with our new pavilion and our Club.

L-R: Charlie Walker, Darren Nagle, Danny Terzini, Mark Gauci, Dean Jukic, Jim Polonidis, John Talone, Warwick Nolan, Michael Cumbo, Bill Nagel, Greg Peters, Ian Denny and Kevin Gardiner.

Best Bowling

Jim Polonidis	6/24	2nd Eleven	VTCA Div 4(2)	Rnd 4	vs East Coburg
Jim Polonidis	5/4	2nd Eleven	VTCA Div 4(2)	Rnd 2	vs St Andrews Footscray
Mark Gauci	5/16	7th Eleven	NW OD Sunday	Rnd 1	vs Jacaca
Anthony Leonardo	5/17	6th Eleven	NW OD Div 6	Rnd 3	vs Coburg
Ian Denny	5/19	3rd Eleven	MCA C North	Rnd 12	vs Maccabi Ajax
Stephen Esmore	5/24	4th Eleven	MCA D Grade	Rnd 2	vs Burnley CYMS
Jim Polonidis	5/27	2nd Eleven	VTCA Div 4(2)	Rnd 10	vs Grand United
Sean O'Kane	5/33	MVCC	Barooga O35s	Rnd 1	vs Narre North
Charlie Jackson	5/38	5th Eleven	NW OD Div 5	Rnd 4	vs Maribyrnong Pk/St Marys

Hat Tricks

Charlie Jackson	5th Eleven	NW OD Girolami	Rnd 4	vs Maribyrnong Pk/St Marys
-----------------	------------	----------------	-------	----------------------------



Our Fifth Eleven made it to the semis before bowing out. Here they celebrate at Ormond Park. L-R: Back - Cassidy Box, Paddy Shelton, Liam Farrell, Jesse Nankivell-Sandor, Sam Gunther, Justin Trowell and Round 5 hat-trick taker Charlie Jackson. Front - Shane Chalmers, Manu Poulouse, Dominic Rettino and Elliott Hughes.

18 Milestones and Awards 2018-19

50 Games

Liam Farrell
Joshua Norsetter
Charles Bibby
Graeme Bloom
Andreas Skiotis

100 Games

Matt Esmore
Daniel Comande
Jatinder Singh
Mick Bannister
Sam Carbone

150 Games

Pat Taylor
Dean Lawson

250 Games

Dean Jukic

300 Games

Danny Terzini

200 Games

Peter Smith
Jesse Felle

50 Wickets

Joshua Norsetter
Charlie Jackson
Liam Farrell
Stephen Esmore

100 Wickets

Jack Newman

250 Wickets

Bede Gannon

1000 Runs

Jatinder Singh
Michael Ozbun
Liam Farrell
Jordon McDonald

4000 Runs

Jim Polonidis

6000 Runs

Danny Terzini

7000 Runs

Mark Gauci

Centuries

Joshua Gorry	105no	3rd Eleven	MCA C North	Rnd 14	vs Flemington Colts
Daniel Comande	104no	5th Eleven	NW OD 4ths	Rnd 12	vs Craigieburn
Jesse O'Grady	103no	5th Eleven	NW OD 4ths	Rnd 5	vs Strathmore Heights
John Walter	102no	6th Eleven	NW One Day 5ths	Rnd 1	vs Pascoe Vale Central
Mark Gauci	102no	6th Eleven	NW One Day 5ths	Rnd 4	vs Caroline Springs
Mark Grenville	102no	6th Eleven	NW One Day 5ths	Rnd 11	vs Caroline Springs
Shiwantha Kumara	101no	7th Eleven	NW OD Sunday	Rnd 1	vs Jacana

Season Review 2018/19

(continued from Page 8)

For a while during the building project, it seemed that we would be in before the end of the 2018/19 season, but it wasn't to be and we will have to cool our heels until 2019/20.

So we had to see out the whole 2018/19 season, and the last month or so of 2017/18, in the portables and the great outdoors in the north-west corner of the park. We can thank our ward councillors Jim Cusack and Nicole Marshall for their support and their determination to get our new pavilion to the top of the Council's priority list.

While living out of portables provided its own challenges, we were also challenged on the field. After our First Eleven challenged for a flag in 2017/18, our expectations were high. It wasn't to be however and we never really got going despite winning the first game we played, finishing 2018/19 well off the pace in ninth spot.

Several players from our grand final team moved on to other opportunities and Vice President Mark Gauci did a magnificent job in ensuring that we all knew that the grass isn't necessarily greener on the other side. It helped hold a nucleus together.

We went into the season with high spirits, with new coach Mark Grenville with international experience but due to a combination of circumstances we parted company after Christmas.

We were thrilled with the Grand Final appearance of our Under 16s, in our first season in this age group since 2014/15. We uncovered some ready-made senior players among the junior ranks, including Krish Kanchan, who played six games in our Firsts even though he was still eligible for the Under 14s.

*Continued, Page 23

Lindsay Jones Best Clubman Award

1994-95	Steve Battison
1995-96	Michael Harvey
1996-97	Danny Terzini
1997-98	Robyn Storey
1998-99	Michael Harvey
1999-00	Shane & Sharron Golds
2000-01	Jim Polonidis
2001-02	Charlie Walker
2002-03	Charlie Walker
2003-04	Charlie Walker
2004-05	Tony Gleeson
2005-06	Charlie Walker
2006-07	Kevin Gardiner
2007-08	Paul Comino
2008-09	Bob Sciacchitano
2009-10	Tony Sherer
2010-11	Amit Chaudhary
2011-12	Joe Ansaldo
2012-13	Phill King
2013-14	Sean O'Kane
2014-15	Channa DeSilva
2015-16	Michael Ozbun
2016-17	Simon Thornton
2017-18	Michael Ozbun
2018-19	Mark Gauci

LINDSAY JONES MEMORIAL
AWARD
IN MEMORY OF A TRUE &
RESPECTED CLUB PERSON
A perpetual record of the best
Clubperson
Of
Moonee Valley Cricket Club

Lindsay Jones
Award winner
Mark Gauci
(centre)
with great
mates and
fellow Life
Members
Sean O'Kane
(left) and
Dean Jukic.



20 Moonee Valley Want To Be Legends

	Next Most Games		Next Most Runs		Next Most Wickets	
41st	Dean Lawson	157	Darryl Elliott	2284	Ray Storey	130
	Terry Nagle	143	Shane Williams	2213	Steven Ball	130
	Bill Nagel	141	Shane Golds	2172	Adam Patchell	130
	Darryl Elliott	141	Paul Nicol	2153	Matt Esmore	129
	Dino Sapuppo	141	Heath Webb-Johnson	2107	Norm Wright	128
	Rod McLeod	140	Rajan Aiyappan	1972	Jesse N'vell-Sandor	126
	Joe Bonfa	140	Glen Courts	1965	Doug McLaggan	124
	Tom King	137	Jim McKenzie	1836	Gary Johnson	121
	Steven Ball	135	Bill Loughron	1819	Matt Thomas	120
50th	Charlie Walker	135	Robert Lamberti	1818	Stephen Ward	116
	Danny Fitzpatrick	134	Rahul Sharma	1807	Peter O'Kane	115
	Michael Ozbun	128	Peter Rogan	1778	Eddie Nott	114
	Jacob de Niese	127	Bede Gannon	1711	Steve Allan	111
	Wayne Nicol	125	Peter O'Kane	1694	Amit Chaudhary	110
	Sean O'Kane	120	Jesse Nankivell-Sando	1682	Corey Davidson	109
	Matt Esmore	118	Fred Phillips	1629	Jack Newman	108
	Matt Gauci	117	Matt Esmore	1621	Tim Fisher	107
	Phill King	113	Wayne Nicol	1554	Scott McLeod	105
	Brett Curran	113	Neil King	1549	Tom Neville	105
60th	Murray Walker	113	Daniel Comande	1549	Shane Phillips	104
	Paul Comino	113	David Jolley	1546	Peter Boulouxis	103
	Channa DeSilva	112	Tony Gleeson	1517	Craig Pridham	103
	Daniel Comande	111	Joe Ansaldo	1495	Dino Sapuppo	102
	Peter Fenaughty	111	Stephen Ward	1484	Rex Bennett	100
	Richard Cooney	110	Mick Bannister	1472	Ken McLeod	92
	Lou Raffaele	107	Sam Coventry-Poole	1463	John O'Brien	90
	Shane Golds	105	Amit Chaudhary	1455	Ian Potter	89
	David Talbot	104	Peter Golding	1447	Tom King	87
	Paul Hobbs	103	Mick Intagliata	1437	Chanaka Silva	86
70th	Tim Fisher	103	Shane Phillips	1424	Joshua Norsetter	86
	Mick Bannister	102	Jacob de Niese	1407	Jude Perera	85
	Eddie Nott	101	Allan Cumming	1386	Nicholas Brellis	84
	Jatinder Singh	101	Neil Henderson	1365	Michael Elliott	83
	George Loh	100	Anthony Cafari	1347	Neil Henderson	83
	Sam Carbone	100	Dino Sapuppo	1342	Sean O'Kane	83
	Pat Felmingham	98	Joshua Maginness	1284	Nigel Walker	80
	Geoff Smith	98	Gary Irons	1281	Tony Gleeson	80
	Jack Newman	97	Steve Battison	1269	Nate Wolland	79
	Simon Thornton	96	George Pearson	1267	Rob Taylor	78
80th	Norm Wright	95	Jack Newman	1253	Brett Curran	77
	Peter Rogan	94	Paul Wood	1244	Luke Brock	77
	Paul Wood	94	Brian O'Reilly	1230	Frank Caruso	76
	Jeff Nicol	94	Jatinder Singh	1220	Sam O'Brien	75
	Tony Gleeson	94	Simon Payton	1210	Paul Bannister	74
	Nick Brellis	94	Charlie Distefano	1202	Kane Harding	73
	Stephen Ward	94	Tony Coslovich	1196	Chris Stafford	73
	Marty Egan	92	George Loh	1196	Christopher Pollock	71
	Neil King	92	Liam Shaw	1192	Stephen Esmore	71
	Gary Johnson	91	Kevin Gardiner	1190	Peter Dawkins	69
90th	Heath Webb-Johnson	91	Geoff Smith	1179	Tony Sherer	69

Moonee Valley Legends

	Most Games		Most Runs		Most Wickets	
1st	Darren Nagle	342	Ian Denny	11621	Ian Denny	644
	Ian Denny	326	Michael Harvey	7513	Darren Nagle	447
	Mark Gauci	324	Mark Gauci	7340	Gary Irons	427
	Danny Terzini	308	Sandro Capocchi	6743	Jim Polonidis	395
	John Talone	306	Darren Nagle	6306	Jesse Felle	385
	Joe Ansaldo	306	Danny Terzini	6204	Jim McKenzie	350
	Sandro Capocchi	293	Warwick Nolan	6194	Peter Gardiner	323
	Jim Polonidis	291	Ian Sutherland	4904	Terry Nagle	319
	Dean Jukic	260	John Talone	4787	Peter Smith	313
10th	Bob Sciacchitano	259	Greg Peters	4725	Dean Jukic	298
	Michael Harvey	258	Ben Thomas	4572	Mark Gauci	294
	Michael Cumbo	247	Bob Sciacchitano	4563	Bill Nagel	282
	Peter Gardiner	244	Dean Jukic	4539	Kevin Gardiner	268
	Ian Sutherland	237	Matt Thomas	4520	Bede Gannon	265
	Ben Thomas	235	Ray Storey	4501	Mick Intagliata	263
	Kevin Gardiner	232	Dean Lawson	4455	Joe Bonfa	243
	Greg Meyers	229	Laurie Mayne	4383	Paul Nicol	225
	Gary Irons	227	Jim Polonidis	4045	Danny Fitzpatrick	210
	Warwick Nolan	225	Peter Boulouxis	3974	Colin Netherclift	201
20th	Jim McKenzie	222	Bill Nagel	3885	Mark Cini	192
	Greg Peters	220	Mark Cini	3653	Darryl Elliott	191
	Peter Smith	216	Geoff McKeown	3569	Pat Taylor	190
	Jesse Felle	209	Rod McLeod	3471	Daniel Phillips	180
	Mark Cini	204	Jesse Felle	3436	Marty Egan	176
	Allan Cumming	195	Sean O'Kane	3363	Keith McManamny	173
	Matt Thomas	193	Daniel Phillips	3255	Joe Ansaldo	170
	Peter Boulouxis	192	Danny Fitzpatrick	3207	Terry Michail	164
	Ray Storey	185	Mark Wakeling	3126	Simon Thornton	161
	Mick Intagliata	185	Steve Marshall	2998	Geoff Smith	160
30th	Peter Golding	184	Lou Raffaele	2945	Bob Sciacchitano	158
	Daniel Phillips	183	Channa DeSilva	2869	Murray Walker	156
	Jesse N'vell-S'dor	170	Peter Gardiner	2593	Mark Schuliga	150
	Shaun Rayment	170	Arosha Perera	2566	Evan Blythe	145
	Mark Wakeling	168	Matt Gauci	2561	Shane Westlow	144
	Bede Gannon	163	Greg Meyers	2534	Robert Corollo	143
	Steve Marshall	162	Michael Cumbo	2529	Rajan Aiyappan	143
	Patrick Taylor	162	Pat Felmingham	2513	Sandro Capocchi	135
	Laurie Mayne	161	Sam Carbone	2438	Wayne Nicol	132
	Paul Nicol	158	Steven Ball	2380	George Loh	132
40th	Geoff McKeown	157	Tom King	2342	Daniel Comande	132

At right: Honoring Peter Smith:

L-R: Danny Terzini, brother Geoff Smith, president Charlie Walker and new Life Member Peter Smith.



22 **Fielding, Batting & Bowling Awards 2018-19**

Fielding Award Votes

	<u>1st Placing</u>	<u>2nd Placing</u>	<u>3rd Placing</u>
1sts	Daniel Comande (19)	Channa DeSilva (15)	Jack Newman (10)
2nds	Damien Clarke (12)	Nate Wolland (9)	Joshua Norsetter (8)
3rds	Joshua Norsetter (11)	Shaun Rayment (7)	B. Rhodes/G. McKeown (6)
4ths	Joshua Norsetter (14)	Ben Skok (7)	Akshay Kapadia (7)
5ths	Paddy Shelton (11)	Elliott Hughes (10)	Nathan Deery (8)
6ths	Shaun Rayment (8)	Nick Taylor (7)	John Petropoulos (6)
Winter 1sts	Richard Zammit	-	

^^ Tie

Batting Average Award

MVCC Qualification: Min.200 runs

	<u>1st Placing</u>	Runs Ave	<u>2nd Placing</u>		<u>3rd Placing</u>	
1sts	Jack Newman	225 18.8	Charles Bibby	164 18.2	Ben Thomas	151 15.1
2nds	Stephen Ward	259 28.8	Mark Gauci	162 27.0	Damien Clarke	147 29.4
3rds	Dean Lawson	239 39.8	Joshua Gorry	175 43.8	Mark Gauci	132 22.0
4ths	Jeremy Davey	255 85.0	James Harrison	209 29.9	Manu Singh	175 12.5
5ths	Jesse O'Grady	268 67.0	Elliott Hughes	249 31.1	Liam Farrell	196 19.6
6ths	Sam Carbone	203 67.7	Mark Gauci	178 178.0	Brendan Rhodes	159 26.5
Winter 1sts	Akshat Sehgal	194 48.8	Kern Kapoor	130 43.3	Kunal Balhara	141 35.3

Bowling Average Award

MVCC Qualification: Min.15 wickets

	<u>1st Placing</u>	Wkts Ave	<u>2nd Placing</u>		<u>3rd Placing</u>	
1sts	Daniel Comande	17 20.9	Dishnaka Manoj	17 31.8	Shiwantha Kumara	14 21.3
2nds	Jim Polonidis	23 5.7	Bede Gannon	10 12.1	Mark Gauci	9 14.8
3rds	Mark Gauci	15 7.7	Jesse Felle	11 9.6	Joshua Norsetter	10 26.9
4ths	Luca Nimorakiotakis	16 7.8	Joshua Norsetter	25 9.7	Stephen Esmore	25 10.4
5ths	Charlie Jackson	15 15.3	Cassidy Box	19 21.6	Justin Trowell	10 29.2
6ths	# Pat Taylor	12 22.8	-		-	
Winter 1sts	Kern Kapoor	9 12.0	Matt Esmore	14 15.5	Kunal Balhara	9 16.2

Wicketkeeper of the Year Award

Geoff McKeown

* Section 18 of the Club bylaws gives the executive the discretion to determine an award winner under exceptional circumstances when no-one meets the criteria.

#Our bylaws determine that under normal circumstances, batting and bowling averages (the stats listed here) are determined on performances before finals. Finals were used in the determination of this award in this grade in 2018/19.

Note: Winter competition qualifications are 8 wickets for bowlers and 120 runs for batsmen.

First Eleven

	Batting	Bowling	Fielding	
1971-72	Neil Henderson	Ray Storey	Rod McLeod	(Premiers)
1972-73	Neil Henderson	Neil Henderson	Rod McLeod	
1973-74	Ray Storey	Ken McLeod	Rod McLeod	
1974-75	Rod McLeod	Ray Storey	-	(Premiers)
1975-76	Ray Storey	John Lopes	Rod McLeod	
1976-77	John Lopes	Ray Storey	Ray Storey	
1977-78	Michael Harvey	Peter Dawkins	-	
1978-79	Ray Storey	Bill Nagel	-	(Premiers)
1979-80	Bill Nagel	Andrew Walker	-	
1980-81	-	Bill Nagel	-	
1981-82	Bill Nagel	-	Ray Storey	
1982-83	Bill Nagel	Bill Nagel	Gary Irons	(Premiers)
1983-84	Warwick Nolan	Ian Denny	Michael Harvey	
1984-85	Ian Denny	Ian Denny	Greg Meyers	
1985-86	Warwick Nolan	Terry Nagle	-	
1986-87	Ian Denny	Terry Nagle	-	
1987-88	Ian Denny	Terry Nagle	Warwick Nolan	
1988-89	Ian Denny	Darren Nagle	David Callendar	(Premiers)
1989-90	Ian Denny	Ian Denny	-	
1990-91	Ian Denny	Darren Nagle	Greg Meyers	
1991-92	Robert Lamberti	Darren Nagle	-	(Premiers)
1992-93	Ian Denny	Ian Denny	-	(Premiers)
1993-94	Warwick Nolan	-	Greg Meyers	
1994-95	Michael Harvey	Darren Nagle	Greg Meyers	
1995-96	Ian Denny	Terry Nagle	Greg Meyers	(Premiers)
1996-97	Warwick Nolan	Shane Westlow	Greg Meyers	(Premiers)
1997-98	Ian Denny	Jim Polonidis	Michael Harvey	(Premiers)
1998-99	David Jolley	Darren Nagle	Greg Peters	
1999-00	Glen Courts	Steve Allan	Glen Courts	
2000-01	Ian Denny	Ian Denny	Glen Courts	(Premiers)
2001-02	Ian Denny	Rex Bennett	Geoff McKeown	
2002-03	Michael Harvey	Steve Allan	Geoff McKeown	
2003-04	Ian Denny	Will Mallory	Will Mallory	
2004-05	Glen Courts	Geoff Smith	Geoff McKeown / Tony Marasco	
2005-06	Arosha Perera	Geoff Smith	Geoff McKeown	
2006-07	Arosha Perera	Rajan Aiyappan	Arosha Perera	
2007-08	Arosha Perera	Daniel Bailey	Geoff McKeown	
2008-09	Arosha Perera	Rajan Aiyappan	Geoff McKeown	
2009-10	Rajan Aiyappan	Rajan Aiyappan	Geoff McKeown	(Premiers)
2010-11	Amit Chaudhary	Amit Chaudhary	Chris Stafford	
2011-12	Amit Chaudhary	Amit Chaudhary	Craig Pridham	
2012-13	Ihtisham Uddin	Ihtisham Uddin	Troy Smith	
2013-14	Khalid Hassan	Matt Thomas	Ben Thomas	
2014-15	Khalid Hassan	Matt Thomas	Troy Eden	
2015-16	Nadeera Thuppahi	Chanaka Silva	Anthony Riggio	
2016-17	Dean Coxall	Rajan Aiyappan	Jack Newman	
2017-18	Chanaka Silva	Sean Duckworth	Daniel Comande	
2018-19	Jack Newman	Daniel Comande	Daniel Comande	

Season Review 2018/19

(continued from Page 18)

We put the Sevenths on the park in the first round of the season, which gave our washed-out Firsts a game, but thereafter withdrew the team due to numbers.

First First games

Moonee Valley has had 11 players make their First Eleven debut in 2018/19 – nine of them in the half-year up to Christmas, which equals the club record for the past 16 seasons.

The debutants have ranged from long-standing Valley players - wicketkeeper Peter Golding, through to juniors - Krish Kanchan, who was still eligible to play Under 14s.

Our First Eleven debuts were handed to Mark Grenville, Peter Golding, Shiraz Badurdeen, Dishnaka Manoj, Shivantha Kumara, Michael Ozbun, Joshua Gorry, Krish Kanchan and Jeet Shah up to the Christmas break, and Stephen Ward and Damien Clarke after it. The additions take our First Eleven debutants since the 2003/04 season to 109.

The last time we had nine Firsts debutants before Christmas was in 2006/07, when caps were handed to Vikash Chand, Rajan Aiyappan, Mark Forster, Ajith John, Bryce Peter-Budge, Evan Blythe, Iraklis Kolokithas, Heath Webb-Johnson and Wayne Nicol. We also added two further debutants after Christmas that year - James Rawlinson and Dino Sapuppo.

Continued, Page 76

Second Eleven

	Batting	Bowling	Fielding
1975-76	Peter McGuirk	Peter McGuirk	-
1976-77	-	Kevin Gardiner	Kevin Gardiner
1977-78	Bill Nagel	Gary Irons	- (Premiers)
1978-79	Michael Blangiardo	Gary Irons	-
1979-80	Frank Cano	Robert Corollo	-
1980-81	Greg Meyers	-	- (Premiers)
1981-82	Darryl Elliott	Peter Gardiner	David Talbot
1982-83	Rod McLeod	Peter Gardiner	Gary Noonan
1983-84	Geoff Serong	Peter Gardiner	Peter Boulouxis (Premiers)
1984-85	Alan Hughes	Terry Michail	-
1985-86	-	-	-
1986-87	Peter Boulouxis	Marty Egan	Greg Schulz
1987-88	Peter Boulouxis	Terry Michail	-
1988-89	Peter Boulouxis	Terry Michail	-
1989-90	Steve Marshall	Tom Neville	-
1990-91	Ian Sutherland	Jim McKenzie	Scott McLeod
1991-92	Sandro Capocchi	Terry Michail	Justin Willee
1992-93	Peter Boulouxis	Jim McKenzie	Justin Willee
1993-94	Steve Marshall	Gary Irons	-
1994-95	Ian Sutherland	Gary Irons	-
1995-96	Chris Rowe	Scott McLeod	Peter Boulouxis
1996-97	-	-	Steve Battison
1997-98	Steve Marshall	Peter Boulouxis	Peter Rogan
1998-99	Rob Taylor	Danny Fitzpatrick	Matt Siomos
1999-00	Darren Nagle	Joe Bonfa	Dale Hadfield
2000-01	Dean Jukic	Joe Bonfa	Dale Hadfield
2001-02	Mark Gauci	Mark Cini	Paul Nicol
2002-03	Mark Gauci	Joe Bonfa	Tom Taylor
2003-04	Daniel Phillips	Peter Smith	Daniel Phillips
2004-05	Heath Jones	Joe Bonfa	Kerry Munday
2005-06	Dean Jukic	Dean Jukic	Justin Willee
2006-07	Sandro Capocchi	Iraklis Kolokithas	Mark Cini
2007-08	-	-	Evan Blythe
2008-09	Pat Felmingham	Dean Jukic	Robbie Ball
2009-10	Lou Raffaele	Simon Thornton	Peter Golding (Premiers)
2010-11	-	Evan Blythe	Channa DeSilva
2011-12	George Pearson	Simon Thornton	Sam O'Brien
2012-13	Heath Webb-Johnson	Muhammad Maaz	Daniel Comande
2013-14	-	Simon Thornton	Stephen Ward
2014-15	Channa DeSilva	Murtaza Khaliq	Michael Ozbun (Premiers)
2015-16	Sean O'Kane	Jim Polonidis	Liam Moloney
2016-17	Jim Polonidis	Jim Polonidis	Michael Ozbun
2017-18	Michael Ozbun	Jim Polonidis	Michael Ozbun
2018-19	Stephen Ward	Jim Polonidis	Damien Clarke



They've seen it all as we've operated out of a range of rooms at Ormond Park over the years - but they've seen nothing like our new pavilion. Life Members (L-R) Sandro Capocchi, Greg Peters and Ray Storey celebrate the official opening.

Third Eleven

	Batting	Bowling	Fielding
1980-81	Laurie Mayne	-	-
1981-82	Laurie Mayne	Laurie Mayne	-
1982-83	Michael Bevis	Paul Cramer	Michael Bevis
1983-84	Rod McLeod	Kevin Gardiner	Tom Ward
1984-85	Marty Egan	Terry Nagle	Tony Coslovich
1985-86	-	-	-
1986-87	Sandro Capocchi	Michael Colaci	Michael Bevis
1987-88	Craig McBean	Corey Davidson	-
1988-89	Laurie Mayne	Michael Intagliata	-
1989-90	Danny Fitzpatrick	-	-
1990-91	Danny Fitzpatrick	Jude Perera	Vince Borg
1991-92	Shane Williams	Gary Irons	-
1992-93	Fred Phillips	Tony Gila	-
1993-94	Danny Fitzpatrick	Tony Gila	Danny Fitzpatrick
1994-95	Peter Brear	Danny Fitzpatrick	Brendon Knowles
1995-96	Jim McKenzie	Tom Neville	-
1996-97	Shane Williams	Les Potts	-
1997-98	Shane Williams	Danny Ryan	Dale Hadfield / Danny Terzini
1998-99	Fred Phillips	Bob Sciacchitano	Fred Phillips (Premiers)
1999-00	Fred Phillips	Rob Taylor	John Talone
2000-01	Emanuel Caccamo	Jim McKenzie	Tony Bassan
2001-02	Justin Willee	Peter Smith	Peter Smith
2002-03	Danny Terzini	-	William Lai
2003-04	Sandro Capocchi	Heath Jones	Dino Sapuppo
2004-05	Sandro Capocchi	Mark Schuliga	John Talone
2005-06	Ben Thomas	Murray Walker	Danny Terzini
2006-07	-	Dino Sapuppo	Peter Smith
2007-08	-	-	James Rawlinson
2008-09	Sandro Capocchi	John O'Brien	Peter Golding
2009-10	George Pearson	George Loh	Channa DeSilva
2010-11	Darren Nagle	-	Stephen Ward
2011-12	-	Dean Jukic	Michael Klomp
2012-13	-	George Loh	George Pearson/Pardeep Singh
2013-14	-	George Loh	Michael Ozbun
2014-15	Anas Ijaz	James Holt	Michael Ozbun
2015-16	Peter O'Kane	Brett Curran	Paul Hobbs
2016-17	Dean Jukic	Jesse Felle	Peter Golding
2017-18	Nathaniel Wolland	Jesse Felle	Peter Golding
2018-19	Dean Lawson	Mark Gauci	Joshua Norsetter

Members of the victorious Sixths milestone team: Back. L-R: Abraham White, Sam Carbone, Nick Brelis, Brendan "Jonty" Rhodes, Money Gogia, Raju Kandel, Michael Cumbo, Manu Singh. Front: Milestone players Mark Grenville (century) and Joshua Norsetter (50 games).



Fourth Eleven

	Batting	Bowling	Fielding	
1982-83	Brian Hallett	Andrew Syme	Michael O'Keefe	
1983-84	Laurie Mayne	Frank Caruso	Tony Coslovich	
1984-85	Dale Ward	Jim McKenzie	Tony Ward	(Premiers)
1985-86	-	-	-	
1986-87	Laurie Mayne	Wayne Nicol	Jeff Nicol	
1987-88	Peter Gardiner	Michael Intagliata	-	
1988-89	Gary Johnson	Gary Pellis	-	
1989-90	Ray Storey	Gary Johnson	-	
1990-91	Laurie Mayne	Peter Gardiner	Michael Bevis	
1991-92	Laurie Mayne	Doug McLaggan	-	
1992-93	Ray Storey	Des Purcell	-	
1993-94	Ray Storey	Peter Gardiner	Michael Bevis	
1994-95	Ray Storey	Doug McLaggan	-	
1995-96	Stewart Storey	Eddie Nott	-	
1996-97	Ross Larobina	Mario Tenace	Richie Cudmore	
1997-98	Mario Tenace	Adrian Luvara	Craig Rule	
1998-99	Allan Bourke	Joe Ansaldo	Allan Bourke	
1999-00	Mark Gauci	Mark Schuliga	John Sadler	
2000-01	Mark Schuliga	Joe Ansaldo	Chris Wright	
2001-02	Shane Golds	Ricky Bell	William Lai	
2002-03	Shane Golds	-	Allan Cumming	
2003-04	John Talone	-	Allan Cumming	
2004-05	-	Jesse Felle	James Clarke	
2005-06	-	-	Paul Hedjes	
2006-07	Rahul Sharma	Jesse Felle	Nigel Walker	
2007-08	-	-	Peter Chiera/William Lai	
2008-09	Justin Willee	Kevin Gardiner	Justin Willee	
2009-10	Brett Curran	Norm Wright	Alan Harry	
2010-11	Dean Lawson	Kevin Gardiner	Steven Ball	
2011-12	Ian Denny	Kevin Gardiner	Darren Nagle	
2012-13	Dean Lawson	Steven Herbert	Paul Hobbs	
2013-14	Sean O'Kane	Sean O'Kane	Sean O'Kane	
2014-15	Steven Nickelson	Paul Nicol	Allan Cumming/Mark Cini	
2015-16	Mark Gauci	Jesse Felle	Peter Golding	
2016-17	Sam Carbone	Sunny Singh	Corey Brock	
2017-18	Shane McDonald	Joshua Norsetter	Joshua Norsetter	
2018-19	Jeremy Davey	Luca Nimorakiotakis	Joshua Norsetter	



Some of the winners from our MVP/Fieldlow vote count night:

L-R Mark Gauci, Paddy Shelton, Daniel Comande, Jim Polonidis, Cassidy Box and Jack Newman.

Fifth Eleven (No 5th Eleven between seasons 1993-94 to 2002-03)

	Batting	Bowling	Fielding
1991-92	Warwick Knill	Jeff Nicol	-
1992-93	Darren Caton	Jeff Nicol	-
2003-04	-	Steven Ball	Steven Ball
2004-05	-	Luke Ryan	Robert Ryan
2005-06	Steve Bonfa	-	Liam Brown
2006-07	Steve Bonfa	Jesse Nankivell-Sandor	Phill King
2007-08	Sandro Capocchi	Kevin Gardiner	Phill King
2008-09	Simon Payton	-	Luke Malone
2009-10	Tom King	Peter Smith	John Talone
2010-11	Dean Jukic	Dean Jukic	Chris O'Haire
2011-12	-	-	Beau Velona
2012-13	Jacob de Niese	-	Bryce Peter-Budge
2013-14	Ian Denny	James Holt	Charles Aitken
2014-15	Danny Terzini	Pat Taylor	Shaun Rayment
2015-16	Neil King	Peter Smith	Shaun Rayment
2016-17	Geoff Smith	Geoff Smith	Allan Cumming
2017-18	Damien Clarke	-	Allan Cumming
2018-19	Jesse O'Grady	Charlie Jackson	Paddy Shelton

Sixth Eleven

	Batting	Bowling	Fielding
2004-05	Steven Ball	Steven Ball	Peter Fenaughty
2005-06	Steven Ball	Steven Ball	Shane Comino
2006-07	Domenic Chiera	Domenic Chiera	Callum MacGregor
2007-08	Dean Lawson	Antony Sherer	Paul Hobbs
2008-09	Alan Harry	Mark Madden	Steven Ball
2009-10	-	James Thorneycroft	Phill King
2010-11	John Talone	Tim Fisher	Stephen Tassos
2011-12	Danny Terzini	Pat Taylor	Jackson Clarke/Ashley Krollig
2012-13	-	-	Michael Ozburn
2013-14	Mark Cini	Jesse Felle	Sam Carbone (Premiers)
2014-15	Sam Carbone	Kevin Gardiner	Sean O'Kane/Sam Carbone (Premiers)
2015-16	Liam Farrell	Shane Chalmers	Grahame McCulloch
2016-17	Liam Shaw	Liam Farrell	Liam Shaw
2017-18	Dominic Rettino	Nick Brellis	Dominic Rettino/Dylan Jamieson
2018-19	Sam Carbone	Pat Taylor	Shaun Rayment

Peter Smith's 200th game - played in the Sevenths.
 L-R: Back - Nigel Cowan, Michael Ozburn, Ben Thomas, Matthew Esmore, Shivantha Kumara, Dishnaka Manoj, Stephen Esmore, Jim Polonidis.
 Front - Peter Smith is flanked by nephew Lachlan and brother Geoff.



28 **Batting, Bowling and Fielding Award Winners**

Seventh Eleven

	Batting	Bowling	Fielding
2005-06	<i>Matt Gauci</i>	<i>Paul Comino</i>	<i>William Lai</i>
2006-07	<i>Simon Payton</i>	-	<i>Simon Payton</i>
2007-08	-	-	<i>Shaun Rayment</i>
2008-09	<i>George Loh</i>	-	<i>Tom Aitken</i>
2009-10	<i>Rahul Sharma</i>	<i>Greg Nicol</i>	<i>Luke Marinelli</i>
2010-11	-	<i>John Brelis</i>	<i>Tom Aitken</i>
2011-12	-	-	<i>Shaun Rayment</i>
2012-13	<i>Danny Terzini</i>	<i>Jesse Felle</i>	<i>Tom Aitken</i>
2013-14	-	-	<i>Allan Cumming</i>
2014-15	<i>Neil King</i>	-	<i>Vishal Chopra</i>
2017-18	<i>James Wolfenden</i>	<i>Peter Smith</i>	<i>Daniel Comande</i>

Eighth Eleven

	Batting	Bowling	Fielding
2006-07	<i>Dean Lawson</i>	<i>Sam O'Brien</i>	<i>Paul Hobbs</i>
2007-08	<i>Sean O'Kane</i>	-	<i>John Brelis</i>
2008-09	-	-	<i>Peter Bonfa</i>
2009-10	<i>Team withdrawn after Round 2 - loss of ground</i>		
2010-11	-	<i>Tim Ryan</i>	<i>Tim Ryan</i>
2011-12	-	<i>Tim Ryan</i>	<i>Matt Esmore</i>
2012-13	<i>Sean O'Kane</i>	<i>Joe Ansaldo</i>	<i>Nathan Miller/Shaun Rayment</i>

Ninth Eleven

	Batting	Bowling	Fielding
2007-08	-	-	<i>Jason Dolezal-May</i>
2008-09	-	-	<i>Mitchell O'Meara</i>
2009-10	-	-	<i>Paul Comino</i>
2010-11	<i>Sunny Sharma</i>	<i>Sunny Sharma</i>	<i>Beau Velona</i>

Tenth Eleven

	Batting	Bowling	Fielding
2008-09	<i>Glenn Perussich</i>	-	<i>Dave Hutchison</i>
2009-10	<i>Dave Hutchison</i>	<i>Glenn Perussich</i>	<i>Daniel Gorham</i>
2010-11	<i>Team withdrawn after Round 4</i>		

Winter Cricket Competition (Black) First Eleven

	Batting	Bowling	Fielding
2013	Matt Thomas	Umar Farooq	Michael Ozbun
2014	Matt Thomas	Adam Patchell	Peter Golding
2015	Amandeep Singh	Nate Wolland	Gaurav Malhotra
2016	Kern Kapoor	Neil King	Michael Ozbun
2017	Matt Esmore	Chris Pollock	Anthony Cafari/Michael Ozbun
2018	Akshat Sehgal	Kern Kapoor	Richard Zammit

Winter Cricket Competition (White) Second Eleven

	Batting	Bowling	Fielding
2016	Channa DeSilva	Cameron Morris	Cameron Morris
2017	Dwayne Barker	Neil King	Jordon McDonald

Women's First Eleven

	Batting	Bowling	Fielding
2007-08	Kim Johnston	Sam Lawson	Tien Polonidis
2008-09	Kim Johnston	Sam Lawson	Natalie Demarte
2009-10	Tien Polonidis	Tien Polonidis	Tien Polonidis
2010-11	Natalie Demarte	Tracy Armstrong	Clare Ardern

Women's Second Eleven

	Batting	Bowling	Fielding
2008-09	Sam Marr	Nicole McLachlan	Clare Ardern
2009-10	Natalie Demarte	Tracy Armstrong	Elizabeth Marr



Here's the Round 1 team which set us on our winning ways at the Barooga Masters Tournament. L-R: Michael Cumbo, Allan Cumming, Amit Chaudhary, Peter Golding, Tony Gleeson, Daniel Phillips, Mark Gauci, Sean O'Kane, Adam Chapple, Travis Gow and Justin Maley.

30 Designated Tournament games

Barooga Masters Over 35s tournament 2019

Moonee Valley official team

Player	Games	Runs	Compl. inngs	Bat Ave	100s	High score	Catches	Wick ct/st	Ducks	Overs	Maidens	Wkts	Runs agst	Bowl Ave	Best
Chapple, Adam	3	69	2	34.50	-	35no	-	-	1	10.0	0	2	62	31.00	1/15
Chaudhary, Amit	1	36	0	-	-	36no	-	-	-	7.0	1	1	22	22.00	1/22
Courts, Glen	2	35	1	35.00	-	27no	2	-	-	12.0	0	2	52	26.00	1/21
Cumbo, Michael	3	51	2	25.50	-	31	-	-	-	-	-	-	-	-	-
Cumming, Allan	3	66	1	66.00	-	37no	1	-	-	-	-	-	-	-	-
Dimble, Matt	2	26	2	13.00	-	13	-	-	-	14.0	0	5	71	14.20	3/44
Gauci, Mark	3	29	1	29.00	-	23	1	-	-	15.0	0	4	82	20.50	3/18
Gleeson, Tony	3	61	2	30.50	-	37no	-	-	-	8.2	0	4	64	16.00	4/38
Golding, Peter	3	2	1	2.00	-	2	-	4	-	-	-	-	-	-	-
Gow, Travis	3	37	3	12.33	-	26	2	-	-	4.3	0	3	17	5.66	2/9
Maley, Justin	1	38	0	-	-	38no	-	-	-	6.0	0	1	38	38.00	1/38
O'Kane, Sean	3	34	0	-	-	30no	-	-	-	17.0	0	7	104	14.85	5/33
Phillips, Daniel	3	58	2	29.00	-	31no	-	-	-	7.0	0	0	45	-	0/19

* The tournament was held January 14-17, 2019 at Barooga, NSW, and was Moonee Valley's sixth year participating.

These statistics are included in our all-time statistics, as allowed by our Bylaws.

The Committee considered these games and ratified them for inclusion as official all-time games.

They meet the criteria of being played under rules and conditions similar to those of our regular season, such as one-day grade rules.

They were also considered to be legitimate games played in a competitive manner with players performing to the best of their ability,

and were played under the Moonee Valley Cricket Club name and by players wearing our uniform and cap.



Above: Daniel Phillips with the winning Shield and the winning prizemoney from the Barooga 2019 Masters Tournament.

31 Barooga - the road to the Trophy

Barooga Masters Over 35s tournament 2014-2019 combined stats, leading up to the championship win in 2019

Player	Games	Runs	Compl. inngs	Bat Ave	100s	High score	Cat- ches	Wick ct/st	Ducks	Overs	Mai- dens	Wkts	Runs agst	Bowl Ave	Best
Aiyappan, Rajan	3	67	2	33.50	-	32no	-	-	0	8.0	0	3	44	14.66	3/25
Albert, Chris	3	9	1	9.00	-	6no	-	-	0	-	0	0	-	-	-
Brooks, Jason	2	32	2	16.00	-	29	2	-	0	2.0	0	0	19	-	0/19
Chapple, Adam	3	69	2	34.50	-	35no	-	-	1	10.0	0	2	62	31.00	1/15
Chaudhary, Amit	4	167	1	167.00	-	66no	-	-	0	20.0	3	4	76	19.00	2/29
Courts, Glen	5	133	3	44.33	-	42no	2	6	0	17.0	0	2	72	36.00	1/21
Cumbo, Michael	5	77	2	38.50	-	31	-	-	0	-	0	0	-	-	-
Cumming, Allan	13	96	10	9.60	-	37no	2	2	3	8.0	0	2	65	32.50	1/1
Dimble, Matt	3	67	2	33.50	-	41no	-	2	0	14.0	0	5	71	14.20	3/44
Eden, Tony	1	1	1	1.00	-	1	-	-	0	-	0	0	-	-	-
Eden, Troy	3	84	1	84.00	-	42no	1	-	1	13.0	1	4	50	12.50	2/13
Fairclough, Ryan	1	1	1	1.00	-	1	-	-	0	2.0	0	0	13	-	0/13
Furlong, Brian	3	29	3	9.66	-	17	-	-	1	7.0	0	0	45	-	0/6
Gauci, Mark	18	404	11	36.72	-	61no	4	-	1	64.0	5	18	288	16.00	4/14
Gleeson, Tony	10	154	6	25.66	-	44	2	-	0	38.1	1	16	222	13.87	4/17
Golding, Peter	3	2	1	2.00	-	2	-	4	0	-	0	0	-	-	-
Gow, Travis	5	63	5	12.60	-	26	5	-	0	8.3	0	5	41	8.20	2/9
Hadfield, Dale	3	43	2	21.50	-	23no	-	2	1	2.0	0	0	25	-	0/25
Harding, Kane	1	2	1	2.00	-	2	-	-	0	3.0	0	0	16	-	0/16
Holt, James	3	3	2	1.50	-	3	-	-	1	6.0	0	2	50	25.00	1/21
Hood, Shannon	1	11	1	11.00	-	11	-	-	0	2.0	0	0	18	-	0/18
Iannucci, Vince	1	6	1	6.00	-	6	-	-	0	6.0	1	1	21	21.00	1/21
Jukic, Dean	12	149	9	16.55	-	38	1	-	2	46.0	0	13	230	17.69	4/20
King, Neil	13	261	6	43.50	-	77no	3	-	0	17.0	0	4	136	34.00	1/12
Maley, Justin	1	38	0	-	-	38no	-	-	0	6.0	0	1	38	38.00	1/38
Noble, Anton	1	20	0	-	-	20no	-	-	0	5.0	0	1	15	15.00	1/15
Noonan, Jason	2	4	2	2.00	-	3	-	-	0	6.0	0	1	36	36.00	1/15
O'Kane, Mark	1	11	1	11.00	-	11	-	-	0	2.0	0	0	6	-	0/6
O'Kane, Peter	1	16	1	16.00	-	16	-	-	0	-	0	0	-	-	-
O'Kane, Sean	16	288	13	22.15	-	47	9	-	1	55.0	0	17	314	18.47	5/33
Oliver, Ranji	1	35	0	-	-	35no	-	1	0	3.0	0	0	17	-	0/17
Ozbun, Michael	2	3	2	1.50	-	2	-	-	0	-	0	0	-	-	-
Patchell, Adam	6	53	6	8.83	-	17	-	-	1	22.0	0	2	133	66.50	2/20
Phillips, Daniel	18	289	15	19.26	-	75no	1	-	0	57.0	2	13	349	26.84	3/12
Polonidis, Jim	4	39	3	13.00	-	34no	-	-	2	10.0	1	2	34	17.00	2/4
Pridham, Craig	2	19	2	9.50	-	14	1	-	0	6.0	0	5	25	5.00	3/3
Smales, Steve	2	3	2	1.50	-	2	-	-	0	2.0	0	0	14	-	0/14
Sutton, Wes	1	0	0	-	-	-	1	-	0	7.0	0	1	43	43.00	1/43
Thornton, Simon	3	6	2	3.00	-	6	1	-	1	8.0	1	0	46	-	0/22
Twite, Kel	2	9	2	4.50	-	8	-	2	0	-	0	0	-	-	-
Walker, Graeme	10	37	6	6.16	-	20no	1	-	1	2.0	0	1	9	9.00	1/4
Wolland, Nate	4	44	3	14.66	-	28	1	-	0	20.0	1	4	95	23.75	2/25

32 Moonee Valley Premierships

1971-72	First Eleven	NWCA D Grade
1974-75	First Eleven	NWCA C Grade
1977-78	Second Eleven	NWCA E Grade
1978-79	First Eleven	NWCA C Grade
1980-81	Second Eleven	NWCA C Grade
1982-83	First Eleven	NWCA Luscombe Shield
1983-84	Second Eleven	NWCA C Grade
1984-85	Fourth Eleven	NWCA E Grade
1988-89	First Eleven	NWCA Luscombe Shield
1991-92	First Eleven	NWCA Luscombe Shield
1992-93	First Eleven	NWCA Luscombe Shield
1995-96	First Eleven	NWCA Luscombe Shield
1996-97	First Eleven	NWCA Luscombe Shield
1997-98	First Eleven	NWCA Luscombe Shield
1998-99	Third Eleven	MMVCA C Matting
2000-01	First Eleven	MMVCA A Turf
2003-04	Under 14 Girls	NWCA Under 14 Girls
2004-05	Under 14 Firsts	NWCA Under 14 C Grade
2005-06	Under 12 Fourth	NWCA Under 12 G Grade
2006-07	Under 16s	NWCA Under 16 C Grade
"	Under 12 Fourth	NWCA Under 12 H Grade
2007-08	Under 14 Thirds	NWCA Under 14 F Grade
"	Under 12 Seconds	NWCA Under 12 D Grade
"	Under 12 Thirds	NWCA Under 12 G Grade
2008-09	Under 14 Seconds	NWCA Under 14 D Grade
"	Moonee Valley	NWCA Twenty20 competition
2009-10	First Eleven	VTCA North A1
"	Second Eleven	VTCA North A2
"	Under 16 Seconds	NWCA Under 16 E Grade
"	Under 12 Thirds	NWCA Under 12 D Grade
"	Moonee Valley	NWCA Twenty20 competition
2011-12	Under 12s	NWMCA Under 12 C Grade
2013-14	Sixth Eleven	NWMCA Barron Shield (8th Grade)
2014-15	Second Eleven	VTCA North B2
2014-15	Sixth Eleven	NWMCA Barron Shield (8th Grade)
2017-18	Under 14 Seconds	NWMCA U14 Friday 3 Grade



The Sixths didn't have a settled line-up for the season, but still acquitted themselves well in losing their final.

L-R: Back - Doug Cumming, Peter Smith, Brendan Rhodes, Sam Carbone, Tomas Morrissy and Danny Terzini.

Front - John Petropoulos, Pat Taylor and Nick Taylor.

Premiership Players

8	<i>Michael Harvey</i>	<i>Darren Nagle</i>		
7	<i>Ian Denny</i>	<i>Greg Meyers</i>	<i>Warwick Nolan</i>	
6	<i>Greg Peters</i>			
5	<i>Sandro Capocchi</i>	<i>Gary Irons</i>	<i>Ray Storey</i>	
4	<i>Peter Gardiner</i>	<i>Bill Nagel</i>	<i>Terry Nagle</i>	
3	<i>Robert Corollo</i> <i>Colin Netherclift</i>	<i>Bill Loughron</i> <i>Jim Polonidis</i>	<i>Laurie Mayne</i> <i>Ian Sutherland</i>	<i>Rod McLeod</i> <i>Paul Wood</i>
2	<i>Craig Brown</i> <i>Kevin Gardiner</i> <i>Dean Jukic</i> <i>Geoff McKeown</i> <i>Sean O'Kane</i> <i>David Talbot</i> <i>Shane Westlow</i>	<i>Sam Carbone</i> <i>Mark Gauci</i> <i>Robert Lamberti</i> <i>Ken McLeod</i> <i>Brian O'Reilly</i> <i>John Talone</i>	<i>Charlie Distefano</i> <i>Matt Gauci</i> <i>Steve Marshall</i> <i>Keith McManamny</i> <i>Lou Raffaele</i> <i>Ben Thomas</i>	<i>Marty Egan</i> <i>Peter Golding</i> <i>Jim McKenzie</i> <i>Paul Nicol</i> <i>Richard Reddish</i> <i>Mark Wakeling</i>
1	<i>Rajan Aiyappan</i> <i>John Bentivoglio</i> <i>Peter Boulouxis</i> <i>Frank Cano</i> <i>Mark Cini</i> <i>Michael Cumbo</i> <i>Channa DeSilva</i> <i>Michael Elliott</i> <i>Tony Gleeson</i> <i>Kane Harding</i> <i>Joe Hoseman</i> <i>Brett Lewis</i> <i>Tom King</i> <i>Jack Newman</i> <i>Adam Patchell</i> <i>Daniel Phillips</i> <i>Craig Pridham</i> <i>Shaun Rayment</i> <i>Dino Sapuppo</i> <i>David Storey</i> <i>Danny Terzini</i> <i>Todd Trimble</i>	<i>Steve Allan</i> <i>Peter Bevis</i> <i>David Callendar</i> <i>Frank Caruso</i> <i>Graeme Cornwill</i> <i>Brett Curran</i> <i>Robert Doyle</i> <i>Jesse Felle</i> <i>Shane Golds</i> <i>Neil Henderson</i> <i>Michael Intagliata</i> <i>John Lopes</i> <i>Dean Lawson</i> <i>Jim Noonan</i> <i>Arosha Perera</i> <i>Fred Phillips</i> <i>Craig Purcell</i> <i>Craig Rule</i> <i>Bob Sciacchitano</i> <i>Jim Stuart</i> <i>Matt Thomas</i> <i>Andrew Walker</i>	<i>Joe Ansaldo</i> <i>Michael Blangiardo</i> <i>Dean Campbell</i> <i>Amit Chaudhary</i> <i>Ross Cornwill</i> <i>Tony Darvill</i> <i>Gary Dudderidge</i> <i>Pat Felmingham</i> <i>Alex Gorham</i> <i>Paul Hobbs</i> <i>Craig Ion</i> <i>Joshua Maginness</i> <i>Scott McLeod</i> <i>Peter O'Kane</i> <i>Jude Perera</i> <i>Shane Phillips</i> <i>Dushan Raveendrakumar</i> <i>David Ryan</i> <i>Geoff Serong</i> <i>Alan Sutherland</i> <i>Geoff Thompson</i> <i>Murray Walker</i>	<i>Rex Bennett</i> <i>Evan Blythe</i> <i>Garry Campbell</i> <i>Roger Chitty</i> <i>Glen Courts</i> <i>Peter Dawkins</i> <i>Paul Edwards</i> <i>Bede Gannon</i> <i>Brian Hallett</i> <i>James Holt</i> <i>David Jolley</i> <i>Peter McGuirk</i> <i>Steve Neville</i> <i>Peter Ornsby</i> <i>Bryce Peter-Budge</i> <i>Ian Potter</i> <i>Greg Schulz</i> <i>Chris Stafford</i> <i>Pat Taylor</i> <i>Simon Thornton</i> <i>Dale Ward</i>

*(Twenty20 premierships not included)

<i>First Eleven</i>	<i>Jack Newman</i>
<i>Second Eleven</i>	<i>Jim Polonidis</i>
<i>Third Eleven</i>	<i>Mark Gauci, Dean Lawson</i>
<i>Fourth Eleven</i>	<i>Joshua Norsetter</i>
<i>Fifth Eleven</i>	<i>Cassidy Box</i>
<i>Sixth Eleven</i>	<i>Sam Carbone</i>
<i>Winter Comp 1sts 2018</i>	<i>Matthew Esmore</i>

MVP - past winners

	2017/18	2016/17	2015/16	2014/15	2013/14	2012/13
First Eleven	Chanaka Silva	Rajan Aiyappan	Nadeera Thuppahi/ Chanaka Silva	Matt Thomas	Kris Garland	Ihtisham Uddin
Second Eleven	Jim Polonidis	Jim Polonidis	Mark Gauci	Channa DeSilva	Simon Thornton	Muhammad Maaz
Third Eleven	Matthew Esmore	Jesse Felle	Mark Gauci	Saad Hussain	George Loh	Peter O'Kane
Fourth Eleven	Simon Thornton	Kevin Gardiner/Shane McDonald	Matt Esmore	J. Nankivell-Sandor	Dean Jukic	Paul Hobbs
Fifth Eleven	Danny Terzini	Geoff Smith	Danny Terzini	Danny Terzini	Ian Denny	Jacob de Niese
Sixth Eleven	Liam Farrell	Samuel Fontana	Shane Chalmers	Kevin Gardiner	Danny Terzini	Daniel Caligiuri
Seventh Eleven	Mark Gauci	-	-	Shane Chalmers	John Petropoulos	Jesse Felle
Eighth Eleven	-	-	-	-	-	Joe Ansaldo
Winter Comp 1sts	Matt Esmore	Matt Esmore	Ben Thomas (2016)	Amandeep Singh/Ben Thomas (2015)	Kern Kapoor (2014)	Kern Kapoor (2013)
Winter Comp 2nds	-	Jordon McDonald	Jayden Schwarze	-	-	-
	2011/12	2010/11	2009/10			
First Eleven	Amit Chaudhary	Chris Stafford	Amit Chaudhary			
Second Eleven	Sam Coventry-Poole	Simon Thornton	*Evan Byrme/Lou Katt-aele/Simon Thornton			
Third Eleven	Dean Jukic	Darren Nagle	*Mark Cini/George Loh/ George Pearson/Sam O'Brien			
Fourth Eleven	Darren Nagle	Dean Lawson	Steven Ball			
Fifth Eleven	Umar Farooq	Dean Jukic	Peter Smith			
Sixth Eleven	Steven Bonfa	Pat Taylor	James Thorneycroft			
Seventh Eleven	Bob Sciacchitano	John Brelis	Rahul Sunny Sharma			
Eighth Eleven	Tim Ryan	Tim Ryan	-			
Ninth Eleven	-	Rahul Sunny Sharma	Pat Russell			
Tenth Eleven	-		Glenn Perussich			
Women's 1st Eleven		Tracy Armstrong	Tien Ha			
Women's 2nd Eleven		-	Sam Marr			

* Tie

First Eleven debuts past 16 years

35

Player	Debut	Order	Player	Debut	Order
Damien Clarke	2018/19 Round 13	1	David Roach	2009/10 Round 1	63
Stephen Ward	2018/19 Round 9	2	Peter O'Kane	2008/09 Round 9	64
Jeet Shah	2018/19 Round 8	3	Sean O'Kane	2008/09 Round 8	65
Krish Kanchan	2018/19 Round 8	4	Kane Harding	2008/09 Round 4	66
Michael Ozbun	2018/19 Round 6	5	Nick Puccio	2008/09 Round 3	67
Joshua Gorry	2018/19 Round 6	6	Bede Gannon	2008/09 Round 2	68
Shiraz Badurdeen	2018/19 Round 5	7	Amit Chaudhary	2008/09 Round 2	69
Peter Golding	2018/19 Round 2	8	Robert Ball	2007/08 Round 10	70
Shiwantha Kumara	2018/19 Round 2	9	Ben Thomas	2007/08 Round 10	71
Mark Grenville	2018/19 Round 2	10	Sunny Sharma	2007/08 Round 5	72
Dishnaka Manoj	2018/19 Round 2	11	Joshua Maginness	2007/08 Round 2	73
Stephen Esmore	2017/18 Round 10	12	Joe Carroll	2007/08 Round 1	74
Nigel Cowan	2017/18 Round 6	13	Lou Raffaele	2007/08 Round 1	75
Luke Brock	2017/18 Round 3	14	Steven Gentilin	2007/08 Round 1	76
Sean Duckworth	2017/18 Round 3	15	Glenn Richmond	2007/08 Round 1	77
James Wolfenden	2017/18 Round 2	16	Daniel Bailey	2007/08 Round 1	78
Alex Davidson	2016/17 Round 12	17	Nick Launer	2007/08 Round 1	79
Jordon McDonald	2016/17 Rd 1 replay	18	Dino Sapuppo	2006/07 Round 11	80
Anthony Cafari	2016/17 Round 4	19	James Rawlinson	2006/07 Round 11	81
Dean Coxall	2016/17 Round 3	20	Wayne Nicol	2006/07 Round 7	82
Matthew Esmore	2015/16 Round 11	21	Heath Webb-Johnson	2006/07 Round 4	83
Liam Moloney	2015/16 Round 11	22	Iraklis Kolokithas	2006/07 Round 4	84
Chanaka Silva	2015/16 Round 4	23	Evan Blythe	2006/07 Round 4	85
Jack Newman	2015/16 Round 1	24	Bryce Peter-Budge	2006/07 Round 3	86
Chris Pollock	2015/16 Round 1	25	Ajith John	2006/07 Round 1	87
Anthony Riggio	2015/16 Round 1	26	Mark Forster	2006/07 Round 1	88
Nadeera Thuppahi	2015/16 Round 1	27	Rajan Aiyappan	2006/07 Round 1	89
Paul Bannister	2014/15 Round 14	28	Vikash Chand	2006/07 Round 1	90
Nate Wolland	2014/15 Round 1	29	Duncan Brown	2005/06 Round 11	91
Freddie Priestley	2014/15 Round 1	30	Joel Streete	2005/06 Round 11	92
Troy Eden	2014/15 Round 1	31	Tom King	2005/06 Round 9	93
Charles Bibby	2013/14 Round 11	32	Tim Fisher	2005/06 Round 6	94
Daniel Comande	2013/14 Round 10	33	Arosha Perera	2005/06 Round 3	95
Alistair Ferrier	2013/14 Round 10	34	Chris Stafford	2005/06 Round 3	96
Adam Patchell	2013/14 Round 3	35	Pat Felmingham	2005/06 Round 2	97
Murtaza Khaliq	2013/14 Round 2	36	Paresh Rathod	2005/06 Round 2	98
Mitchell Evans	2013/14 Round 1	37	Martin Collins	2004/05 Round 6	99
Bill Barber	2013/14 Round 1	38	Murray Walker	2004/05 Round 5	100
Blake Wood	2013/14 Round 1	39	Sam Wellard	2004/05 Round 1	101
Troy Smith	2012/13 Round 5	40	Narinder Bains	2004/05 Round 1	102
George Loh	2012/13 Round 4	41	Dale Hadfield	2004/05 Round 1	103
Adam Wilson	2012/13 Round 2	42	Tony Marasco	2003/04 Round 6	104
Stuart Rixon	2012/13 Round 2	43	Heath Jones	2003/04 Round 5	105
Khalid Hassan	2012/13 Round 2	44	Matthew Thomas	2003/04 Round 3	106
Muhammad Maaz	2012/13 Round 2	45	Geoff Smith	2003/04 Round 2	107
Shafi Hassan	2011/12 Round 10	46	William Mallory	2003/04 Round 2	108
Nasir Ahmed	2011/12 Round 7	47	Joe Bonfa	2003/04 Round 1	109
George Pearson	2011/12 Round 6	48			
Vic Hodge	2011/12 Round 1	49			
Luke Marinelli	2011/12 Round 1	50			
Trent Milne	2011/12 Round 1	51			
Peter Wright	2011/12 Round 1	52			
Channa DeSilva	2010/11 Round 11	53			
Surender Dayma	2010/11 Round 7	54			
Steve Nickelson	2010/11 Round 6	55			
Ihtisham Uddin	2010/11 Round 4	56			
Joel Wilford	2010/11 Round 3	57			
Kristian Garland	2010/11 Round 3	58			
Dushan Raveendrakumar	2009/10 GF	59			
Daniel Gauci	2009/10 Round 8	60			
Simon Thornton	2009/10 Round 5	61			
Craig Pridham	2009/10 Round 1	62			

The players below were listed in MyCricket/Results Vault for the first time in the years noted, but it is likely that they made their First Eleven debut in seasons earlier than first listed.

Their actual status need to be checked out via old records, etc.

Glen Courts 2004/05; Kerry Munday 2004/05; Daniel Phillips 2004/05; Mark Schulliga 2004/05; Steve Allan 2002/03; Rex Bennett 2002/03; Damien Bilsborow 2002/03; Sandro Capocchi 2002/03; Mark Cini 2002/03; Ian Denny 2002/03; Brett Fletcher 2002/03; Mark Gauci 2002/03; Matt Gauci 2002/03; Tony Gleeson 2002/03; Michael Harvey 2002/03; David Jolley 2002/03; Dean Jukic 2002/03; Geoff McKeown 2002/03; Darren Nagle 2002/03; Paul Nicol 2002/03; Jim Polonidis 2002/03; Rob Taylor 2002/03.

Century Makers

Peter Brear	218	Channa DeSilva	134	Glen Courts	115
Matt Gauci	211 *	Matt Thomas	133 *	Warwick Nolan	115
Nate Wolland	210 *	Neil Henderson	133	Tom Taylor	115
Dean Lawson	205 *	Ian Denny	132 *	Dale Ward	115
Glen Courts	177 *	Rod McLeod	132	Prateek Chaudhary	114 *
Shane Golds	175	Matt Thomas	131 *	Charlie Distefano	114
Michael Harvey	171	Robert Lamberti	131	Gary Dudderidge	114
Lou Raffaele	170	Mark Gauci	131	Ian Sutherland	114
Lou Raffaele	169	Geoff McKeown	130 *	Daniel Phillips	114
Ian Broadbent	165 *	Sam Carbone	130	Khalid Hassan	114
David Roach	164	Sean O'Kane	129	Amit Chaudhary	113 *
Craig McBean	161	Mark Gauci	128 *	Arosha Perera	113
Shane Golds	160	Liam Shaw	128 *	Danny Terzini	113
Patrick Felmingham	159	Warwick Nolan	127	Michael Harvey	113
Steve Battison	158	Matt Thomas	126	Robert Semmens	113
Dean Lawson	157	Darren Nagle	125	Michael Harvey	113
Arosha Perera	157	Ian Denny	125	Frankie Reitano	113
Alan Harry	155 *	Sandro Capocchi	124	Brendan Powell	113
Ian Denny	155 *	Sandro Capocchi	124	Sean O'Kane	113
Mark Gauci	155	Lou Raffaele	124	Joe Berto	113
Michael Harvey	155	Dean Lawson	124	Mario Tenace	112
Warwick Nolan	154 *	Allan Bourke	123 *	Laurie Mayne	112
Ian Denny	154	Fred Phillips	123 *	George Pearson	112
Ian Denny	153 *	Laurie Mayne	122 *	Dale Ward	111 *
James Harris	153 *	Bill Loughron	122 *	Sean O'Kane	111
Bill Nagel	152 *	Arosha Perera	122 *	Michael Harvey	111
Danny Terzini	152 *	Danny Fitzpatrick	122	Michael Harvey	111
Heath Webb-J'nson	151 *	Peter O'Kane	122	Heath Jones	111
Peter O'Kane	151 *	Trent Milne	121	Bill Nagel	111
Arosha Perera	150	Joe Berto	121	Ben Thomas	110 *
Steve Nickelson	149	Ian Denny	121	Steven Ball	110 *
David Jolley	148 *	Ian Denny	121	Sean O'Kane	110
Ray Storey	148 *	Robert Lamberti	121	Ian Denny	110
Ian Denny	146	Sean O'Kane	121	Ian Denny	110
Evan Blythe	145 *	Ian Denny	120 *	Warwick Nolan	109 *
Michael Harvey	145	Sam Coventry-Poole	120 *	Glen Courts	109
Lou Raffaele	145	Shane Golds	120	Ian Denny	109
Neil Henderson	144	Danny Terzini	120	Glenn Eismontas	109
Eddie Nott	144	Shane Williams	120	Danny Fitzpatrick	109
Sandro Capocchi	144	Sandro Capocchi	120	Arosha Perera	109
Shane Williams	142	Rajan Aiyappan	119 *	Ian Denny	108 *
Chanaka Silva	142	Pat Felmingham	119	Greg Meyers	108 *
Ian Denny	140	Warwick Nolan	119	Geoff McKeown	108 *
Ian Denny	139 *	Warwick Nolan	119	Sandro Capocchi	108
Mark Gauci	139	Sam Carbone	119	Ian Denny	108
Darren Nagle	139	Sean O'Kane	118 *	Michael Harvey	108
Charlie Gila	138	Peter Boulouxis	118	Ihtisham Uddin	108
Grant Moore	138	Charles Bibby	118	Glen Courts	107
Nadeera Thuppahi	138	Warwick Nolan	117 *	Mark Gauci	107
Geoff Serong	138	Rod McLeod	117 *	Dale Hadfield	107
Neil Henderson	137	Jim Polondis	117 *	Michael Harvey	107
Paul Edwards	137	Michael Harvey	117	Greg Peters	107
Ian Denny	136 *	Alan Hughes	117	Bryce Peter-Budge	107
Shane Golds	136 *	Bill Loughron	117	Sandro Capocchi	106 *
Sandro Capocchi	136	Mark Schuliga	117	Arosha Perera	106 *
Warwick Nolan	136	Michael Cumbo	117	Ian Denny	106
Arosha Perera	136	Bill Nagel	116	Mark Gauci	106
Warwick Nolan	134	Peter Boulouxis	115	Matt Gauci	106

Century Makers (2)

<i>David Jolley</i>	106	<i>Wayne Nicol</i>	103	<i>Ian Sutherland</i>	100 *
<i>Mark Gauci</i>	106	<i>Sam Carbone</i>	103	<i>Dominic Aloï</i>	100 *
<i>Steven Ball</i>	105 *	<i>Danny Fitzpatrick</i>	102 *	<i>Mario Tenace</i>	100 *
<i>Warwick Nolan</i>	105 *	<i>Tony Darvill</i>	102 *	<i>Mario Tenace</i>	100 *
<i>Mark Cini</i>	105 *	<i>Sandro Capocchi</i>	102 *	<i>Lou Raffaele</i>	100 *
<i>Liam Shaw</i>	105 *	<i>Ian Denny</i>	102 *	<i>Vikash Chand</i>	100 *
<i>Joshua Gorry</i>	105 *	<i>Channa DeSilva</i>	102 *	<i>Darren Caton</i>	100 *
<i>Mark Gauci</i>	105	<i>John Walter</i>	102 *	<i>Ian Broadbent</i>	100 *
<i>Robert Lamberti</i>	105	<i>Mark Grenville</i>	102 *	<i>Dean Jukic</i>	100 *
<i>Sean O'Kane</i>	105	<i>Mark Gauci</i>	102 *	<i>Nadeera Thuppahi</i>	100 *
<i>Michael Harvey</i>	104 *	<i>Mark Gauci</i>	102	<i>Trent Milne</i>	100 *
<i>Adrian Luvara</i>	104 *	<i>Alan Sutherland</i>	102	<i>Daniel Caligiuri</i>	100 *
<i>Bill Nagel</i>	104 *	<i>Danny Terzini</i>	102	<i>Ian Denny</i>	100 *
<i>Warwick Nolan</i>	104 *	<i>Andrew Walker</i>	102	<i>Peter Rogan</i>	100 *
<i>Sam Carbone</i>	104 *	<i>Norm Wright</i>	102	<i>Laurie Mayne</i>	100 *
<i>Warwick Nolan</i>	104 *	<i>Bill Loughron</i>	102	<i>Darren Nagle</i>	100 *
<i>Daniel Comande</i>	104 *	<i>Joel Wilford</i>	102	<i>Ross Larobina</i>	100 *
<i>Joe Reitano</i>	104	<i>Ian Denny</i>	102	<i>Bill Loughron</i>	100 *
<i>Neil Henderson</i>	104	<i>Sunny Sharma</i>	102	<i>Jamie Howard</i>	100 *
<i>Dean Jukic</i>	104	<i>Sandro Capocchi</i>	101 *	<i>Liam Shaw</i>	100 *
<i>Matt Gauci</i>	104	<i>Ben Thomas</i>	101 *	<i>Michael Harvey</i>	100 *
<i>David Caccamo</i>	104	<i>Sean O'Kane</i>	101 *	<i>Liam Farrell</i>	100 *
<i>Sean O'Kane</i>	104	<i>Mark Gauci</i>	101 *	<i>Shiwantha Kumara</i>	100 *
<i>Damien Clarke</i>	104	<i>Ihtisham Uddin</i>	101 *	<i>Brendan Rhodes</i>	100 *
<i>Darren Nagle</i>	103 *	<i>Peter O'Kane</i>	101 *	<i>Michael Harvey</i>	100
<i>Allan Bourke</i>	103 *	<i>Anthony Riggio</i>	101 *	<i>Michael Harvey</i>	100
<i>James Wolfenden</i>	103 *	<i>Jesse O'Grady</i>	101 *	<i>Michael Harvey</i>	100
<i>Dominic Rettino</i>	103 *	<i>Michael Harvey</i>	101	<i>Ray Storey</i>	100
<i>Jesse O'Grady</i>	103 *	<i>Nick Launer</i>	101	<i>Ian Denny</i>	100
<i>Glen Courts</i>	103	<i>Ian Denny</i>	101	<i>Arosha Perera</i>	100
<i>Danny Terzini</i>	103	<i>Bill Loughron</i>	101	<i>Darren Caton</i>	100
<i>Darryl Elliott</i>	103	<i>George Pearson</i>	101	<i>Harvey Saward</i>	100
<i>Warwick Nolan</i>	103	<i>Tony Gleeson</i>	100 *	<i>Laurie Mayne</i>	100



Celebrating the 2014/15 Sixths Premiership with a weekend reunion at Queenscliff. L-R: Sam Carbone, Dean Jukic, Mark Gauci, Kevin Gardiner, Brett Curran, John Talone, Norm Wright, Paul Hobbs, Charlie Walker, Dean Lawson and Sean O'Kane.

Most Centuries

<i>Ian Denny</i>	23	<i>Glen Courts</i>	5	<i>Bill Nagel</i>	4
<i>Michael Harvey</i>	16	<i>Bill Loughron</i>	5	<i>Shane Golds</i>	4
<i>Warwick Nolan</i>	13	<i>Lou Raffaele</i>	5	<i>Sam Carbone</i>	4
<i>Mark Gauci</i>	11	<i>Danny Terzini</i>	5		
<i>Sandro Capocchi</i>	9	<i>Darren Nagle</i>	4		
<i>Sean O'Kane</i>	9	<i>Neil Henderson</i>	4		
<i>Arosha Perera</i>	8	<i>Laurie Mayne</i>	4		

A Century on Debut

<i>Warwick Nolan</i>	127	<i>First Eleven</i>	vs	<i>Coolaroo</i>	1981-82
<i>Bill Loughron</i>	100 *	<i>First Eleven</i>	vs	<i>St. Christophers</i>	1991-92
<i>David Roach</i>	164	<i>First Eleven</i>	vs	<i>Avondale Heights</i>	2009-10
<i>James Wolfenden</i>	103 *	<i>Seventh Eleven</i>	vs	<i>Singh Sabha</i>	2017-18
<i>Shiwantha Kumara</i>	101 *	<i>Seventh Eleven</i>	vs	<i>Jacana</i>	2018-19
<i>John Walter</i>	102 *	<i>Sixth Eleven</i>	vs	<i>Pascoe Vale Central</i>	2018-19

Three Consecutive Centuries

<i>Liam Shaw</i>	128 *	<i>Fifth Eleven</i>	vs	<i>Sunshine Heights</i>	2016-17
	100 *	<i>Sixth Eleven</i>	vs	<i>Pascoe Vale United</i>	2016-17
	105 *	<i>Sixth Eleven</i>	vs	<i>Ascot Vale</i>	2016-17

Consecutive Centuries

<i>Warwick Nolan</i>	103 *	<i>First Eleven</i>	vs	<i>Airport West</i>	1988-89
	115	<i>First Eleven</i>	vs	<i>Keilor Park</i>	1988-89
<i>Ian Denny</i>	139 *	<i>First Eleven</i>	vs	<i>Buckley Park</i>	1990-91
	108 *	<i>First Eleven</i>	vs	<i>Kealba Green Gully</i>	1990-91
<i>Sandro Capocchi</i>	101 *	<i>Second Eleven</i>	vs	<i>Hadfield</i>	1991-92
	106 *	<i>Second Eleven</i>	vs	<i>Buckley Park</i>	1991-92
<i>Shane Golds</i>	136 *	<i>Fourth Eleven</i>	vs	<i>St. Francis</i>	2001-02
	175	<i>Fourth Eleven</i>	vs	<i>Haig Amateurs</i>	2001-02
<i>Matt Thomas</i>	131 *	<i>Seventh Eleven</i>	vs	<i>Pascoe Vale</i>	2006-07
	126	<i>Second Eleven</i>	vs	<i>Tullamarine</i>	2006-07
<i>Arosha Perera</i>	157	<i>First Eleven</i>	vs	<i>Craigieburn</i>	2008-09
	109	<i>First Eleven</i>	vs	<i>Aberfeldie Park</i>	2008-09
<i>Dean Lawson</i>	124	<i>Sixth Eleven</i>	vs	<i>Sydenham-Hillside</i>	2008-09
	157	<i>Sixth Eleven</i>	vs	<i>Buckley Park</i>	2008-09
<i>Trent Milne</i>	121	<i>Fifth Eleven</i>	vs	<i>Avondale Heights</i>	2011-12
	100 *	<i>Eighth Eleven</i>	vs	<i>Royal Park Reds</i>	2011-12



Some of the crowd of more than 1000 who attended the official opening of our new Ormond Park pavilion.

First Eleven		Year	
1st	W. Nolan	B. Nagel	204 1982-83
2nd	G. Courts	D. Jolley	271 1999-00
3rd	G. Peters	R. Lamberti	204 1993-94
4th	B. Loughron	G. Courts	188 1999-00
5th	R. Aiyappan	P. Felmingham	178 2009-10
6th	I. Denny	B. Loughron	178 1991-92
7th	I. Denny	M. Harvey	187 2000-01
8th	S. Marshall	T. Nagle	107 1990-91
9th	P. Wood	C. Netherclift	86 1977-78
10th	K. McManamny	R. Corollo	78 1977-78

Fifth Eleven		Year	
1st	J. Talone	M. Cumbo	162 2007-08
2nd	L. Raffaele	J. Polonidis	167 2008-09
3rd	S. Payton	J. Talone	147 2007-08
4th	P. O'Kane	S. Carbone	185* 2014-15
5th	S. Payton	J. de Niese	157 2008-09
6th	J. McKenzie	S. Ball	146* 2003-04
7th	T. King	S. Ward	91 2010-11
8th	M. Cini	M. Cumbo	91* 2016-17
9th	I. Denny	S. Rayment	73 2014-15
10th	S. Fontana	N. Brelis	61 2018-19

Second Eleven		Year	
1st	D. Nagle	L. Raffaele	237 2009-10
2nd	D. Nagle	P. Felmingham	300 2006-07
3rd	C. DeSilva	B. Barber	141 2014-15
4th	M. Bannister	G. McKeown	141 2016-17
5th	J. Polonidis	M. Cini	120* 2004-05
	B. McKeegan	D. Jukic	120 2016-17
6th	S. Marshall	S. Golds	143 1997-98
7th	H. Webb-J'nson	M. Maaz	118* 2012-13
8th	P. Golding	B. Gannon	91 2018-19
9th	J. Polonidis	P. Bannister	81 2016-17
10th	M. Cini	J. Bonfa	110 2001-02

Sixth Eleven		Year	
1st	D. Lawson	S. Ball	212 2008-09
2nd	S. Nickelson	B. Wood	184 2013-14
3rd	D. Terzini	M. Cini	144 2013-14
4th	Al Harry	M. Madden	178* 2008-09
5th	S. Carbone	P. Edwards	155 2014-15
6th	C. Jackson	P. Shelton	108 2015-16
7th	S. Carbone	J. Felle	118 2013-14
8th	S. Fontana	N. Waugh	77 2016-17
9th	P. Bonfa	P. Legato	50 2009-10
10th	S. Ball	R. Ball	70 2006-07

Third Eleven		Year	
1st	S. Cov-Poole	G. Pearson	188 2009-10
2nd	J. Talone	P. Brear	203 1994-95
3rd	P. Felmingham	Mt Gauci	171* 2008-09
4th	D. Terzini	J. Howard	177 2001-02
5th	L. Mayne	M. Intagliata	153 1980-81
6th	B. Sciacchitano	S. Williams	149 1997-98
7th	R. Breschkin	H. Jones	106 2003-04
8th	L. Luhm	P. Malcolm	102 2001-02
9th	A. Ijaz	P. Golding	110 2014-15
10th	P. Gardiner	D. Bartholomeuz	93 1998-99

Seventh Eleven		Year	
1st	S. O'Kane	P. Hobbs	125 2012-13
2nd	B. Thomas	A. Payton	82 2006-07
3rd	M. Thomas	S. Payton	162* 2006-07
4th	E. Blythe	S. Malone	175* 2014-15
5th	I. Denny	G. Peters	109* 2005-06
6th	J. Holt	J. Felle	87 2012-13
7th	C. Bibby	C. DeSilva	120 2017-18
8th	R. Fairclough	J. Nank-Sandor	56 2008-09
9th	P. King	P. Taylor	49 2012-13
10th	S. Payton	S. O'Brien	31* 2006-07

Fourth Eleven		Year	
1st	D. Aloï	R. Larobina	168 1996-97
2nd	S. O'Kane	H. Webb-J'nson	172 2013-14
3rd	C. Gila	B. Sciacchitano	187 1991-92
4th	G. McKeown	J. Reitano	167 2001-02
5th	R. Larobina	B. Sciacchitano	161 1996-97
6th	S. Golds	C. Wright	158 2001-02
7th	S. Golds	M. Walker	172 2001-02
8th	S. Ball	B. Curran	124* 2009-10
9th	I. Denny	A. Cumming	85 2005-06
10th	J. Ansaldo	D. Phillips	71 2000-01

Eighth Eleven		Year	
1st	D. Lawson	J. Carroll	156 2006-07
2nd	J. Carroll	P. Rathod	123 2006-07
3rd	E. Clarke	P. Bonfa	104 2008-09
4th	A. Chaudhary	J. Wilford	84 2010-11
5th	Mk Gauci	S. O'Kane	112 2012-13
6th	M. Esmore	P. Bannister	41* 2012-13
7th	M. Spagna	J. McKenzie	84 2007-08
8th	D. Gorham	R. Gorham	58 2010-11
9th	M. Madden	J. De Niese	34 2006-07
10th	E. Greenfield	S. O'Brien	38 2006-07



Club Record

Record Partnerships

Ninth Eleven			Year
1st	J. Carroll	A. Cumming	76 2008-09
2nd	L. Raffaele	Da Brown	126 2008-09
3rd	Mk Gauci	K. Garland	87 2010-11
4th	A. Baldessarro	L. Marinelli	61 2008-09
5th	P. Golding	F. Tran	85 2007-08
6th	K. Kenny-Jones	S. Doriaswamy	94 2010-11
7th	D. Sapuppo	A. Chaudhary	69* 2010-11
8th	S. Rayment	N. Taylor	19 2008-09
9th	S. Ali	J. Johnston	59 2007-08
10th	J. Loy	C. Ardern	16 2009-10

Women's First Eleven			Year
1st	K. Johnston	T. Ha	77 2008-09
2nd	K. Johnston	T. Ha	34 2007-08
3rd	S. Marr	C. Ardern	92 2009-10
4th	S. Marr	C. Ardern	77* 2009-10
5th	N. McLachlan	S. Wilson	61 2008-09
6th	L. Muratore	S. Lawson	34* 2008-09
7th	N. Waites	J. de Niese	32 2008-09
8th	B. Tankard	A. Walker	63* 2008-09
9th	R. Brelis	V. Thorneycroft	20 2008-09
10th	J. Marr	B. Lawson	20 2009-10

Tenth Eleven			Year
1st	D. Hutchison	G. Perussich	104 2009-10
2nd	G. Perussich	T. Memery	106 2009-10
3rd	D. Hutchison	K. Memery	64 2008-09
4th	T. Memery	R. O'Brien	72 2008-09
5th	G. Perussich	K. Tankard	46 2009-10
6th	Da Brown	D. Gorham	65 2009-10
7th	C. Koulouris	J. Martiniello	41 2008-09
8th	R. O'Brien	A. Coote	37 2008-09
9th	R. Gorham	S. O'Brien	23 2009-10
10th	G. Perussich	M. DiGiovine	51* 2009-10

Women's Second Eleven			Year
1st	S. Marr	E. Marr	73 2008-09
2nd	S. Marr	T. Intagliata	79 2008-09
3rd	N. McLachlan	C. Ardern	42 2008-09
4th	N. McLachlan	C. Ardern	97 2008-09
5th	T. Armstrong	J. O'Brien	75 2009-10
6th	K. Johnston	J. O'Brien	59 2009-10
7th	J. O'Brien	J. Spagna	27 2009-10
8th	J. O'Brien	D. Ward	26 2009-10
9th	D. Ward	V. Moore	13 2009-10
10th	N. Waites	V. Moore	30 2009-10

MYCA Winter comp 1st Eleven			Year
1st	G. Malhotra	K. Kapoor	114* 2014
2nd	N. Madan	J. Singh/ B. Thomas	83 2016
3rd	G. Malhotra	A. Singh/ B. Thomas	108 2015
4th	M. Thomas	A. Chaudhary	92 2013
5th	N. King	B. Thomas	54 2013
6th	M. Maaz	A. Chaudhary	84 2013
7th	K. Balhara	J. Singh	71 2018
8th	D. Leece	J. Newman	26 2013
9th	N. King	J. Newman	20* 2014
10th	U. Farooq	M. Ozbun	26 2013

Best Partnerships Season 18-19			Grade
1st	M. Ozbun	Mk Gauci	108 6ths
2nd	M. Esmore	C. Bibby	86 1sts
3rd	D. Comande	J. Trowell	138* 5ths
4th	S. Carbone	M. Grenville	159 6ths
5th	S. Carbone	J. Haskell	90 6ths
6th	D. Rettino	S. Fontana	86 5ths
7th	J. N'vell-Sandor	S. Fontana	88 5ths
8th	P. Golding	B. Gannon	91 2nds
9th	P. Golding	P. Bannister	57 2nds
10th	N. Brelis	S. Fontana	61 5ths



Brendan "Jonty" Rhodes was in a partnership of 72 with Akshay Kapadia when he hit his maiden century in the Sixths.

Most Runs in a Season

806	Neil Henderson	1971-72
799	Bill Nagel	1982-83
791	Liam Shaw	2016-17
739	Sean O'Kane	2014-15
706	Mark Gauci	2015-16
686	Sam Carbone	2016-17
658	Michael Harvey	1994-95
655	Mick Bannister	2016-17
654	Arosha Perera	2008-09
636	Glen Courts	2000-01
634	Ian Denny	1995-96
632	Mark Gauci	2013-14
632	Dean Lawson	2014-15
627	Shane Golds	2001-02
622	Warwick Nolan	1982-83
618	Glen Courts	1999-00
615	Mario Tenace	1996-97
614	Robert Lamberti	1990-91
611	Ian Denny	1989-90
607	Channa DeSilva	2017-18
604	Arosha Perera	2009-10
595	Lou Raffaele	2013-14
565	Lou Raffaele	2009-10
563	Arosha Perera	2007-08
559	Darren Nagle	2006-07

At right:

Ben Thomas gets the chance to defend himself as he responds to the presentation of his Life Membership.

L-R: Fellow Life Members Danny Terzini, Charlie Walker, Darren Nagle, Michael Cumbo and brother Matt Thomas.



Bowling Records

Best Bowling

C. Netherclift	9/22; 8/36; 6/23; 6/34; 6/51; 5/38; 5/56; 5/73	Mk. Gauci	6/8; 6/39; 5/16; 5/21; 5/26
S. Wellard	8/16; 5/48	J. Noonan	6/8
J. Felle	8/29; 7/33; 7/58; 6/36; 6/38; 6/48; 5/14; 5/17; 5/26; 5/33; 5/48; 5/78; 5/87	P. Smith	6/11; 6/46; 5/10; 5/48; 5/50; 5/51; 5/77
M. Maaz	8/32; 7/23	J. Bonfa	6/11; 5/8; 5/14
I. Denny	8/34; 8/58; 7/27; 7/45; 7/47; 7/83; 7/88; 5/4; 5/24; 5/46; 5/47; 5/51; 5/65; 5/65	R. Bell	6/11
T. Neville	8/36; 5/9; 5/15	D. Jukic	6/13; 6/15; 5/4; 5/4; 5/29; 5/52
S. Phillips	8/44	M. Intagliata	6/15; 6/28; 6/86
D. Elliott	8/45; 6/40; 6/43; 5/15; 5/15	J. Perera	6/17; 6/20; 6/26; 6/67
T. Michail	8/56; 5/13	L. Brock	6/17
M. Elliott	8/85	P. McGuirk	6/18; 5/28; 5/44
B. Sciacchitano	8/88; 5/42	A. Patchell	6/19; 6/26; 5/10; 5/39
R. Corollo	7/7; 6/7; 6/31; 6/41; 5/19; 5/21; 5/37; 5/41; 5/41; 5/45	G. Johnson	6/19
G. Irons	7/10; 7/41; 7/45; 7/84; 6/8; 6/29; 6/30; 5/29; 5/39; 5/42; 5/55	P. Bannister	6/19
C. Pridham	7/11; 6/35; 5/9; 5/47	S. Westlow	6/21
S. Thornton	7/12; 6/26; 5/50	N. Brelis	6/24; 5/5; 5/24
S. Ball	7/13	S. Watt	6/25; 5/71
K. Gardiner	7/15; 7/33; 5/12; 5/40; 5/70; 5/73	P. Nicol	6/25
A. Chaudhary	7/19; 7/26; 5/31	A. Sherer	6/25
M. Egan	7/20; 7/24; 5/65	I. Uddin	6/28; 6/81; 5/29
B. Nagel	7/21; 7/38; 7/46; 5/18; 5/23; 5/30; 5/34; 5/35; 5/40; 5/48; 5/68; 5/72	T. Michail	6/28; 5/46; 5/53
K. McManamny	7/22; 7/31; 5/33; 5/40; 5/46; 5/47; 5/47; 5/49	A. Kalamaris	6/28
D. Phillips	7/25; 6/7; 6/36; 5/6; 5/16; 5/50	J. Wilson	6/28
D. Nagle	7/27; 7/34; 7/40; 5/16; 5/31	J. O'Brien	6/29; 6/53; 5/33
E. Blythe	7/29; 6/61; 6/62; 6/75; 5/15; 5/27; 5/37	J. Lopes	6/30; 5/26
G. Smith	7/31; 6/30; 6/31; 6/33; 6/39; 5/53	I. Kolokithas	6/31; 5/5
G. Loh	7/32; 6/14	K. Harding	6/32; 5/29; 5/36; 5/39
N. Ahmed	7/32; 5/35; 5/40; 5/67; 5/75	S. Golds	6/33
C. Jackson	7/32; 5/38	A. Walker	6/34; 5/66
T. Nagle	7/36; 7/52; 6/16; 6/31; 6/50; 5/14; 5/45	P. O'Kane	6/36; 6/42; 6/50; 5/20; 5/37
D. Fitzpatrick	7/36	B. Curran	6/36; 5/38
Raj Sharma	7/41	P. Comino	6/40
S. Marshall	7/42	K. Lawson	6/41
P. Taylor	7/43; 5/43; 5/57; 5/82	J. N'vell-Sandor	6/49; 5/8; 5/31
F. Caruso	7/44	P. Cramer	6/51
B. Cormack	7/44	D. Bilsborow	6/56
C. Davidson	7/45; 5/14	R. Doyle	6/58
B. Hallett	7/46; 5/14; 5/38; 5/52	D. Bailey	6/67; 5/43
J. Polonidis	7/48; 6/14; 6/15; 6/24; 6/69; 5/4; 5/27; 5/28; 5/51; 5/52	K. Munday	6/67
N. Walker	7/49; 5/61	E. Rayner	6/71
S. Gray	7/50	R. Storey	5/6; 5/6; 5/18; 5/18
D. McLaggan	7/54; 5/9	G. Perussich	5/6
S. Allan	7/55; 6/29; 6/30	S. O'Brien	5/7
N. Henderson	7/56; 6/10; 6/74; 5/19; 5/26; 5/36	S. O'Kane	5/8; 5/33; 5/34
P. Gardiner	7/60; 6/16; 6/27; 6/55; 5/32; 5/32; 5/46; 5/61; 5/62	M. Khaliq	5/9
P. Felmingham	7/69	W. Nicol	5/11
R. Naidu	7/69	J. Norsetter	5/12; 5/15
M. Schuliga	7/70; 6/8; 6/75; 5/21	P. Shelton	5/13
R. Taylor	7/70	P. Bevis	5/14
J. McKenzie	7/83; 6/26; 6/30; 6/34; 5/13; 5/22; 5/24	E. Nott	5/14
S. Singh	6/4	P. Williamson	5/14
P. Carmen	6/7; 5/21; 5/31	S. Ward	5/15; 5/31; 5/61
		J. Brelis	5/15
		R. Aiyappan	5/17; 5/26; 5/28
		L. Farrell	5/17
		S. Bhandari	5/17
		A. Leonardo	5/17
		R. Bennett	5/18
		G. Shiell	5/19
		C. Stafford	5/20
		J. Bentivoglio	5/20

Best Bowling

M. Thomas	5/21; 5/23	R. McLeod	5/35
S. Fontana	5/21	P. Rathod	5/38
J. Van Loon	5/22; 5/42	F. Reitano	5/39
T. Gleeson	5/23; 5/57	A. Syme	5/40
G. Thompson	5/23	G. Campbell	5/43
D. Rinaldi	5/23	M. Harvey	5/45
M. Walker	5/24; 5/40; 5/42; 5/43; 5/59	N. Wright	5/46; 5/57
C. Silva	5/24; 5/43; 5/66; 5/67	G. Cornwill	5/46
T. Ha	5/24	B. Fletcher	5/47
U. Farooq	5/24	Dn Ryan	5/48
St Esmore	5/24	B. Gannon	5/49; 5/60
J. Beilken	5/25	T. King	5/49
N. Wolland	5/25	L. McIntosh	5/51
L. Malone	5/26	C. O'Haire	5/51
N. McLachlan	5/27	J. Thorneycroft	5/52
L. Buddhadasa	5/27	P. Malcolm	5/54
M. Cini	5/28; 5/36	I. Potter	5/55; 5/57
P. Ornsby	5/29; 5/32	R. Harvey	5/55
C. Baker	5/29	J. Reitano	5/62
J. Newman	5/30	D. Caligiuri	5/65
J. Ansaldo	5/30	M. O'Haire	5/67
Rh Sharma	5/30	J. Potter	5/69
L. Mayne	5/31	M. Virduzzo	5/74
B. Velona	5/32	A. Grutteria	5/98
V. Mehta	5/33		

Includes full week by week back to 05/06

Includes "best bowling" figures each season for earlier seasons.

Includes expanded best bowling from early seasons.

Our Under 16 Grand Final team: L-R Coach Stephen Ward, Jack Drew, Tomas Morrissy, Krish Kanchan, Charlie Crook, Bevan Holder, Luca Nimorakiotakis, Jamie Akhurst, Noah Wallwork, Jack Cumming and Dylan Pleban. Front - Max Pickering, Caoimhin Corcoran and Felix Fischer.



44 **Bowling Records**

Most Wickets in a Season

49	Neil Henderson	1971-72
48	Colin Netherclift	1971-72
44	Ian Denny	1989-90
44	Danny Fitzpatrick	1996-97
43	Jude Perera	1990-91
43	Ian Denny	1992-93
43	Jesse Felle	2012-13
42	Evan Blythe	2009-10
42	Joshua Norsetter	2018-19
41	Chanaka Silva	2017-18
40	Gary Irons	1990-91
40	Darren Nagle	1994-95
40	Ian Denny	1995-96
40	Steve Allan	1999-00
40	Kane Harding	2008-09
39	Mark Schuliga	2004-05
39	John O'Brien	2008-09
39	Adam Patchell	2014-15



Fifty not-out for Peter Smith - years that is. Peter celebrated his birthday during the season with clubmates. L-R: Back - Sandro Capocchi, Charlie Walker, Ian Denny, Joe Ansaldo, Peter Smith, Daniel Phillips, Jim Polonidis, John Talone, Dean Jukic, Michael Ozbun. Front - Brendan Rhodes, Ben Thomas, Bede Gannon and Danny Terzini.

Club Timeline

1971-72	Club forms as Moonee Ponds Cricket Club
1974-75	Club establishes a Second Eleven
1977-78	Club changes name to Moonee Valley Cricket Club
1980-81	Club establishes a Third Eleven
1982-83	Club establishes a Fourth Eleven
1982-83	Club wins first ever Luscombe Shield
1991-92	Club establishes a Fifth Eleven (had for two seasons only; re-established 2003/04)
1995-96	Club amalgamates to form the Moonee Valley Sporting Club
1996-97	Club establishes its first Junior Cricket sides - one Under 10 and one Under 12
1998-99	Club transfers all four senior grades to the Moreland Moonee Valley Cricket Association
2002-03	Club transfers its First and Second Elevens to the Victorian Turf Cricket Association
2002-03	Club makes VTCA North B1 Grand Final and is promoted to North A1
2003-04	Club wins the inaugural Under 14 Girls Premiership - our first junior flag
2003-04	Club fields a record 16 teams - five senior and 11 junior
2004-05	Club establishes a Sixth Eleven
2005-06	Club establishes a Seventh Eleven
2006-07	Club establishes a Eighth Eleven
2006-07	Club wins first U/16 Premiership
2007-08	Club establishes a Ninth Eleven
2007-08	Club establishes a first-ever Women's team, in the VWCA
2008-09	Club establishes a Tenth Eleven and a second Women's team
2008-09	With 26 teams, Moonee Valley officially becomes Victoria's biggest cricket club
2009-10	Club wins 2 senior flags for the first time - Firsts and Seconds in VTCA North A
2010-11	Club is incorporated as the first stage in disaggregation of Moonee Valley Sporting Club
2010-11	Promotion to North Division - just one division below VTCA's top grade
2011-12	Club moves third and fourth turf teams to VTCA, following MMVCA merger
2012-13	Club's 1000th senior player - Xavier Brooks
2013-14	Club enters a team in the Mid Year Cricket Association - winter competition
2013-14	Club transfers third and fourth turf sides to Mercantile Cricket Association
2017-18	We vacate the old rooms so work can start on our new \$2.5 million pavilion.
2018-19	MVCC wins the Barooga Over 35s tournament - on our sixth year there

Official opening of the new Ormond Park pavilion.

L-R Moonee Valley Cricket Club founder Ray Storey with Kim Simmons and Life Member Bob Sciacchitano.



Winter Competition statistics Season 2018

Player	Ga- mes	Runs	Inn- ings	Compl. innings	Bat Ave	High score	Cat- ches	Wick ct/st	Duc- ks	Ov- ers	Mai- dens	Wkts	Runs agst	Bowl Ave	Best
Harsha Ambepitiya	1	0	1	1	0.00	0	-	-	1	3.0	0	0	16	-	0/16
Kunal Balhara	5	141	5	4	35.25	65no	-	-	-	24.4	2	9	146	16.22	3/21
Nigel Cowan	7	25	7	6	4.17	7	1	-	1	39.0	2	8	231	28.88	3/42
Matthew Esmore	9	210	9	9	23.33	58	7	-	-	45.1	7	14	217	15.50	4/35
Jesse Felle	3	20	3	3	6.67	16	-	-	-	15.0	0	3	76	25.33	3/33
Pat Felmingham	2	56	2	1	56.00	29no	1	1	1	2.0	0	0	15	-	0/15
Mark Gauci	1	0	0	0	0.00	0	-	-	-	-	-	-	-	-	-
Nathan Johnston	5	22	3	1	22.00	22no	2	-	2	17.0	1	2	111	55.50	1/8
Pesala Kahawita	2	7	2	1	7.00	7no	-	-	1	6.0	0	1	62	62.00	1/33
Krish Kanchan	3	11	1	1	11.00	11	-	-	-	11.0	1	2	58	29.00	2/25
Kern Kapoor	4	130	4	3	43.33	60no	4	-	1	21.2	1	9	108	12.00	3/21
Nitin Madan	4	34	3	3	11.33	27	-	1	-	18.0	3	4	74	18.50	2/20
Jordon McDonald	6	74	6	6	12.33	40	1	-	-	21.0	1	4	138	34.50	2/54
Shane McDonald	1	4	1	1	4.00	4	-	-	-	-	-	-	-	-	-
Joshua Norsetter	5	14	3	2	7.00	7	2	-	1	13.0	1	1	107	107.00	1/20
Michael Ozburn	6	36	6	6	6.00	12	3	-	-	-	-	-	-	-	-
Chris Pollock	3	75	3	2	37.50	50no	-	-	1	9.0	0	3	31	10.33	2/21
Akshat Sehgal	7	194	7	4	48.50	57no	-	-	3	25.0	1	5	172	34.40	2/22
Jatinder Singh	7	104	7	7	14.86	33	2	-	-	13.0	4	2	45	22.50	1/7
Manu Singh	3	20	3	2	10.00	16no	-	-	1	-	-	-	-	-	-
Andreas Skiotis	8	6	3	3	2.00	4	-	-	-	2.0	0	0	50	-	0/50
Ben Thomas	6	82	6	5	16.40	52no	2	-	1	-	-	-	-	-	-
Christopher Webber	1	13	1	1	13.00	13	-	-	-	-	-	-	-	-	-
Richard Zammit	8	42	5	3	14.00	21	2	2	2	-	-	-	-	-	-



Our award winners Winter Comp 2018:

L-R Kern Kapoor, Matthew Esmore, Richard Zammit and Michael Ozburn.

Top 10 Run Scorers

	<i>Runs</i>
<i>Mark Gauci</i>	545
<i>Dean Lawson</i>	422
<i>Jesse O'Grady</i>	406
<i>Dominic Rettino</i>	362
<i>Brendan Rhodes</i>	341
<i>Stephen Ward</i>	341
<i>Sam Carbone</i>	319
<i>Jeremy Davey</i>	284
<i>Matthew Thomas</i>	283
<i>Damien Clarke</i>	269

Top 10 Batting Averages (min 200 runs)

	<i>Runs</i>	<i>Aver</i>
<i>Jesse O'Grady</i>	406	81.2
<i>Jeremy Davey</i>	284	47.3
<i>Sam Carbone</i>	319	45.6
<i>Joshua Gorry</i>	235	39.2
<i>Mark Gauci</i>	545	34.1
<i>Bede Gannon</i>	213	30.4
<i>Dean Lawson</i>	422	30.1
<i>Nate Wolland</i>	211	30.1
<i>Daniel Comande</i>	260	28.9
<i>Brendan Rhodes</i>	341	28.4

Top 10 Wicket Takers

	<i>Wkts</i>
<i>Joshua Norsetter</i>	42
<i>Stephen Esmore</i>	30
<i>Mark Gauci</i>	29
<i>Jim Polonidis</i>	29
<i>Patrick Taylor</i>	26
<i>Cassidy Box</i>	24
<i>Daniel Comande</i>	21
<i>Bede Gannon</i>	21
<i>Krish Kanchan</i>	19
<i>Dean Jukic</i>	18
<i>Dishnaka Manoj</i>	18

Top 10 Bowling Averages (min 15 wkts)

	<i>Wkts</i>	<i>Aver</i>
<i>Jim Polonidis</i>	29	9.9
<i>Bede Gannon</i>	21	12.1
<i>L. Nimorakiotakis</i>	17	12.4
<i>Stephen Esmore</i>	30	13.4
<i>Mark Gauci</i>	29	14.2
<i>Joshua Norsetter</i>	42	15.0
<i>Charlie Jackson</i>	16	17.5
<i>Daniel Comande</i>	21	19.2
<i>Dean Jukic</i>	18	20.9
<i>Patrick Taylor</i>	26	21.1

* Note: These statistics include finals

At right: The official opening of our new pavilion: L-R Daniel Comande, Jack Newman and Dominic Rettino sell raffle tickets.



Highest Ever MVCC Score

439 vs Haig Amateurs

MMVCA A Turf
2000-01

G. Courts	46
D. Nagle	13
M. Harvey	92
T. Gleeson	0
S. Capocchi	50
Mt. Gauci	5
D. Jolley	19
I. Denny	146
S. Allan	42
D. Campbell	7 no
M. Elliott	0
Sundries	19
<u>TOTAL</u>	<u>439</u>

Lowest Ever MVCC Score

30 vs Flemington

VTCA North B1
2002-03

T. Gleeson	4
G. McKeown	3
D. Jolley	0
M. Harvey	6
Mt. Gauci	0
D. Jukic	0
M. Cini	7
D. Nagle	1
I. Denny	7
P. Nicol	0
R. Bennett	0 no
Sundries	2
<u>TOTAL</u>	<u>30</u>

Best MVCC Chase

319 vs Buckley Park

NWCA Luscombe Shield
1997-98**** CLUB RECORD ****

M. Harvey	111
C. Brown	37
W. Nolan	48
I. Denny	15
G. Peters	46
M. Wakeling	33
D. Nagle	14 no
S. Capocchi	0 no
P. Nicol	
S. McLeod	
J. Polonidis	
Sundries	18
<u>6 for 322</u>	

Most Sixes in Team's Innings

20 vs West Coburg

MMVCA A Turf
2000-01

9	Glen Courts
6	Matt Gauci
2	David Jolley
2	Michael Harvey
1	Adam Chapple

Team Records

First XI Bowling 49

Lowest Ever Opposition Score

34 vs West Essendon

EBKCA C Grade
1974-75

	O	M	W	R
R. Storey				
R. McLeod				
J. Lopes	2	0	1	0
B. O'Reilly				
C. Netherclift	11	2	4	20
K. McLeod	4	1	1	6
R. Reddish	6	3	3	6
P. Hawkless				
J. Bentivoglio				
P. McGuirk				
J. Hoseman				
Sundries				2
TOTAL				34

Highest Ever Opposition Score

4/447 vs Maribyrnong Park/St Marys

VTCA North B1
2015-16

T. Eden	16	1	1	94
N. Thuppahi	11	2	2	51
C. Silva	13	2	0	68
A. Riggio	1	0	0	7
A. Ferrier				
Dan Comande	8	1	1	54
C. DeSilva				
M. Esmore	4	0	0	22
N. Wolland	12	1	0	62
L. Moloney	6	0	0	51
S. Thornton	9	2	0	27
Sundries				11
TOTAL				447

Best MVCC Defence

108 vs Barkly Street Uniting

VTCA North A1
2016-17

R. Aiyappan	7	0	2	22
D. Coxall				
N. Thuppahi				
H. Webb-Johnson				
C. Silva				
A. Cafari				
Mk Gauci	8	1	0	15
Dan Comande	3	0	0	18
C. DeSilva	8	2	1	12
C. Pollock	6	1	3	25
N. Wolland	8	2	1	12
Sundries				0
TOTAL				7/104cc

Highest Ever MVCC Score

453 vs Tullamarine

VTCA North B2
2006-07

S. Capocchi	82
J. Polonidis	82
D. Phillips	29
M. Thomas	126
I. Denny	67
D. Jukic	0
J. Maginness	17 no
M. Cini	18 no
P. Rathod	
D. Terzini	
I. Kolokithas	
Sundries	27
<u>6 for 453</u>	

Lowest Ever MVCC Score

6 vs Taylors Lakes

VTCA North A2
2012-13**** CLUB RECORD ****

C. Bibby	0
D. Comande	0
H. Webb-Johnson	1
G. Pearson	2
B. Velona	0
R. Salar-Uddin	0
S. Ward	1
T. King	0
P. Bannister	1
M. Cini	1
B. Gannon	0 no
Sundries	0
<u>TOTAL 6</u>	

Best MVCC Chase

291 vs Tullamarine

VTCA North B2
2006-07

S. Capocchi	82
J. Polonidis	82
D. Phillips	29
M. Thomas	126
I. Denny	67
D. Jukic	0
J. Maginness	17 no
M. Cini	18 no
P. Rathod	
D. Terzini	
I. Kolokithas	
Sundries	27
<u>6 for 453</u>	

Most Sixes in Team's Innings

11 vs East Coburg

MMVCA B Turf
2001-02

5	Mark Gauci
5	Damien Bilsborow
1	Dean Jukic

Lowest Ever Opposition Score

37 vs Westmeadows

VTCA North B2
2004-05

	O	M	W	R
T. Gleeson				
Mt. Gauci	7	2	3	11
J. Polonidis				
P. Nicol				
H. Jones	4	2	1	5
M. Cini	10	7	2	3
D. Terzini				
K. Munday				
M. Walker	6	1	2	12
P. Smith	0.2	0	1	0
T. Fisher				
Sundries				6
	<u>TOTAL</u>			<u>37</u>

Highest Ever Opposition Score

445 vs Moomba Park

NWCA Stringer Shield
1996-97

B. Sciacchitano	13	0	2	57
I. Sutherland				
J. Bonfa	20	3	2	72
S. Marshall				
M. Wakeling				
P. Boulouxis	26	5	2	66
F. Phillips				
D. Elliott	24	3	2	71
S. McLeod	5	1	2	14
G. Irons	25	3	0	86
J. McKenzie	26	5	0	60
Sundries				19
	<u>TOTAL</u>			<u>445</u>

Best MVCC Defence

58 vs Strathmore

EBKCA E Grade
1975-76

**** CLUB RECORD ****

A. Sutherland				
P. Gardiner	10	6	2	7
P. McGuirk	8	3	4	21
T. Coco	4	2	3	5
B. O'Reilly				
R. Cornwill				
B. Moore				
K. Gardiner				
P. Wood				
I. Sutherland				
G. Barnes				
Sundries				5
	<u>TOTAL</u>			<u>38</u>

Highest Ever MVCC Score

427 vs Haig Amateurs

MMVCA B Mats
2000-01

J. Talone	43
G. Moore	0
Mk. Gauci	139
E. Caccamo	0
D. Terzini	48
R. Taylor	29
M. Cini	5
D. Phillips	66 no
K. Munday	45
B. Sciacchitano	22 no
J. McKenzie	
Sundries	30
<u>8 for</u>	<u>427</u>

Lowest Ever MVCC Score

36 vs Sunshine Heights

VTCA North D2 Sunday grade
2011-12
Semi Final

L. Raffaele	3
D. Hutchison	0
L. Marinelli	2
D. Jukic	3
D. Phillips	14
J. O'Brien	2
M. Cini	0
V. Mehta	1
D. Sapuppo	5
G. Loh	4
P. Golding	1 no
Sundries	1
<u>TOTAL</u>	<u>36</u>

Best MVCC Chase

305 vs Barnawartha North

Mercantile CA - C North
2017-18

N. Wolland	210 no
AK Mohammed	3
J. De Niese	0
B. Rhodes	16
I. Denny	0
D. Ayers	36
B. Skok	8
J. Trowell	7 no
N. Nguyen	
J. Norsetter	
P. Golding	
S. Singh	
Sundries	30
<u>6 for</u>	<u>310</u>

Most Sixes in Team's Innings

15 vs Pascoe Vale

EBKCA C Grade
1991-92

9	Peter Rogan
2	Steve Battison
2	Peter Morrison
2	Shane Williams

Lowest Ever Opposition Score

30 vs Moonee Valley Fifths
 VTCA North D2 Sunday Grade
 2011-12

	O	M	W	R
Mk Gauci				
D. Hutchison				
M. Cumbo				
J. O'Brien				
G. Loh	8	1	6	14
P. Taylor				
M. Klomp				
D. Sapuppo				
S. Thornton	8	1	2	16
P. Golding				
L. Raffaele				
Sundries				0
TOTAL				30

Highest Ever Opposition Score

383 vs Aberfeldie St. Johns
 MMVCA A Mats
 2001-02

	O	M	W	R
J. Talone				
G. Moore	15	4	1	40
D. Bilsborow				
J. Howard	1	0	0	17
D. Terzini	8	0	1	43
J. Willee				
T. Taylor	15	0	1	78
S. Frenette	4	0	2	14
L. Luhm	13	0	3	87
P. Smith	15	1	1	61
W. Lai	2	0	1	34
Sundries				9
TOTAL				383

Best MVCC Defence

101 vs Youlden Parkville
 Mercantile C North
 2017-18

	O	M	W	R
D. Rettino				
D. Lawson				
M. Esmore	8	2	2	14
B. Thomas				
D. Jukic				
E. Rayner				
B. Skok				
L. Brock	7.3	2	6	17
P. Golding				
A. Leonardo				
J. Felle	5	1	0	4
D. Clarke	6	2	1	15
Sundries				1
TOTAL				51

Highest Ever MVCC Score

387 vs Campbellfield

EBKCA F Grade
1994-95

R. Storey	35
E. Nott	144
D. Terzini	51
S. Storey	88
P. Gardiner	40
R. Lalicaffini	0
D. McLaggan	2 no
J. Nicol	7 no
H. Charalambous	
C. Doherty	
W. Knill	
Sundries	30
<u>6 for 387</u>	

Lowest Ever MVCC Score

34 vs West Coburg

MMVCA B Mats
2004-05

M. Cumbo	3
J. Clarke	4
A. Walker	0
A. Tennenini	7
J. Talone	0
J. Felle	6
N. Walker	4
A. Cumming	0
K. Gardiner	0
C. Rule	4
D. Ayers	0 no
Sundries	6
<u>TOTAL 34</u>	

Best MVCC Chase

295 vs West Coburg

MMVCA C Mats
2000-01

G. McKeown	67
S. Golds	22
M. Cumbo	0
C. Wright	8
M. Schuliga	117
S. Westlow	4
R. Bell	18
C. Jobson	16
C. Rule	6
J. Ansaldo	4 no
J. Reitano	
Sundries	34
<u>9 for 296</u>	

Most Sixes in Team's Innings21 vs Campbellfield
NWMCA Barron Shield (7th Grade)
2013-1413 Sean O'Kane
5 Heath Webb-Johnson
3 Dean Jukic

Lowest Ever Opposition Score

29 vs Craigieburn
 NWMCA Musgrove Shield (7th grade)
 2011-12

	O	M	W	R
D. Lawson				
G. Perussich				
B. Curran				
P. Hobbs				
S. Ball				
P. Wright	4	2	2	5
D. Nagle				
J. Talone				
S. Herbert	5	2	2	5
K. Gardiner	3	1	2	2
L. Curran	3.3	0	2	17
Sundries				0
	<u>TOTAL</u>			<u>29</u>

Highest Ever Opposition Score

402 vs St. Mary's
 MMVCA C Mats
 2006-07

W. Lai	1	0	0	14
O. Benson	10	1	2	40
A. Purificato	9	0	2	55
F. Tran	12	3	0	38
S. Blandford				
T. Fisher	21	4	2	68
J. Nicol	1	0	0	22
J. Ansaldo	3	0	0	35
J. Costigan	10	0	0	69
S. Rayment	3	0	0	30
No 11th Player				
Sundries				31
	<u>7 for</u>			<u>402</u>

Best MVCC Defence

88 vs Maccabi Ajax
 Mercantile C Sunday one-day grade
 2017-18

M. Cumbo				
J. Singh				
J. Nankivell-Sandor				
S. McDonald				
A. Patchell	9	1	4	15
S. Thornton	9	2	2	24
A. Skiotis				
P. Taylor	3	1	0	7
J. Norsetter	6	0	3	18
H. Norsetter				
St Esmore	6	2	0	4
Sundries				7
	<u>TOTAL</u>			<u>75</u>

Highest Ever MVCC Score325 vs *Barkly Street Uniting**MMVCA B Mats*
2009-10

<i>L. Raffaele</i>	170
<i>J. Maginness</i>	2
<i>P. Felmingham</i>	40
<i>B. Thomas</i>	22
<i>D. Terzini</i>	42
<i>B. Gannon</i>	7
<i>M. Cini</i>	16
<i>D. Sapuppo</i>	3 no
<i>S. Coventry-Poole</i>	2 no
<i>P. King</i>	
<i>P. Taylor</i>	
<i>Sundries</i>	21
	<u>7 for 325</u>

Lowest Ever MVCC Score27 vs *Burnside Springs**NWMCA Barron Shield (6th grade)*
2017-18

<i>A. Cumming</i>	0
<i>M. Cumbo</i>	1
<i>P. Smith</i>	0
<i>R. Seychell</i>	12
<i>D. Terzini</i>	4
<i>G. Bloom</i>	0
<i>A. Skiotis</i>	0
<i>S. Rayment</i>	0
<i>D. Cumming</i>	5 no
<i>J. Cumming</i>	0
<i>S. Carbone</i>	dnb
<i>Sundries</i>	5
	<u>TOTAL 27</u>

Best MVCC Chase253 vs *East Coburg**MMVCA C Mats*
2007-08

<i>P. King</i>	6
<i>F. Reitano</i>	28
<i>S. Payton</i>	1
<i>S. Coventry-Poole</i>	22
<i>S. Capocchi</i>	144
<i>J. Talone</i>	9
<i>L. Buddhadasa</i>	8
<i>M. Bannister</i>	6
<i>J. de Niese</i>	7 no
<i>B. Coote</i>	8 no
<i>K. Gardiner</i>	
<i>Sundries</i>	19
	<u>8 for 254</u>

Most Sixes in Team's Innings22 vs *Barkly Street Uniting*
MMVCA B Mats
2009-1017 *Lou Raffaele*
3 *Pat Felmingham*
1 *Ben Thomas*
1 *Mark Cini*

Lowest Ever Opposition Score

48 vs St Marys

MMVCA C Turf
2010-11

	O	M	W	R
L. Buddhadasa	7	1	3	12
K. Parmar				
J. Thorneycroft	4	0	2	15
G. Loh	7	2	2	9
L. Raffaele				
S. O'Kane	2	0	1	4
K. Swaminathan	1	0	0	7
C. O'Haire				
M. Spagna				
D. Sapuppo				
D. Horne				
Sundries				1
	<u>TOTAL</u>			<u>48</u>

Highest Ever Opposition Score

6/403dec vs Taylors Lakes

NWMCA Muir Shield
2016-17

M. Cumbo	4	0	0	45
R. Cooney				
P. Taylor	15	2	1	79
S. Singh	14	2	2	55
D. Terzini	5	0	1	50
G. Smith	19	2	1	94
G. Bloom	6.1	1	1	39
S. Carbone				
A. Cumming				
J. Davey				
G. McCulloch	2	0	0	26
Sundries				15
	<u>6 for 403dec</u>			

Best MVCC Defence

96 vs RMIT

MMVCA C Mats
2005-06

K. Gardiner	4	1	0	11
J. Ferrier				
C. Stafford	10	5	4	14
J. O'Brien	1	0	0	4
L. Brown				
S. Fenaughty	5	1	3	14
N. Kritharidis	8.4	2	2	19
J. Rawlinson				
P. King				
J. Nankivell-Sandor	9	1	0	19
C. O'Haire				
Sundries				3
	<u>TOTAL</u>			<u>84</u>

Highest Ever MVCC Score

6/540 dec vs Ascot Vale

NWMCA Barron Shield (Eighth Grade)
2014-15**** CLUB RECORD ****

D. Lawson	7
Mk Gauci	106
S. O'Kane	64
D. Sapuppo	73
P. Edwards	137
S. Carbone	119
W. Agius	9 no
P. Hobbs	0 no
N. Wright	
J. Petropoulos	
B. Curran	
Sundries	25
<hr/>	
6 for 540 declared	

Lowest Ever MVCC Score

26 vs Oak Park

MMVCA One Day Grade Div. 2
2004-05

M. Cheligoy	1
P. King	2
L. Brown	3
S. Comino	0
S. Ball	1
S. Arnup	1 no
A. Payton	8
P. Fenaughty	1
S. O'Connell	2
M. Felle	0
P. Comino	2
Sundries	5
<hr/>	
TOTAL 26	

Best MVCC Chase

197 vs Caroline Springs

NWMCA Clissold Shield (OD 6th Grade)
2018-19

B. Rhodes	10
M. Cumbo	2
N. Brelis	8
M. Grenville	102 no
S. Carbone	59 no
R. Kandel	0 no
M. Singh	
G. Bloom	
P. Gogia	
J. Petropolous	
J. Norsetter	
A. Hays	
A. White	
Sundries	17
<hr/>	
3 for 198	

Most Sixes in Team's Innings

25 vs West Coburg

NWMCA Barron Shield (8th Grade)
2014-15

Sean O'Kane	11
Peter O'Kane	10
Dean Lawson	3
Mark Gauci	1

Team Records

Sixth XI Bowling ⁵⁹

Lowest Ever Opposition Score

21 vs Pascoe Vale Central
NWMCA Barron Shield (Eighth Grade)
2013-14

**** CLUB RECORD ****

	O	M	W	R
K. Garland				
S. Nickelson				
B. Wood				
M. Thomas				
Mk Gauci				
P. O'Kane				
J. Felle	5.3	3	2	6
D. Terzini	5	0	4	15
P. Whebell				
P. Taylor				
P. Golding				
Sundries				0
TOTAL				21

Highest Ever Opposition Score

561 vs Taylors Lakes
NWMCA Musgrove Shield (Seventh Grade)
2012-13

**** CLUB RECORD ****

A. Krollig	7	0	0	84
T. Ryan	15	0	1	100
B. Coghlan	24	1	3	164
J. N'vell-Sandor	12	1	1	50
A. Cumming	1	0	0	12
P. Legato	2	0	0	24
M. Ozbun	6	0	0	72
S. Rayment	1	0	0	18
S. Payton	2	0	0	30
P. Golding				
Sundries				7
5 for				561

Best MVCC Defence

108 vs Burnside Springs
NWMCA Girolami Shield (OD Fourth Grade)
2015-16

J. Trowell				
P. Shelton	3	0	0	12
L. Farrell	6	2	3	13
M. Cumbo				
S. Chalmers	5	0	2	19
J. McDonald	4	1	0	18
P. Taylor	4	0	0	16
J. Lee				
S. Rayment				
E. Coombe	3	0	3	10
A. Steinmeyer				
D. Cumming				
G. Bloom	2	0	1	10
Sundries				0
TOTAL				98

Highest Ever MVCC Score

6/354 vs Donnybrook

NWMCA One Day Sunday B
2017-18

C. Bibby	43
Mk Gauci	30
I. Denny	34
J. Wolfenden	88
M. Thomas	89
C. DeSilva	27
Dn Comande	20 no
L. Brock	12 no
N. Nguyen	
N. Wolland	
G. Walker	
Sundries	11
	<u>6 for 354cc</u>

Lowest Ever MVCC Score11 vs St Francis
(8.4 overs)
NWMCA One Day Grade Div 4
2013-14

A. Cumming	2
J. Petropoulos	1
M. Esmore	1
P. Smith	0
Sh Esmore	0 no
D. Cumming	0
S. Rayment	2
St Esmore	0
N. Taylor	0
J. Taylor	0
Sundries	5
	<u>TOTAL 11</u>

Best MVCC Chase

265 vs Maribyrnong Park

MMVCA One Day Division 2
2008-09

G. Loh	77
R Fairclough	20
T. Aitken	14
D. Raveendrakumar	99 no
J. Little	9
B. Gannon	23
J. Ansaldo	2 no
B. Sciacchitano	
J. Nankivell-Sandor	
P. Fenaughty	
B. Velona	
Sundries	30
	<u>5 for 275</u>

Most Sixes in Team's Innings

22 vs Singh Sabha

NWMCA One Day Sunday B
2017-18

7	Matt Thomas
5	James Wolfenden
3	Channa DeSilva
2	Charles Bibby
2	Mark Gauci
1	Ian Denny
1	Dan Comande
1	Luke Brock

Team Records

Seventh XI Bowling ⁶¹

Lowest Ever Opposition Score

56 vs Pascoe Vale Central
NWMCA Eighth Grade Barron Shield
2012-13

	O	M	W	R
A. Grutteria				
W. Drew				
D. Sapuppo				
J. Felle	11	- 4	- 5	- 17
J. Thorneycroft	9	- 2	- 2	- 38
D. Terzini				
S. Hood	3	- 2	- 3	- 1
J. Holt				
P. Whebell				
S. Tassos				
J. Brelis				
Sundries				0
				<u>0</u>
	<u>TOTAL</u>			<u>56</u>

Highest Ever Opposition Score

396 vs St Albans
NWMCA Eighth Grade Barron Shield
2012-13

J. Felle	14	- 2	- 1	- 72
P. Whebell	15	- 2	- 2	- 79
D. Sapuppo	9	- 0	- 1	- 69
D. Terzini				
S. Tassos				
P. Taylor	16	- 3	- 2	- 44
T. Aitken	9	- 1	- 1	- 46
M. Bergamo	6	- 0	- 0	- 59
P. King				
J. Brelis				
M. Cumbo	1	- 0	- 0	- 10
Sundries				17
				<u>17</u>
	<u>7 for</u>			<u>396</u>

Best MVCC Defence

93 vs Strathmore
NWMCA One-Day Grade Div. 5
2013-14

A. Cumming	1.3	- 1	- 2	- 6
N. Walker	7	- 2	- 2	- 18
S. O'Brien	7	- 1	- 1	- 20
N. Rama	7	- 1	- 1	- 11
D. Cumming				
N. King	7	- 1	- 3	- 21
G. McCulloch				
Je Nicol	1	- 0	- 0	- 9
N. Miller				
G. Walker				
Ja Nicol				
J. Taylor				
Sundries				0
				<u>0</u>
	<u>TOTAL</u>			<u>85</u>

Highest Ever MVCC Score

318 vs St Albans

MMVCA One Day Division 3
2010-11

Mk Gauci	75
S. Dayma	24
K. Garland	7
J. Wilford	38
A. Chaudhary	113 no
S. Coventry-Poole	15
G. Perussich	1 no
N. King	
T. McDonald	
A. Milne	
P. King	
Sundries	45
	<u>5 for 318</u>

Lowest Ever MVCC Score31 vs Avondale Heights
(13 overs)NWMCA Clint McKay Shield (One Day Div 5)
2011-12

B. Milne	2
P. Whebell	5
A. Cumming	14
T. Ryan	1
S. Mongan	3
R. Cooney	0
S. Tavate	0
J. Thorneycroft	0
Sh Esmore	2
St Esmore	0 no
J. Webster	0
N. Webster	dnb
Sundries	4
	<u>TOTAL 31</u>

Best MVCC Chase

182 vs Sunshine Heights

MMVCA One Day Division 2
2007-08

R. Fairclough	8
S. O'Kane	121
T. Aitken	7
S. Ali	42 no
M. Spagna	5
J. Johnston	12 no
J. Brelis	
E. Fenaughty	
J. Ansaldo	
B. Brelis	
P. Fenaughty	
S. Radford	
J. O'Brien	
Sundries	12
	<u>4 for 207</u>

Most Sixes in Team's Innings

18 vs St Albans

MMVCA One Day Division 3
2010-11

8	Amit Chaudhary
4	Mark Gauci
3	Joel Wilford
2	Surender Dayma
1	Sam Coventry-Poole

Team Records

Eighth XI Bowling ⁶³

Lowest Ever Opposition Score

39 vs Ascot Vale
NWMCA One Day Fifth Grade
2012-13

	O	M	W	R
R. Cooney				
Sh Esmore				
St Esmore				
P. Legato				
S. O'Kane	3	1	2	10
M. Klomp				
S. Ward	6	0	2	12
J. Nankivell-S'dor	3	1	5	8
M. Esmore	0.5	0	1	1
P. Fenaughty				
S. Bishop				
J. Ansaldo				
Sundries				8
TOTAL				39

Highest Ever Opposition Score

6/381 vs Ascot Vale
MMVCA One Day Division 3
2008-09
B. Velona hat-trick

J. Madigan	2	0	0	22
A. Cumming	3	0	0	31
E. Clarke	6	0	0	57
P. Bonfa	2	0	0	26
S. Comino				
B. Velona	7	0	4	63
R. Aitken	3	0	1	44
A. Payton	8	0	0	61
N. Taylor	2	0	0	34
Da Brown	2	0	1	27
R. Cooney				
Sundries				16
6 for 381				

Best MVCC Defence

8/132 vs Ascot Vale
MMVCA One Day Division 3
2010-11

J. Herring	8	1	3	31
A. Cumming	-	-	-	
B. Coghlan	8	2	2	16
J. Launer	8	1	1	26
M. Marinelli	-	-	-	
T. Ryan	8	1	1	28
P. Comino	-	-	-	
As Harry	3	0	0	15
A. Milne	-	-	-	
E. Murphy	-	-	-	
P. Legato	-	-	-	
Sundries				6
8 for 122				

Highest Ever MVCC Score

226 vs Brunswick
 NWCA One Day Grade Red
 2010-11

K. Garland	51
C. DeSilva	1
J. Wilford	24
Mt Gauci	101 no
A. Chaudhary	0
B. Thomas	27 no
K. Swaminathan	1
L. Marinelli	3
B. Gannon	1 no
T. Fisher	
R. Fairclough	
Sundries	<u>12</u>
	<u>6 for 226</u>

Lowest Ever MVCC Score

29 vs Kealba-Green Gully
 (13 overs)
 NWCA One Day Grade Red
 2008-09
 (Not enough players qualified for finals)

D. Brown	1
D. O'Meara	2
A. Pegg	3
C. Micallef	4
J. Thorneycroft	1
S. Rayment	0
P. Comino	4
G. Walker	4
N. Taylor	0 no
Sundries	<u>10</u>
TOTAL	<u>29</u>

Best MVCC Chase

136 vs Aberfeldie Park
 NWCA One Day Grade Red
 2010-11

A. Chaudhary	98 no
S. Payton	8
K. Garland	1
Sr Iyer	0
J. Wilford	18
J. de Niese	0
G. Loh	2
D. Sapuppo	3 no
Mt Gauci	
P. Taylor	
J. McKenzie	
B. Velona	
P. Golding	
Sundries	<u>11</u>
	<u>6 for 141</u>

Most Sixes in Team's Innings

11 vs Brunswick
 NWCA One Day Red 2010-11

8	Mark Gauci
2	Kris Garland
1	Ben Thomas

Team Records 65 **Ninth XI Bowling**

Lowest Ever Opposition Score

64 vs Brunswick
NWCA One Day Grade Red
2010-11

	O	M	W	R
A. Chaudhary	7	- 3	- 4	- 13
T. Fisher	4	- 0	- 0	- 10
R. Fairclough				
B. Thomas				
J. Wilford	7	- 2	- 3	- 25
B. Gannon	4	- 0	- 1	- 11
K. Garland				
K. Swaminathan	1.3	- 0	- 1	- 1
L. Marinelli	1	- 0	- 1	- 3
C. DeSilva				
Mt Gauci				
Sundries				1
	TOTAL			64

Highest Ever Opposition Score

6/314 vs Jacana
NWCA One Day Grade Black
2007-08

Al Harry	6	- 0	- 0	- 71
D. Lawson	3	- 0	- 0	- 42
M. Madden	5	- 0	- 0	- 58
A. Ahmed	7	- 0	- 4	- 59
A. Sherer	7	- 1	- 1	- 37
P. Golding				
R. Fairclough				
P. Gardiner				
J. Ahmed	7	- 0	- 1	- 43
P. Comino				
Sundries				4
	6 for			314

Best MVCC Defence

8/155 vs St Mary's
NWCA One Day Grade Black
2007-08

P. Comino	-	-	-	-
R. Fairclough	-	-	-	-
S. O'Kane	8	- 0	2	- 42
S. Malone	-	-	-	-
L. Buddhadasa	7	- 0	1	- 21
P. Gardiner	-	-	-	-
J. Gardiner	-	-	-	-
P. Golding				
L. Malone	5	- 0	- 3	- 27
D. Gorham	2	- 0	- 1	- 7
T. Gardiner	8	- 1	- 2	31
Sundries				5
	10 for			133

Highest Ever MVCC Score

194 vs Buckley Park
 NWCA One Day Grade Red
 2009-10

G. Perussich	30
D. Hutchison	77
M. Spagna	17
S. O'Brien	5
T. Memery	20 no
C. Koulouris	4
B. Martiniello	0
C. DiGiovine	6 no
K. Memery	
J. Martiniello	
R. Gorham	
D. Gorham	
N. Koulouris	
Sundries	35
<hr/>	
	6 for 194

Lowest Ever MVCC Score

75 vs Roxburgh Park
 NWCA One Day Grade Red
 2008-09

D. Hutchison	19
N. Launer	23
K. Memery	1
A. Coote	1
D. Royle	0
R. Gorham	0
D. Gorham	10 no
J. Launer	0
C. Koulouris	1
N. Koulouris	4
J. Martiniello	4
B. Martiniello	
W. Lenz	
Sundries	12
<hr/>	
TOTAL	75

Best MVCC Chase

177 vs Pascoe Vale Central
 NWCA One Day Grade Red
 2009-10

D. Hutchison	60
G. Perussich	0
T. Memery	8
K. Memery	21
B. Martiniello	28
C. Koulouris	5
D. Gorham	1
J. Martiniello	8 no
A. Coote	9
N. Koulouris	0
S. Malone	5 no
D. Brown	
K. Tankard	
Sundries	37
<hr/>	
	9 for 182

Most Sixes in Team's Innings

2	vs	St. Andrews	1	Kevin Memery	1	Reilly O'Brien
2	vs	Avondale Heights	1	Glenn Perussich	1	Mitchell O'Meara
2	vs	Avondale Heights	2	David Hutchison		
2	vs	Sunshine	2	Glenn Perussich		
NWCA One Day Red Grade 2008-09						

Lowest Ever Opposition Score

86 vs Buckley Park
NWCA One Day Grade Red
2009-10

	O	M	W	R
D. Hutchison				
M. Spagna	5	0	3	14
C. Koulouris	7	0	1	34
T. Memery				
S. O'Brien	7	0	3	34
B. Martiniello	3	1	3	4
G. Perussich				
C. DiGiovine				
D. Gorham				
R. Gorham				
K. Memery				
J. Martiniello				
N. Koulouris				
Sundries				0
TOTAL				<u>86</u>

Highest Ever Opposition Score

329 vs Aberfeldie Park
NWCA One Day Grade Red
2009-10

A. Panousieris	6	0	2	32
A. Coote	5	0	0	70
C. Koulouris	4	0	0	30
T. Memery	1	0	0	8
B. Martiniello	5	0	1	33
R. O'Brien	6	0	0	62
K. Memery				
J. Martiniello				
M. Troost	5	0	1	48
L. Marinelli				
N. Koulouris	3	0	1	15
G. Perussich				
Sundries				23
	6	for		<u>329</u>

Best MVCC Defence

127 vs Oak Park
NWCA One Day Grade Black
2010-11

	O	M	W	R
T. Fisher	7	2	2	12
J. Thorneycroft	7	0	3	30
P. Russell	4.5	1	3	9
S. Tassos				
B. Milne	2	0	2	11
C. O'Haire	5	0	0	27
N. Walker	2	0	0	16
R. Fairclough				
S. Nickelson				
A. Cumming				
A. Milne				
Sundries				6
TOTAL				<u>111</u>

68 Team Records Womens 1st XI Batting

Highest Ever MVCC Score

3/206 vs Moonee Valley White
 VWCA One Day Grade North West
 2008-09

T. Ha	15
K. Johnston	37
J. Demarte	74 no
N. Waites	16
S. Wilson	2 no
J. de Niese	
V. Thorneycroft	
B. Tankard	
C. Jones	
A. Walker	
J. O'Brien	

Sundries	62
<u>3 for 206cc</u>	

Lowest Ever MVCC Score

7 vs Darebin
 VWCA One Day Grade Central
 2009-10

N. McLachlan	0
T. Ha	1
S. Wilson	1
J. de Niese	0
J. O'Brien	2
V. Moore	0
D. Ward	0
T. Intagliata	1 no

Sundries	2
<u>TOTAL</u>	<u>7</u>

Best MVCC Chase

114 vs Coburg
 VWCA One Day Central
 2009-10

K. Johnston	9
S. Marr	71 no
N. Waites	2
C. Tan	2
C. Ardern	24 no
J. O'Brien	
V. Thorneycroft	
L. Spagna	
J. Marr	
E. Marr	
T. Intagliata	
A. Bell	

Sundries	8
<u>TOTAL 3 for</u>	<u>116</u>

Most Sixes in Team's Innings

1 vs Moonee Valley Whites (2nd XI) 1 Jenny Demarte

VWCA One Day North & West 2008-09

Lowest Ever Opposition Score

68 vs Gisborne
 VWCA One Day Grade Black
 2007-08

	O	M	W	R
R. Brelis	6	- 2	- 0	- 6
T. Ha	7	- 0	- 4	- 16
S. Rotunno				
R. Brelis				
S. Lawson	5	- 1	- 1	- 19
L. Muratore				
S. Wilson				
V. Thorneycroft				
B. Tankard				
M. Stafford	4	- 0	- 0	- 16
N. McLachlan	8	- 2	- 2	- 8
K. Johnston				
Sundries				3
	<u>TOTAL</u>			<u>68</u>

Highest Ever Opposition Score

368 vs Darebin
 VWCA One Day Grade Central
 2009-10

T. Intagliata	10	- 0	- 1	- 76
T. Ha	9	- 0	- 2	- 59
S. Wilson	5	- 0	- 1	- 45
J. de Niese				
J. O'Brien				
N. McLachlan	9	- 1	- 1	- 84
D. Ward	4	- 0	- 0	- 37
V. Moore	4	- 0	- 0	- 63
Sundries				4
	<u>TOTAL</u>			<u>5 for 368</u>

Best MVCC Defence

169 vs Edinburgh
 VWCA One Day Grade North West
 2008-09

K. Johnston	6	- 0	- 3	- 19
A. Radford	5	- 1	- 1	- 7
T. Ha	5	- 2	- 2	- 10
N. Waites	3	- 0	- 2	- 12
J. de Niese				
A. Walker				
V. Thorneycroft				
S. Lawson	4	- 0	- 1	- 21
R Brelis	3	- 1	- 0	- 11
B. Tankard				
J. O'Brien				
Sundries				0
	<u>TOTAL</u>			<u>80</u>

70 Team Records Womens 2nd XI Batting

Highest Ever MVCC Score

7/210 vs Moonee Valley Black
 VWCA One Day Grade North West
 2008-09

S. Marr	65
E. Marr	15
N. McLachlan	51 no
C. Ardern	5
J. Bishop	4
C. Tan	2
J. Marr	16
T. Collins	0
L. Spagna	6 no
V. Moore	
C. Wilcock	

Sundries 46
7 for 210cc

Lowest Ever MVCC Score

23 vs Brunswick Park
 VWCA One Day Grade North West
 2008-09

S. Marr	2
C. Ardern	3
B. Fitzgerald	0
J. Bishop	0
T. Intagliata	8
V. Moore	0
M. Stafford	0 no
C. Tan	0
E. Marr	0
J. Marr	0
J. Moore	0
Sundries	10
<u>TOTAL</u>	<u>23</u>

Best MVCC Chase

206 vs Moonee Valley Black
 VWCA One Day North West
 2008-09

S. Marr	65
E. Marr	15
N. McLachlan	51 no
C. Ardern	5
J. Bishop	4
C. Tan	2
J. Marr	16
T. Collins	0
L. Spagna	6 no
V. Moore	
C. Wilcock	

Sundries 46
7 for 210cc

Most Sixes in Team's Innings

1 vs Gisborne

1 Sam Marr

VWCA One Day North & West 2009-10

Lowest Ever Opposition Score

54 vs Campbellfield
 VWCA One Day Grade North West
 2009-10

	O	M	W	R
T. Armstrong	6	- 3	- 2	- 2
A. Radford	6	- 1	- 2	- 27
T. Ha	5	- 1	- 1	- 17
S. Wilson				
J. de Niese				
V. Moore				
H. Waddell				
E. Turton				
D. Ward				
S. Hutchinson				
S. Lawson	6	- 1	- 1	- 8
Sundries				<u>0</u>
				<u>TOTAL 54</u>

Highest Ever Opposition Score

280 vs Spotswood
 VWCA One Day Grade North West
 2008-09

S. Marr	10	- 0	- 1	- 32
C. Tan	5	- 0	- 0	- 50
K. Johnston	5	- 0	- 0	- 40
C. Ardern				
T. Ha	4	- 0	- 1	- 33
E. Marr	6	- 0	- 1	- 54
C. Wilcock				
N. McLachlan	4	- 0	- 0	- 43
V. Thorneycroft				
L. Spagna	3	- 1	- 1	- 5
V. Moore				
Sundries				<u>23</u>
				<u>TOTAL 5 for 280</u>

Best MVCC Defence

137 vs Moonee Valley Black
 VWCA One Day Grade North West
 2008-09

S. Marr	3	- 0	- 1	- 10
C. Ardern				
T. Intagliata	3	- 0	- 1	- 14
N. McLachlan	3	- 0	- 1	- 25
M. Stafford	2	- 0	- 0	- 20
C. Tan	2	- 0	- 1	- 9
J. Marr	2	- 0	- 2	- 12
E. Marr	2	- 0	- 0	- 5
B. Fitzgerald	3	- 1	- 0	- 7
C. Carew				
J. Bishop				
Sundries				<u>4</u>
				<u>TOTAL 106</u>

Highest Ever MVCC Score

333 vs Pascoe Vale Central

MYCA Central Division
2013

D. Leece	4
Jk de Niese	42
B. Thomas	15
M. Thomas	77 no
A. Chaudhary	52
S. Ward	0
M. Maaz	52 no
B. Gannon	23
S. Akram	0
U. Farooq	31
M. Ozbun	7 no
Sundries	<u>32</u>
	<u>7 for 333 cc</u>

Lowest Ever MVCC Score

53 vs Strathmore Heights B52s

MYCA Central Division
2013

B. Thomas	4
K. Kapoor	8
D. Leece	4
M. Thomas	1
S. Ward	0
M. Burrowes	18
Jk de Niese	4
M. Maaz	10
R. Sohal	0
U. Farooq	0
M. Ozbun	0 no
Sundries	<u>6</u>
	<u>TOTAL 53</u>

Best MVCC Chase

215 vs Maribyrnong Park St Marys

MYCA Central Division

2017

K. Kapoor	35
A. Cafari	52 no
K. Balhara	0
M. Esmore	51 no
J. Singh	17
J. Felle	33
A. Sehgal	3
N. Cowan	1
N. Mulkearns	5 no
A. Skiotis	1
M. Ozbun	0
Sundries	<u>19</u>
	<u>8 for 217</u>

Most Sixes in Team's Innings

23 vs Pascoe Vale Central

**** CLUB RECORD ****

MYCA Central Division 2013

5	Amit Chaudhary	2	Ben Thomas
4	Jacob de Niese	2	Bede Gannon
4	Muhammad Maaz		
3	Umar Farooq		
3	Matt Thomas		

Team Records

Winter 1st XI Bowling⁷³

Lowest Ever Opposition Score

27 *Flemington Colts*

MYCA Central Division
2016

	O	M	W	R
<i>J. Singh</i>				
<i>N. Rao</i>				
<i>A. Davidson</i>				
<i>M. Wheaton</i>	2	0	3	3
<i>B. Thomas</i>				
<i>N. King</i>				
<i>P. Taylor</i>	5	3	2	8
<i>J. Beilken</i>	5	2	2	8
<i>C. Pollock</i>	3	0	2	7
<i>A. Singh</i>				
<i>M. Ozbun</i>				
<i>P. Golding</i>				
<i>Sundries</i>				0
				<u>0</u>
	<u>TOTAL</u>			<u>60</u>

Highest Ever Opposition Score

277 *Strathmore Heights B52s*

MYCA Central Division
2018

<i>K. Kapoor</i>	7	0	2	45
<i>J. McDonald</i>	3	0	0	35
<i>J. Singh</i>				
<i>K. Balhara</i>	7	0	1	55
<i>M. Esmore</i>	4	0	0	40
<i>R. Zammit</i>				
<i>J. Felle</i>	3	0	0	17
<i>B. Thomas</i>				
<i>N. Cowan</i>	5	0	1	25
<i>A. Sehgal</i>	2	0	0	16
<i>P. Kahawita</i>	3	0	1	33
<i>A. Skiotis</i>				
<i>Sundries</i>				5
				<u>5</u>
	<u>TOTAL</u>			<u>5/277</u>

Best MVCC Defence

134 vs *Northern Lions B*

MYCA Central Division
2014

<i>A. Cafari</i>	4	0	0	25
<i>D. Comande</i>	4	1	1	8
<i>M. Thomas</i>	7	1	1	18
<i>K. Kapoor</i>	6.2	2	4	5
<i>A. Singh</i>	7	1	3	33
<i>B. Thomas</i>				
<i>S. Carbone</i>				
<i>B. Gannon</i>				
<i>M. Ozbun</i>				
<i>J. Newman</i>	3	0	0	20
<i>M. Bannister</i>				
<i>Sundries</i>				6
				<u>6</u>
	<u>TOTAL</u>			<u>115</u>

Highest Ever MVCC Score

301 vs Seabrook
 MYCA Inner North West Division
 2016

S. McDonald	12
J. McDonald	15
A. Siddiqui	38
C. DeSilva	95 no
E. Rayner	2
J. Harris	10
D. Chetty	4
Mk Gauci	67 no
E. Coombe	0
S. Altaf	2
C. D'Cruz	6
Sundries	<u>50</u>
	<u>9 for 301 cc</u>

Lowest Ever MVCC Score

78 vs County West
 MYCA Inner North West Division
 2016

J. McDonald	5
S. McDonald	0
C. DeSilva	4
J. Schwarze	19
C. D'Cruz	11
E. Rayner	0
S. Morris	17
C. Morris	2 no
Sundries	<u>20</u>
TOTAL	<u>78</u>

Best MVCC Chase

Moonee Valley Winter 2 has never won batting second

Most Sixes in Team's Innings

Most Overs for Moonee Valley

Ian Denny	3904 overs
Gary Irons	2777 overs
Darren Nagle	2666 overs
Jim Polonidis	2241 overs
Jim McKenzie	2208 overs
Jesse Felle	1984 overs
Peter Gardiner	1863 overs
Terry Nagle	1782 overs
Mick Intagliata	1655 overs
Kevin Gardiner	1640 overs
Peter Smith	1596 overs
Paul Nicol	1572 overs
Mark Gauci	1555 overs
Bill Nagel	1512 overs
Joe Bonfa	1409 overs
Dean Jukic	1389 overs
Bede Gannon	1367 overs
Danny Fitzpatrick	1282 overs
Pat Taylor	1238 overs
Darryl Elliott	1192 overs
Mark Cini	1109 overs
Geoff Smith	1102 overs
Simon Thornton	1023 overs
Marty Egan	1013 overs
Mark Schuliga	1011 overs
Gary Johnson	927 overs
Shane Westlow	919 overs
Daniel Phillips	903 overs
Evan Blythe	886 overs
Bob Sciacchitano	885 overs
Wayne Nicol	872 overs
Norm Wright	870 overs
Sandro Capocchi	852 overs
Keith McManamny	851 overs
Tim Fisher	829 overs
Doug McLaggan	756 overs
Murray Walker	756 overs
Joe Ansaldo	744 overs
Jesse Nankivell-Sandor	738 overs
George Loh	724 overs
Rajan Aiyappan	706 overs
Colin Netherclift	694 overs
Peter Boulouxix	675 overs
Steven Ball	675 overs
Terry Michail	674 overs
Robert Corollo	660 overs
Eddie Nott	658 overs
Scott McLeod	655 overs
Daniel Comande	651 overs
Peter O'Kane	645 overs
Adam Patchell	635 overs
Ian Potter	630 overs
Matthew Esmore	626 overs
Tom Neville	623 overs
Shane Phillips	622 overs
Jack Newman	613 overs
Dino Sapuppo	603 overs
Craig Pridham	594 overs



Above: Moonee Valley Cricket Club President Charlie Walker speaks at the pavilion opening, watched by Moonee Valley Mayor Narelle Sharpe.

Season Review 2018/19

(continued from Page 23)

By contrast, we've had seasons with just four new Firsts players - most recently 2016/17, with Dean Coxall, Anthony Cafari, Jordon McDonald and Alex Davidson. We also turned over just four new players in 2014/15 - Troy Eden, Freddie Priestley, Nate Wolland and Paul Bannister.

In our First Eleven Premiership year of 2009/10, we added just five new Firsts players across the course of the season - including Dushan Raveendrakumar, who got handed his cap in the Grand Final. The others were David Roach, Craig Pridham, Simon Thornton and Daniel Gauci.

And in the build-up to our Premiership year, in 2008/09, we picked six new Firsts players - Amit Chaudhary, Bede Gannon, Nick Puccio, Kane Harding, Sean O'Kane and Peter O'Kane. Three of them - Amit, Kane and Sean - played major roles in the Premiership the following season. Let's hope that our current crop of First Eleven debutants has the same impact at Moonee Valley.

Player number analysis

In the 2018/19 summer season, 130 players took to the field in a Moonee Valley senior team - up by 17 on the previous season, and by 22 on the 2016/17 summer.

The number was up by 25 on the 2015/16 season, down by 15 on the 2013/14 and 2014/15 seasons, and just over half of the 222 players in our big year of 2008/09.

Until the last couple of seasons, our numbers had been fairly stable - 145 players in each of the 2014/15 and 2013/14 seasons, 147 in 2012/13 and 148 in 2011/12. These years are down on the 176 players in 2010/11 and the 206 players in 2009/10.

*Continued, Page 97

All Time Statistics - to end season 2018/19

Name	Surname	Nickname	Debut	Games	Runs	Comp. Ins	Bat Ave	Ducks	Overs	Wkts	Runs Off	3owl Ave
A												
Joe	Abela		1984-85	2	7	1	7.00	0	23.0	4	54	13.50
Nino	Adamo		1986-87	3	30	2	15.00	1	16.0	3	68	22.67
Frank	Agius		1985-86	2	0	0	-	0	0.0	0	0	-
William	Agius	Axeman	2012-13	16	177	12	14.75	1	46.3	4	263	65.75
Ali	Ahmed		2007-08	8	32	5	6.40	1	38.0	9	190	21.11
Jordan	Ahmed		2007-08	10	56	8	7.00	2	45.0	7	268	38.29
Nasir	Ahmed	Nazzy	2011-12	17	305	17	17.94	1	306.1	48	773	16.10
Sayeed	Ahsan		2016	2	52	2	26.00	0	8.0	1	78	78.00
Benedict	Ainsworth		2014-15	2	5	2	2.50	1	2.0	0	16	-
Charles	Aitken		2012-13	14	223	15	14.87	0	6.0	0	29	-
Marcus	Aitken		2002-03	4	7	3	2.33	2	16.0	2	79	39.50
Ross	Aitken		2007-08	10	29	8	3.63	1	3.0	1	44	44.00
Tom	Aitken		2007-08	53	317	42	7.55	10	59.0	11	408	37.09
Rajan	Aiyappan	Raj	2006-07	78	1972	72	27.39	7	706.0	143	1999	13.97
Jamie	Akhurst		2018-19	1	-	-	-	0	4.0	0	15	-
Shadi	Akra		2015-16	3	7	0	-	0	0.0	0	0	-
Saeed	Akram		2012-13	7	1	6	0.17	5	3.0	1	11	11.00
Chris	Albert		2013-14	4	10	2	5.00	0	0.0	0	0	-
Hugh	Alexander		2009-10	1	21	1	21.00	0	1.0	0	11	-
Saif	Ali		2011-12	10	95	9	10.56	2	42.0	9	149	16.56
Sharafat	Ali	Sash	2006-07	18	401	16	25.06	1	106.0	19	462	24.32
Steve	Allan		1999-00	43	244	23	10.61	9	552.0	111	1573	14.17
Lee	Allingham		1989-90	5	0	1	0.00	1	0.0	0	0	-
Tony	Allingham		1989-90	10	87	7	12.43	1	56.0	3	241	80.33
Anthony	Aloi		2007-08	1	1	1	1.00	0	2.0	1	34	34.00
Domenic	Aloi		1992-93	34	531	28	18.96	5	112.0	14	641	45.79
Syed	Altaf		2016	1	2	1	2.00	0	0.0	0	0	-
Harsha	Ambepitiya		2018	1	0	1	0.00	1	3.0	0	16	-
Shan	Amunugama		2012-13	15	100	10	10.00	1	30.5	7	132	18.86
Paul	Anderson		1995-96	4	99	4	24.75	0	24.0	6	105	17.50
Rod	Anderson		1980-81	5	15	2	7.50	0	2.0	2	8	4.00
Tony	Angerami		2004-05	1	1	1	1.00	0	2.0	1	6	6.00
Joe	Ansaldo	Fingers	1982-83	306	1495	190	7.87	50	744.1	170	4025	23.68
Jesse	Anticevic		2006-07	6	4	4	1.00	3	17.0	2	138	69.00
Ali	Apted		1995-96	12	164	10	16.40	2	47.0	7	169	24.14
Clare	Ardern		2008-09	53	355	44	8.07	8	10.0	0	83	-
Ross	Armitage		1998-99	2	31	3	10.33	0	9.0	1	32	32.00
Tracy	Armstrong		2009-10	27	198	19	10.42	1	177.0	27	387	14.33
Terry	Arnold		1990-91	2	0	0	-	0	3.0	0	18	-
Shaun	Armp		2004-05	16	82	14	5.86	4	109.0	17	463	27.24
Dwayne	Arrowsmith		2016-17	6	45	6	7.50	0	0.0	0	0	-
David	Arthur		1992-93	8	21	6	3.50	2	37.0	9	96	10.67
Michael	Asbury		2005-06	1	7	1	7.00	0	2.0	0	18	-
Chris	Ayers		2002-03	2	3	3	1.00	1	0.0	0	0	-
Daniel	Ayers		2001-02	50	340	41	8.29	16	134.0	21	651	31.00
Vicki	Ayers		2008-09	1	0	0	-	0	0.0	0	0	-
Les	Azzopardi		1986-87	2	22	4	5.50	3	6.0	4	28	7.00
B												
Shiraz	Badurdeen		2017-18	18	331	19	17.42	3	27.5	7	132	18.85
Paul	Baheerathan		1984-85	1	0	0	-	0	1.0	0	9	-
Rohit	Bahl		2011-12	1	14	0	-	0	0.0	0	0	-
Daniel	Bailey		2007-08	8	103	7	14.71	1	174.0	28	539	19.25
Narinder	Bains		2004-05	11	27	5	5.40	3	150.0	20	353	17.65
Christopher	Baker		2008-09	9	68	4	17.00	0	95.0	14	249	17.79
Jackson	Baks		2016-17	1	25	1	25.00	0	0.0	0	0	-
Alessio	Baldessarro		2008-09	2	86	1	86.00	0	0.0	0	0	-
Kunal	Balhara		2017	15	410	12	34.16	1	76.4	19	412	21.68
Robert	Ball		2004-05	35	470	18	26.11	3	28.0	10	115	11.50
Steven	Ball	Coach	2003-04	135	2380	100	23.80	15	675.2	130	2565	19.73
Rob	Banks		1996-97	1	22	1	22.00	0	0.0	0	0	-
Mick	Bannister		2006-07	102	1472	83	17.73	10	93.1	23	567	24.65
Paul	Bannister		2010-11	57	434	34	12.76	7	465.0	74	1382	18.67
Shyamol	Bansal		2007-08	2	25	2	12.50	0	7.0	1	33	33.00
Jack	Banyard		2014-15	1	8	0	-	0	2.0	0	22	-
Bill	Barber		2013-14	22	339	21	16.14	1	24.1	2	61	30.50
Dwayne	Barker		2017	13	278	14	19.86	1	-	-	-	-
Gavin	Barling		1991-92	10	69	9	7.67	4	47.0	5	232	46.40
David	Barnes		1984-85	18	288	17	16.94	1	4.0	1	28	28.00

All Time Statistics - to end season 2018/19

Name	Surname	Nickname	Debut	Games	Runs	Comp. Ins	Bat Ave	Ducks	Overs	Wkts	Runs Off	3owl Ave
Garry	Barnes		Pre-83	9	28	10	2.80	4	0.0	0	0	-
Geoff	Barnes		Pre-83	27	80	21	3.81	4	0.0	0	0	-
Martin	Barratt		1997-98	1	12	1	12.00	0	2.0	0	12	-
Dillon	Barrett		2016-17	14	7	6	1.17	3	27.0	3	140	46.67
Dilshan	Bartholomeus		1998-99	3	61	1	61.00	0	39.0	5	65	13.00
John	Basil		Pre-83	6	72	8	9.00	1	7.0	5	68	13.60
Tony	Bassan		1999-00	30	293	16	18.31	1	7.0	1	52	52.00
Martin	Batt		2004-05	1	0	1	0.00	1	0.0	0	0	-
Steve	Battison	Batto	1991-92	67	1269	61	20.80	6	37.0	8	127	15.88
David	Bayne		1984-85	9	28	8	3.50	2	0.0	0	0	-
James	Beilken	Sarge	2015-16	18	257	15	17.13	2	56.0	14	213	15.21
Alana	Bell	Ding	2009-10	21	66	15	4.40	2	44.0	7	290	41.43
David	Bell		2005-06	23	104	12	8.67	4	32.0	7	259	37.00
Lachlan	Bell		2007-08	4	30	4	7.50	2	19.0	3	73	24.33
Nick	Bell		2018-19	1	2	1	2.00	0	-	-	-	-
Ricky	Bell	Rick-a-potamu	2000-01	18	245	20	12.25	6	188.0	22	688	31.27
Brett	Bennett		2017-18	1	2	1	2.00	-	-	-	-	-
Ian	Bennett		1992-93	9	40	3	13.33	0	34.0	6	154	25.67
Rex	Bennett		2001-02	55	502	28	17.93	6	486.3	100	1203	12.03
Ollie	Benson		2006-07	10	182	11	16.55	3	57.0	10	278	27.80
John	Bentivoglio		1974-75	87	1128	84	13.43	12	171.0	44	718	16.32
Mark	Bergamo		2012-13	8	49	7	7.00	4	57.0	11	306	27.82
Theo	Berkis		2005-06	7	120	7	17.14	0	0.0	0	0	-
Joe	Berto		Pre-83	13	428	13	32.92	0	0.0	0	0	-
Michael	Bevis	Magic	Pre-83	81	864	70	12.34	2	24.0	2	98	49.00
Peter	Bevis		Pre-83	42	219	35	6.26	10	29.0	10	140	14.00
Sunil	Bhandari	Sunny	2013-14	7	137	7	19.57	0	49.0	18	125	6.94
Nipun	Bhargava		2012-13	5	51	6	8.50	2	7.0	0	22	-
Sagar	Bhatia		2018-19	4	59	4	14.75	0	10.5	2	99	49.50
Charles	Bibby	Bibs	2011-12	51	947	54	17.53	9	23.0	4	156	39.00
Chris	Bibby		2011-12	1	0	0	-	0	0.0	0	0	-
Nancy	Bifera		2008-09	1	0	1	0.00	1	3.0	0	32	-
Damien	Bilsborow		2001-02	24	668	24	27.83	1	62.0	16	274	17.13
Jennifer	Bishop		2008-09	13	20	8	2.50	5	16.0	5	107	21.40
Sam	Bishop		2012-13	1	1	0	-	0	0.0	0	0	-
Cris	Bisiotis		1991-92	2	54	2	27.00	0	0.0	0	0	-
Mark	Bitmead		2017	3	6	3	2.00	0	15.0	3	56	18.67
Andrew	Blackburn		1992-93	1	3	1	3.00	0	0.0	0	0	-
Colin	Blake		1990-91	4	19	4	4.75	2	2.0	0	6	-
Marcus	Blake		2007-08	3	27	2	13.50	0	12.0	3	84	28.00
Stewart	Blandford		2005-06	14	169	16	10.56	4	6.0	2	44	22.00
Michael	Blangiardo		Pre-83	35	548	35	15.66	2	57.0	14	179	12.79
Sam	Block		2017-18	1	0	1	0.00	1	-	-	-	-
Graeme	Bloom	Bloomy	2015-16	50	259	25	10.36	8	158.1	27	800	29.62
Evan	Blythe	Ev	2005-06	74	362	37	9.78	18	886.0	145	2781	19.18
Kosta	Bolis		2005-06	3	12	3	4.00	2	11.0	4	100	25.00
Frank	Boner		1991-92	1	7	2	3.50	1	0.0	0	0	-
Frank	Bonfa		2006-07	44	240	27	8.89	2	109.1	14	620	44.29
Joe	Bonfa		1992-93	140	879	77	11.42	19	1409.0	243	3954	16.27
Peter	Bonfa		2006-07	28	247	18	13.72	4	10.0	2	92	46.00
Steven	Bonfa		2004-05	61	1147	62	18.50	6	327.3	64	1309	20.45
Anthony	Boonan		1997-98	1	6	1	6.00	0	0.0	0	0	-
Vince	Borg		1990-91	13	234	14	16.71	2	0.0	0	0	-
Alexei	Borrell		2006-07	20	179	13	13.77	3	94.0	13	345	26.54
Peter	Boulouxis	Uncle	1984-85	192	3974	173	22.97	28	675.0	103	2493	24.20
Allan	Bourke		1998-99	23	625	17	36.76	1	48.0	4	234	58.50
Shaun	Bourke		1997-98	1	0	1	0.00	1	1.0	0	15	-
Cassidy	Box		2017-18	16	122	4	30.50	2	92.1	26	555	21.34
Craig	Bray		1986-87	1	15	1	15.00	0	0.0	0	0	-
Peter	Brear		1994-95	5	396	5	79.20	0	12.0	2	31	15.50
Ben	Brelis		2007-08	26	130	21	6.19	6	61.0	9	370	41.11
John	Brelis		2005-06	42	79	19	4.16	6	175.0	30	761	25.37
Nicholas	Brelis		2009-10	94	700	64	10.93	8	427.5	84	1800	21.42
Ros	Brelis		2007-08	24	134	23	5.83	9	153.0	15	698	46.53
Robert	Breschkin		2002-03	18	168	17	9.88	3	35.0	5	199	39.80
Ian	Broadbent		1983-84	19	667	16	41.69	3	17.0	2	54	27.00
Corey	Brock		2014-15	30	229	26	8.81	6	9.0	0	43	-
Luke	Brock		2013-14	83	887	66	13.43	11	445.2	77	1579	20.50
Paul	Brock		2005-06	6	56	2	28.00	0	3.0	0	22	-
Jason	Brooks		2014	2	32	2	16.00	0	2.0	0	19	-
Xavier	Brooks		2012-13	2	0	1	0.00	1	5.0	0	47	-

All Time Statistics - to end season 2018/19

Name	Surname	Nickname	Debut	Games	Runs	Comp. Ins	Bat Ave	Ducks	Overs	Wkts	Runs Off	3owl Ave
Wayne	Brookshaw		1986-87	5	19	5	3.80	2	0.0	0	0	-
Craig	Brown	Brown	1996-97	24	538	19	28.32	2	76.0	10	243	24.30
Daniel	Brown		2008-09	21	134	16	8.38	5	10.0	3	90	30.00
Duncan	Brown		2005-06	4	20	1	20.00	0	50.0	6	185	30.83
Liam	Brown		2003-04	17	162	16	10.13	2	19.0	6	58	9.67
Robert	Brown		1986-87	3	4	3	1.33	2	0.0	0	0	-
Wendy	Browning		2008-09	1	5	0	-	0	0.0	0	0	-
Lalith	Buddhadasa		2007-08	37	372	28	13.29	4	236.0	39	833	21.36
Adam	Buriani		2011-12	11	117	12	9.75	1	10.0	0	71	-
Matt	Burrows		2013-14	2	28	2	14.00	1	7.0	0	35	-
Kevin	Burt		1989-90	4	9	2	4.50	0	0.0	0	0	-
Phillip	Buultjens		2003-04	1	36	1	36.00	0	8.0	0	41	-
Grant	Byrne		2001-02	4	92	5	18.40	1	44.0	6	161	26.83
C												
Emanuel	Caccamo		1999-00	22	412	19	21.68	2	11.0	2	54	27.00
Michael	Caccamo		1999-00	27	640	22	29.09	4	14.0	3	11	3.67
Anthony	Cafari	Caf	2013-14	63	1347	55	24.49	5	204.4	32	876	27.37
Vince	Calabro		1989-90	3	11	1	11.00	0	20.0	3	75	25.00
Adam	Caligiuri		2011-12	8	21	6	3.50	2	7.0	0	71	-
Daniel	Caligiuri		2011-12	10	332	9	36.89	1	66.0	14	286	20.43
David	Callendar		1988-89	11	301	9	33.44	1	1.0	0	2	-
Dean	Campbell	Che	2000-01	13	39	2	19.50	0	195.0	26	584	22.46
Garry	Campbell		1973-74	28	595	22	27.05	2	3.0	0	10	-
Ian	Campbell		1986-87	4	65	4	16.25	0	19.0	7	80	11.43
Robert	Campbell		1976-77	19	166	19	8.74	4	32.0	10	100	10.00
Frank	Candido		1987-88	3	2	3	0.67	1	0.0	0	0	-
James	Cannatelli		2007-08	1	19	1	19.00	0	0.0	0	0	-
Frank	Cano		1976-77	28	357	27	13.22	5	109.0	25	518	20.72
Sandro	Capocchi	Sambo	1985-86	293	6743	268	25.16	34	852.2	135	2757	20.42
Sam	Carbone	Surgeon	2012-13	100	2438	85	28.68	6	144.3	23	607	26.39
Carmen	Carew		2008-09	4	0	1	0.00	1	1.0	0	10	-
Peter	Carmen		1980-81	9	145	9	16.11	2	71.0	21	269	12.81
Philip	Carmine		2018-19	1	-	-	-	0	-	-	-	-
Vince	Carpanzano		1996-97	1	0	1	0.00	1	0.0	0	0	-
Joe	Carroll		2006-07	22	526	24	21.92	3	18.0	2	85	42.50
Frank	Caruso		Pre-83	53	344	47	7.32	19	412.0	76	1301	17.12
John	Casagrande		2005-06	18	250	17	14.71	1	70.0	10	334	33.40
Darren	Caton		1992-93	20	629	19	33.11	2	15.0	5	105	21.00
Garry	Chahine		1981-82	1	7	1	7.00	0	0.0	0	0	-
Shane	Chalmers	Shano	2014-15	45	509	31	16.41	5	229.0	56	1057	18.87
Vikash	Chand	Vik	2006-07	10	361	10	36.10	3	155.0	23	430	18.70
Darren	Chant		2017-18	5	82	4	20.50	2	-	-	-	-
Liam	Chant		2017-18	1	3	1	3.00	-	-	-	-	-
Steve	Chaplin		1986-87	3	9	3	3.00	2	24.0	3	82	27.33
Adam	Chapple	Chaps	1999-00	27	624	22	28.36	4	66.0	12	319	26.58
Harry	Charalambous		1994-95	11	51	8	6.38	3	46.0	12	211	17.58
Shaun	Charles		1975-76	6	17	2	8.50	0	6.0	0	24	-
Jimmy	Charocheris		1994-95	7	58	6	9.67	0	0.0	0	0	-
Amit	Chaudhary	Armsie	2007-08	66	1455	42	34.64	6	536.5	110	1538	13.98
Prateek	Chaudhary		2007-08	4	295	3	98.33	0	7.0	2	34	17.00
Matthew	Cheligoy		2003-04	18	239	19	12.58	1	58.0	9	165	18.33
Deepak	Chetty		2016	1	4	1	4.00	0	0.0	0	0	-
Domenic	Chiera		2004-05	52	487	36	13.53	8	309.0	60	1421	23.68
Peter	Chiera		2004-05	24	240	13	18.46	3	56.0	15	254	16.93
Roger	Chitty		1977-78	10	256	12	21.33	1	59.0	15	188	12.53
Vishal	Chopra	Little Vish	2010-11	23	180	16	11.25	4	63.2	12	342	28.50
Elliott	Christopher		2014-15	1	1	0	-	0	4.0	1	9	9.00
Mark	Cini	Junior	1998-99	204	3653	154	23.72	12	1109.2	192	3902	20.32
Matt	Clare		2012-13	3	8	3	2.67	1	5.0	0	31	-
Damien	Clarke		2017-18	22	525	18	29.16	3	47.2	8	188	23.50
Ethan	Clarke		2007-08	4	82	2	41.00	0	18.0	2	117	58.50
Jackson	Clarke	Jacko	2005-06	19	57	14	4.07	6	8.0	1	70	70.00
James	Clarke		2001-02	47	362	45	8.04	10	88.0	18	573	31.83
Paul	Clarke		1986-87	9	191	9	21.22	0	9.0	0	58	-
Max	Clear		1986-87	5	74	4	18.50	0	28.0	5	118	23.60
Dinny	Cleary		2012-13	9	98	8	12.25	0	22.0	6	142	23.67
Grant	Clements		2014-15	1	0	1	0.00	1	3.0	0	25	-
Paul	Cluney		1998-99	1	14	1	14.00	0	0.0	0	0	-
Tony	Coco		Pre-83	61	597	58	10.29	15	205.0	68	1094	16.09
Ben	Coghlan		2010-11	18	55	13	4.23	3	108.0	16	562	35.13
Michael	Colaci		1986-87	19	182	17	10.71	0	170.0	23	433	18.83

All Time Statistics - to end season 2018/19

80

Name	Surname	Nickname	Debut	Games	Runs	Comp. Ins	Bat Ave	Ducks	Overs	Wkts	Runs Off	3owl Ave
Paul	Colaci		1998-99	5	33	1	33.00	0	2.0	0	22	-
Rocky	Colaci		1998-99	1	6	1	6.00	0	0.0	0	0	-
Con	Colaidis		1981-82	1	1	1	1.00	0	6.0	2	7	3.50
Craig	Cole		1998-99	1	0	0	-	0	7.0	4	26	6.50
Isaac	Coleman		2014-15	11	98	14	7.00	5	13.0	4	64	16.00
Alex	Coleridge		207-18	1	0	0	-	-	7.0	1	31	31
Martin	Collins		2004-06	13	250	9	27.78	1	4.0	0	31	-
Paul	Collins		1981-82	1	0	1	0.00	1	0.0	0	0	-
Tracey	Collins		2008-09	2	0	1	0.00	1	2.0	0	13	-
Daniel	Comande	DC	2009-10	111	1549	88	17.60	13	651.3	132	2724	20.63
David	Comande		2013-14	2	1	1	1.00	0	2.0	1	10	10.00
Paul	Comino		1990-91	113	578	73	7.92	17	149.0	29	952	32.83
Shane	Comino		1991-92	80	386	70	5.51	21	74.0	9	485	53.89
Ethan	Coombe		2015-16	14	16	8	2.00	5	54.0	13	357	27.46
Michael	Cooney		2000-01	3	2	2	1.00	1	0.0	0	0	-
Richard	Cooney	Coondog	2002-03	110	254	71	3.57	27	27.0	5	307	61.40
Steve	Cooper		1989-90	9	206	7	29.43	0	34.0	8	159	19.88
Alex	Coote	Coota	2008-09	19	115	14	8.21	4	48.0	6	378	63.00
Ben	Coote		2006-07	28	224	15	14.93	3	164.0	23	537	23.35
Phil	Coote		2006-07	9	7	2	3.50	0	0.0	0	0	-
Caoimhin	Corcoran		2018-19	2	-	-	-	0	-	-	-	-
Peter	Cordell		1992-93	5	24	3	8.00	0	18.0	3	34	11.33
Bill	Cormack		1980-81	9	155	6	25.83	1	69.0	13	290	22.31
Graeme	Cornwill		1971-72	32	369	36	10.25	9	111.0	29	561	19.34
Ross	Cornwill		1971-72	21	126	15	8.40	5	24.0	11	106	9.64
Denis	Corollo		Pre-83	14	104	12	8.67	6	111.0	18	387	21.50
Robert	Corollo		Pre-83	76	321	47	6.83	13	660.0	143	2065	14.44
Damian	Cosgriff		2003-04	3	14	2	7.00	1	0.0	0	0	-
Tony	Coslovich		1983-84	73	1196	68	17.59	3	170.0	23	433	18.83
Joel	Costigan		2004-05	31	91	27	3.37	10	60.0	9	296	32.89
Paul	Costoglou		1996-97	4	19	1	19.00	0	0.0	0	0	-
Glen	Courts	Buddha	1999-00	48	1965	43	45.69	3	74.0	7	243	34.71
Liam	Coventry-Poole		2003-04	4	49	3	16.33	0	6.0	2	70	35.00
Sam	Coventry-Poole		2006-07	73	1463	62	23.59	6	118.1	23	541	23.52
Nigel	Cowan	Junior	2017	46	285	27	10.55	5	255.5	44	1336	30.36
Erin	Cowley		2007-08	1	9	1	9.00	0	6.0	0	78	-
Dean	Coxall	Coxy	2016-17	14	327	13	25.15	2	15	2	61	30.50
Gianni	Cozzi		2011-12	1	9	1	9.00	0	0.0	0	0	-
Paul	Cramer		Pre-83	37	328	22	14.91	4	302.0	46	895	19.46
Brett	Cresswell		1992-93	5	38	2	19.00	0	0.0	0	0	-
Dean	Cresswell		1992-93	3	44	1	44.00	0	0.0	0	0	-
Wally	Crocker		1989-90	3	15	2	7.50	0	2.0	0	15	-
Christopher	Crofts		2014-15	4	1	2	0.50	1	0.0	0	0	-
Leigh	Crowe		2018-19	1	1	1	1.00	0	-	-	-	-
Richie	Cudmore		1996-97	17	64	7	9.14	2	66.0	9	393	43.67
Denis	Culhane		Pre-83	8	23	8	2.88	2	0.0	0	0	-
Neil	Cullen		1980-81	10	46	9	5.11	2	33.0	6	88	14.67
Alan	Cullinger		Pre-83	1	0	1	0.00	1	0.0	0	0	-
Michael	Cumbo	Mickster	2000-01	247	2529	253	9.99	49	191.2	37	1011	27.32
Allan	Cumming		2002-03	195	1386	164	8.45	40	80.5	14	567	40.5
Doug	Cumming		2010-11	60	95	35	2.71	17	10.0	2	95	47.5
Jack	Cumming		2014-15	5	1	3	0.33	2	13.0	1	106	106
James	Cumming		2009-10	1	16	1	16.00	0	0.0	0	0	-
Brett	Curran	Skipper	2005-06	113	762	60	12.70	12	265.2	77	1044	13.56
Liam	Curran		2007-08	11	30	6	5.00	3	44.0	11	168	15.27
Kilian	Cusack		2012-13	7	7	3	2.33	2	2.0	0	25	-
D												
Chris	Daley		1997-98	1	34	1	34.00	0	0.0	0	0	-
Mick	Dalpiaz		1986-87	1	10	1	10.00	0	0.0	0	0	-
Anthony	Daniels		2002-03	1	0	1	0.00	1	1.0	1	0	0.00
Joe	Darmanin		2005-06	3	57	3	19.00	1	5.0	4	38	9.50
Darcy	Darvill		1989-90	6	22	2	11.00	2	0.0	0	0	-
Tony	Darvill		Pre-83	32	430	27	15.93	2	0.0	0	0	-
Jeremy	Davey		2016-17	34	502	24	20.91	9	0.0	0	0	-
Alex	Davidson		2014-15	58	735	52	14.13	4	129.0	33	742	22.48
Caleb	Davidson		1985-86	1	10	1	10.00	0	0.0	0	0	-
Corey	Davidson		1985-86	63	375	26	14.42	10	558.0	109	1844	16.92
Tony	Davies		1986-87	17	128	16	8.00	2	7.0	1	41	41.00
Matt	Davis		2011-12	3	63	3	21.00	0	9.0	4	33	8.25
Ray	Davis		1987-88	1	2	2	1.00	1	4.0	1	19	19.00

All Time Statistics - to end season 2018/19

Name	Surname	Nickname	Debut	Games	Runs	Comp. Ins	Bat Ave	Ducks	Overs	Wkts	Runs Off	3owl Ave
Peter	Dawkins		1971-72	61	350	45	7.78	11	332.0	69	1487	21.55
Surrender	Dayma		2010-11	6	91	5	18.20	1	7.0	7	47	6.71
Clyde	D'Cruz		2015-16	40	367	29	12.66	3	143.0	33	683	20.69
Jacinta	de Niese		2008-09	9	46	7	6.57	3	7.0	1	52	52.00
Jacob	de Niese	Jake	2006-07	127	1407	119	11.82	24	131.2	17	797	46.88
Jaidan	de Niese		2012-13	1	7	1	7.00	0	0.0	0	0	-
Susan	de Niese		2009-10	1	0	0	-	0	0.0	0	0	-
Brian	Dee		1974-75	6	90	5	18.00	1	55.0	5	156	31.20
Nathan	Deery		2017-18	19	269	12	22.42	2	4	1	25	25
Con	Delis		1994-95	10	42	5	8.40	2	61.0	9	251	27.89
Brad	D'Elton		2013-14	2	7	1	7.00	0	7.0	0	26	-
Jenny	Demarte		2008-09	2	78	0	-	0	7.0	1	28	28.00
Natalie	Demarte		2008-09	33	416	28	14.86	2	50.2	8	326	40.75
Ken	Dempster		1986-87	5	4	4	1.00	3	0.0	0	0	-
Ian	Denny	Eggers	1983-84	326	11621	260	44.70	21	3904.4	644	10767	16.71
Andrew	DeSilva		1992-93	5	79	4	19.75	0	0.0	0	0	-
Channa	DeSilva	Banger	2009-10	112	2869	115	24.94	12	44.0	7	287	41.00
David	Desmond		2003-04	1	65	1	65.00	0	7.0	1	51	51.00
Bianca	Devine		2009-10	7	5	4	1.25	2	2.0	0	21	-
Tricia	Devine		2009-10	3	0	3	0.00	3	1.0	0	5	-
George	Diakonidis		1998-99	2	28	2	14.00	0	2.0	0	28	-
Luis	DiGiglio		2008-09	2	11	2	5.50	0	12.0	3	35	11.67
Ches	DiGiovine		2009-10	5	23	1	23.00	0	12.0	3	44	14.67
Matthew	DiGiovine		2009-10	2	0	1	0.00	1	2.0	0	5	-
Chris	Dillon		2004-05	1	76	1	76.00	0	4.0	0	21	-
Jamie	Dillon		2004-05	9	59	8	7.38	2	15.0	2	96	48.00
Matt	Dimble		2017	3	67	2	33.50	0	14.0	5	71	14.2
Charlie	Distefano		Pre-83	65	1202	64	18.78	7	55.0	11	216	19.64
Nick	Dodd		1988-89	12	88	11	8.00	1	65.0	12	314	26.17
Chris	Doherty		1991-92	30	138	16	8.63	5	233.0	33	804	24.36
Sean	Doherty		2003-04	9	22	5	4.40	1	55.0	6	223	37.17
Jason	Dolezal-May		2006-07	10	22	6	3.67	2	8.0	1	53	53.00
Subramani	Doraiswamy	Sid	2010-11	12	113	13	8.69	3	35.0	5	174	34.80
Fraser	Dostine		2017-18	1	0	0	-	-	7.0	0	29	-
Paul	Double		1981-82	1	0	0	-	0	0.0	0	0	-
Domenic	Douglas		1985-86	7	144	6	24.00	0	0.0	0	0	-
Paul	Douglas		2010-11	1	32	1	32.00	0	0.0	0	0	-
Brendan	Dowd		2009-10	5	31	5	6.20	1	27.0	5	154	30.80
Ken	Dowd		2009-10	4	47	3	15.67	1	0.0	0	0	-
Michael	Dowd		2009-10	2	0	0	-	0	0.0	0	0	-
Frank	Doyle		2002-03	2	4	1	4.00	0	9.0	1	43	43.00
Russell	Doyle		Pre-83	44	437	36	12.14	7	203.0	37	640	17.30
Luke	Draffen		2017-18	2	17	2	8.50	-	1.3	0	15	-
William	Drew		2012-13	3	51	3	17.00	0	2.0	0	13	-
Dean	Druitt		1992-93	1	1	1	1.00	0	3.0	0	33	-
Dahlin	D'Souza		2014	1	46	1	46.00	0	0.0	0	0	-
Sean	Duckworth	Ducky	2017-18	13	254	9	28.22	2	89.4	23	300	13.0435
Gary	Dudderidge		Pre-83	41	1101	40	27.53	2	22.0	6	78	13.00
Noah	Dunlop		2014-15	1	0	1	0.00	1	0.0	0	0	-
Steve	Dunn		2003-04	2	0	2	0.00	2	0.0	0	0	-
Paul	Dunne		1986-87	1	5	1	5.00	0	7.0	1	24	24.00
Aaron	Durovic		1989-90	6	62	2	31.00	1	4.0	0	8	-
Phil	Dylan		1998-99	1	0	1	0.00	1	5.0	1	32	32.00
E												
Tony	Eden		2016	1	1	1	1.00	0	0.0	0	0	-
Troy	Eden		2014-15	25	522	24	21.75	5	204.5	30	676	22.53
James	Edwards		2018-19	1	1	0	-	0	7.0	0	34	-
Paul	Edwards		Pre-83	17	424	17	24.94	2	33.0	7	176	25.14
Marty	Egan		Pre-83	92	1177	70	16.81	11	1013.0	176	2621	14.89
Kevin	Eggerton		1992-93	1	0	0	-	0	14.0	1	32	32.00
Glenn	Eismontas	Stamps	2002-03	66	1038	66	15.73	9	111.0	13	552	42.46
Nicholas	Elias	Kazi	2014-15	7	122	8	15.25	3	37.0	5	154	30.80
Darryl	Elliott		1979-80	141	2284	120	19.03	18	1192.0	191	3476	18.20
Michael	Elliott		1999-00	33	52	12	4.33	6	504.0	83	1660	20.00
Paul	Elliott		2006-07	2	15	3	5.00	1	0.0	0	0	-
Steve	Elworthy		2001-02	2	79	2	39.50	0	24.0	0	89	-
Christopher	Enright		2010-11	3	12	4	3.00	2	5.0	1	36	36.00
Nathan	Ervin		2016-17	1	72	0	-	0	0.0	0	0	-
Matthew	Esmore		2010-11	118	1621	99	16.37	16	626.4	129	2667	20.67
Shane	Esmore		2010-11	45	343	40	8.58	5	10.0	1	99	99.00
Stephen	Esmore		2010-11	90	314	52	6.04	13	430.4	71	1788	25.18

All Time Statistics - to end season 2018/19

82

Name	Surname	Nickname	Debut	Games	Runs	Comp. Ins	Bat Ave	Ducks	Overs	Wkts	Runs Off	3owl Ave
Ethrem	Esperat		1986-87	4	19	2	9.50	1	26.0	3	62	20.67
Mitchell	Evans		2009-10	26	317	26	12.19	2	20.0	3	124	41.33
Phillip	Ewing		2002-03	1	2	2	1.00	0	0.0	0	0	-
F												
Ryan	Fairclough	Panda	2005-06	54	449	49	9.16	5	38.0	8	227	28.37
Umar	Farooq		2011-12	56	152	34	4.47	12	378.0	66	1163	17.62
Steve	Farquer		1988-89	1	5	1	5.00	0	0.0	0	0	-
Liam	Farrell	Stingray	2015-16	57	1133	45	25.18	4	262.0	53	1326	25.01
Mick	Fawkner		1997-98	2	2	1	2.00	1	18.0	1	58	58.00
Adam	Fearnley		2017	7	19	5	3.80	1	38.0	10	191	19.10
Jesse	Felle		2001-02	209	3436	184	18.67	13	1984.4	385	6193	16.08
Michael	Felle		2002-03	19	26	15	1.73	8	19.0	5	191	38.20
Pat	Felmingham		2005-06	98	2513	97	25.91	11	119	28	497	17.75
Cian	Fenaughty		2004-05	2	2	2	1.00	0	0.0	0	0	-
Eamonn	Fenaughty		2004-05	17	45	8	5.63	3	23.0	10	182	18.20
Peter	Fenaughty		2003-04	111	339	64	5.30	21	0.0	0	0	-
Seamus	Fenaughty		2003-04	20	66	18	3.67	7	62.0	11	258	23.45
James	Ferguson		1992-93	1	0	0	-	0	3.0	0	7	-
Paul	Ferraro		1998-99	3	48	2	24.00	0	0.0	0	0	-
Alistair	Ferrier		2013-14	33	558	35	15.94	2	8.5	5	29	5.80
Jake	Ferrier		2004-05	14	96	15	6.40	3	32.0	8	176	22.00
Paul	Finlay		2000-01	3	1	2	0.50	1	6.0	1	29	29.00
Felix	Fischer		2018-19	10	20	4	5.00	1	50.5	12	199	16.58
Tim	Fisher		2000-01	103	462	68	6.79	27	829.0	107	2835	26.50
Bec	Fitzgerald		2008-09	8	20	4	5.00	1	19.0	1	108	108.00
Danny	Fitzpatrick	Fitzy	1988-89	134	3207	116	27.65	12	1282.0	210	3558	16.94
Peter	Fitzpatrick		1988-89	22	267	18	14.83	4	77.0	16	351	21.94
Tom	Fitzpatrick		Pre-83	1	10	1	10.00	0	0.0	0	0	-
Wayne	Fitzpatrick		1988-89	27	45	10	4.50	6	1.0	0	3	-
Brett	Fletcher	Fletch	2000-01	23	91	12	7.58	4	248.0	38	607	15.97
Ray	Fletcher		1991-92	1	14	2	7.00	1	1.0	0	12	-
Samuel	Fontana	Fonz	2016-17	31	621	18	34.50	0	168.0	32	840	26.25
George	Formisano		1988-89	2	39	1	39.00	0	14.0	1	32	32.00
Mark	Forster		2006-07	10	242	11	22.00	1	11.0	2	50	25.00
Michael	Foster	Foz	2009-10	5	82	3	27.33	0	17.0	4	99	24.75
Jim	Fotopoulos		1984-85	3	32	4	8.00	0	2.0	1	16	16.00
Jesse	Franco		1998-99	1	0	0	-	0	0.0	0	0	-
Peter	Frangoulis		2004-05	8	20	7	2.86	2	14.0	2	89	44.50
Alex	Fraser		1986-87	1	0	1	0.00	1	15.0	1	61	61.00
Angus	Fraser		2014-15	1	1	1	1.00	0	0.0	0	0	-
Tim	Fraser		2003-04	3	14	2	7.00	0	2.0	0	25	-
Shane	Frenette	Paddle Pop	2000-01	41	534	45	11.87	6	26.0	5	145	29.00
Brian	Furlong		2015	3	29	3	9.67	1	7.0	0	45	-
G												
David	Gallagher		1997-98	1	0	1	0.00	1	1.0	0	11	-
Aluth	Gamage Sachinthana		2017	2	4	2	2.00	1	-	-	-	-
Bede	Gannon	Beedoss	2005-06	163	1711	114	15.01	15	1367.5	265	4887	18.44
David	Gardiner		1978-79	8	74	8	9.25	4	6.0	1	27	27.00
Jack	Gardiner		1995-96	4	62	5	12.40	1	1.0	0	7	-
John	Gardiner		2007-08	4	50	3	16.67	1	0.0	0	0	-
Kevin	Gardiner	K.G.	1975-76	232	1190	134	8.88	29	1640.0	268	5134	19.16
Leo	Gardiner		2012-13	1	0	1	0.00	1	0.0	0	0	-
Peter	Gardiner	P.G.	1971-72	244	2593	190	13.65	26	1863.0	323	6020	18.64
Terry	Gardiner		2007-08	3	0	0	-	0	21.0	3	87	29.00
Kristian	Garland	Kristie	2010-11	29	626	30	20.87	4	18.0	5	76	15.20
Darren	Gaskell		2013-14	1	4	1	4.00	0	0.0	0	0	-
John	Gaspar		1996-97	11	45	3	15.00	0	14.0	4	129	32.25
Daniel	Gauci		2009-10	4	79	3	26.33	0	15.0	1	41	41.00
George	Gauci		1998-99	1	0	0	-	0	0.0	0	0	-
Mark	Gauci	Gauch	1998-99	324	7340	292	25.14	27	1555.4	294	5010	17.04
Matt	Gauci	Matty G.	1997-98	117	2561	101	25.36	16	419.0	63	1157	18.37
Sean	Gauntlett		1984-85	2	38	2	19.00	0	0.0	0	0	-
Mark	Gaut		1996-97	4	13	2	6.50	0	2.0	1	15	15.00
Terry	Gaut		Pre-83	14	127	6	21.17	1	0.0	0	0	-
Steven	Gentilin	Elvis	2007-08	31	333	18	18.50	4	203.0	26	681	26.19
Jim	Gerada		1985-86	2	83	2	41.50	0	4.0	0	19	-
Tariq	Gerardi		2012-13	3	29	3	9.67	1	6.0	2	30	15.00
Charlie	Gervasi		Pre-83	8	17	5	3.40	2	2.0	1	4	4.00
Matthew	Gervasi		2006-07	2	11	1	11.00	0	0.0	0	0	-
Charlie	Gila		1991-92	28	572	23	24.87	4	5.0	0	45	-
Tony	Gila		1991-92	35	379	27	14.04	3	291.0	54	966	17.89

All Time Statistics - to end season 2018/19

Name	Surname	Nickname	Debut	Games	Runs	Comp. Ins	Bat Ave	Ducks	Overs	Wkts	Runs Off	3owl Ave
Nathan	Gilbee		2002-03	7	99	7	14.14	1	14.0	3	71	23.67
Dejan	Gilevski		2018-19	2	-	-	-	0	8.0	0	18	
Maggie	Gill		2009-10	1	2	1	2.00	0	6.0	1	52	52.00
Daniel	Gillies		2004-05	11	155	9	17.22	2	56.0	12	195	16.25
Adrian	Giordano		2004-06	17	309	18	17.17	2	12.0	1	81	81.00
David	Girvin		1998-99	5	4	2	2.00	0	12.0	2	58	29.00
Eric	Glazner		1986-87	6	68	4	17.00	0	17.0	6	104	17.33
Matt	Gleeson		2012-13	1	9	1	9.00	0	9.0	2	29	14.50
Shannon	Gleeson		2008-09	1	13	1	13.00	0	5.0	0	8	-
Tony	Gleeson		1997-98	94	1517	71	21.37	7	517.1	80	1590	19.87
Piyush	Gogia	Money	2018-19	3	14	2	7	1	3.0	0	41	-
Peter	Golding		2007-08	184	1447	79	18.32	9	14.0	2	156	78.00
Shane	Golds	Goldsy	1988-89	105	2172	85	25.55	7	301.0	59	1155	19.58
Luke	Gooley		1993-94	34	723	33	21.91	7	44.0	4	209	52.25
Mark	Gooley		1996-97	23	311	20	15.55	1	82.0	19	528	27.79
Simon	Gooley		1996-97	25	273	23	11.87	4	121.0	16	570	35.63
Prasanna	Gopalakrishnan		2006-07	5	66	5	13.20	0	12.0	2	32	16.00
Alex	Gorham		2013-14	9	100	8	12.50	0	74.0	10	278	27.80
Daniel	Gorham		2007-08	21	111	7	15.86	1	52.0	14	310	22.14
Rodney	Gorham		2008-09	19	60	11	5.45	1	41.0	10	332	33.20
Jake	Gorry		2018-19	1	1	1	1.00	0	1.0	0	13	
Joshua	Gorry		2018-19	9	235	6	39.16	0	53.0	7	192	27.42
Robert	Goss		2006-07	1	0	0	-	0	2.0	0	20	-
Travis	Gow		2017	5	63	5	12.60	0	8.3	5	41	8.20
David	Graetz		2003-04	53	48	21	2.29	15	23.0	5	164	32.80
Shaun	Gray		1985-86	1	1	1	1.00	0	19.0	7	50	7.14
Tony	Gray		2007-08	1	0	1	0.00	1	2.0	0	9	-
Travis	Gray		2013-14	1	8	1	8.00	0	0.0	0	0	-
Steve	Grech		1991-92	1	0	0	-	0	7.0	2	22	11.00
Mark	Green		1992-93	2	0	0	-	0	3.0	0	17	-
Ewan	Greenfield		2006-07	10	137	3	45.67	3	70.0	8	279	34.88
Dom	Gregorio		2017-18	4	7	4	1.75	2	-	-	-	-
Mark	Grenville		2018-19	10	184	8	23.00	1	27.0	4	85	21.25
Peter	Grey		Pre-83	3	32	2	16.00	1	3.0	0	4	-
Ron	Grimble		1986-87	28	439	28	15.68	1	91.0	25	294	11.76
John	Gritty		1992-93	4	88	3	29.33	1	18.0	0	62	-
Ashley	Grundy		2004-05	8	60	7	8.57	1	6.0	1	44	44.00
Aaron	Grutteria		2012-13	7	113	9	12.56	1	27.0	9	152	16.89
Samuel	Gunther	GunShow	2016-17	21	225	16	14.06	0	11.0	3	44	14.66
H												
Dale	Hadfield		1997-98	85	1057	70	15.10	13	4.0	1	33	33.00
Brian	Hallett		Pre-83	60	893	55	16.24	9	373.0	62	1006	16.23
Sam	Hamid		1998-99	5	26	1	26.00	0	5.0	1	32	32.00
Peadar	Hanley		2013-14	1	13	1	13.00	0	6.0	1	37	37.00
John	Hannah		1996-97	7	99	4	24.75	0	70.0	8	169	21.13
Darrell	Hannell		1973-74	24	64	28	2.29	10	45.0	17	250	14.71
Len	Hannell		1973-74	24	71	24	2.96	10	3.0	2	8	4.00
Chris	Hannigan		1997-98	5	17	4	4.25	2	50.0	6	174	29.00
Antony	Harbor		2006-07	8	69	7	9.86	2	49.0	8	189	23.63
Ben	Harding		2003-04	2	12	2	6.00	1	19.0	4	91	22.75
Kane	Harding		2008-09	24	207	11	18.82	1	366.0	73	954	13.06
Rose	Harrington		2008-09	2	9	1	9.00	0	9.0	1	32	32.00
David	Harris		1990-91	10	158	5	31.60	0	93.0	15	284	18.93
Glen	Harris		2017	2	26	2	13.00	0	3.0	1	21	21.00
James	Harris		2015-16	34	579	28	20.68	3	0.0	0	0	-
Martin	Harris		1988-89	3	42	3	14.00	1	3.0	0	9	-
Jimmy	Harrison		2017	15	234	11	21.27	1	69.5	11	313	28.45
Alan	Harry	Cougar	2006-07	55	1096	50	21.92	2	7.0	9	285	31.67
Ashley	Harry		2007-08	6	6	4	1.50	2	56.0	0	37	-
Riley	Harry-Blackall		2012-13	2	21	3	7.00	1	7.0	1	29	29.00
Michael	Harvey	Ranga	1977-78	258	7513	256	29.35	11	71.0	20	414	20.70
Robert	Harvey		2001-02	3	39	5	7.80	2	43.0	9	184	20.44
Jakob	Haskell		2018-19	2	34	1	34.00	0	3.0	1	26	26.00
Khalid	Hassan		2012-13	27	851	31	27.45	5	328.0	53	1018	19.21
Shafi	Hassan		2011-12	4	70	4	17.50	0	10.0	1	51	51.00
Paul	Hawkless		1973-74	17	74	17	4.35	5	6.0	3	55	18.33
David	Haynes		2014-15	1	6	1	6.00	0	0.0	0	0	-
Adrian	Hays		2018-19	10	35	4	8.75	2	58.0	2	235	117.50
Bill	Heales		1985-86	3	114	4	28.50	1	1.0	0	0	-
Joe	Hebaiter		2003-04	20	6	8	0.75	4	0.0	0	0	-
Paul	Hedjes		2005-06	26	295	24	12.29	6	78.0	9	495	55.00

All Time Statistics - to end season 2018/19

Name	Surname	Nickname	Debut	Games	Runs	Comp. Ins	Bat Ave	Ducks	Overs	Wkts	Runs Off	3owl Ave
Neil	Henderson		1971-72	21	1365	25	54.60	1	255.0	83	918	11.06
Ken	Hennessy		1981-82	1	10	1	10.00	0	0.0	0	0	-
Steven	Herbert	Sherbs	2008-09	52	366	33	11.09	4	437.0	65	1271	19.55
Jamie	Herring		2010-11	12	192	11	17.45	0	74.0	11	323	29.36
Syed	Hesham		2016	1	1	1	1.00	0	2.0	0	19	-
Virajith	Hewarachchi	VB	2011-12	1	0	0	-	0	2.0	0	1	-
Brad	Hibben		1994-95	22	344	20	17.20	2	13.0	3	60	20.00
Wes	Hickman		2007-08	1	4	1	4.00	0	0.0	0	0	-
Tony	Hicks		Pre-83	35	134	17	7.88	2	2.0	0	22	-
Kengo	Hirata		2016-17	1	26	1	26.00	0	0.0	0	0	-
Bernadette	Hobbs		2007-08	12	45	11	4.09	4	0.0	0	0	-
Connor	Hobbs		2013-14	1	0	0	-	0	5.0	2	35	17.50
Paul	Hobbs	Honnsie	2006-07	103	1122	84	13.36	16	12.0	2	77	38.50
Seamus	Hobbs		2006-07	7	39	3	13.00	0	4.0	0	19	-
Vic	Hodge		2011-12	7	10	5	2.00	3	14.0	0	72	-
Thomas	Holden		2013-14	3	27	3	9.00	0	4.0	0	15	-
Bevan	Holder		2017-18	11	129	10	12.90	1	20.0	4	124	31.00
James	Holt		1998-99	68	1004	53	18.94	7	208.1	49	844	17.22
Shannon	Hood		2012-13	7	46	5	9.20	0	69.3	13	214	16.46
David	Hooper		1981-82	1	0	1	0.00	1	0.0	0	0	-
Darcy	Horne		2010-11	18	115	10	11.50	1	98.0	16	397	24.81
Phil	Horner		2007-08	1	5	1	5.00	0	0.0	0	0	-
Clint	Horwood		2006-07	3	11	2	5.50	1	7.0	1	39	39.00
Joe	Hoseman		1974-75	45	260	49	5.31	15	5.0	1	59	59.00
Matthew	Houston		2016-17	5	89	3	29.67	0	32.0	6	167	27.83
Jamie	Howard	Bundy	2000-01	40	1049	35	29.97	7	73.0	11	321	29.18
Glenn	Howe		2013-14	6	130	5	26.00	0	27.3	4	105	26.25
Mick	Howell		1994-95	3	14	2	7.00	0	23.0	5	87	17.40
James	Howes		2011-12	9	44	8	5.50	2	32.0	5	107	21.40
Alexander	Hudgson		2014-15	1	0	0	-	0	3.0	0	22	-
Rob	Hudson		2002-03	1	3	0	-	0	0.0	0	0	-
Alan	Hughes		1984-85	6	208	6	34.67	0	5.0	2	6	3.00
Elliott	Hughes		2017-18	20	427	17	25.12	0	0.0	0	0	-
Margie	Hurley		2008-09	1	0	0	-	0	0.0	0	0	-
Saad	Hussain		2014-15	7	111	7	15.86	1	60.0	7	194	27.71
Susie	Hutchinson		2009-10	2	5	1	5.00	0	2.0	0	22	-
David	Hutchison	Hutch	2008-09	54	1023	53	19.30	11	63.5	10	371	37.10
I												
Vince	Iannucci		2017	1	6	1	6.00	0	6.0	1	21	21.00
Anas	Ijaz		2014-15	5	186	5	37.20	2	22.0	4	112	28.00
Simon	Iles		1991-92	10	244	9	27.11	0	0.0	0	0	-
Tony	Indomenico		1981-82	1	18	1	18.00	0	0.0	0	0	-
Charlie	Intagliata		1975-76	9	23	8	2.88	4	6.0	0	43	-
Luke	Intagliata		2008-09	2	0	0	-	0	2.0	0	17	-
Michael	Intagliata		2008-09	1	5	0	-	0	0.0	0	0	-
Mick	Intagliata	Intags	Pre-83	185	1437	124	11.59	25	1655.0	263	6261	23.81
Robert	Intagliata		2006-07	3	23	2	11.50	1	11.0	3	32	10.67
Tanya	Intagliata		2006-07	43	242	36	6.72	7	225.0	28	1110	39.64
Craig	Ion		Pre-83	72	862	65	13.26	10	148.0	16	470	29.38
Gary	Irons	G.I.	Pre-83	227	1281	109	11.75	32	2777.0	427	7943	18.60
Mian	Ismail		2017	1	16	1	16.00	0	7.0	2	76	38.00
John	Italia		2007-08	2	19	2	9.50	1	3.0	1	37	37.00
Sriram	Iyer		2010-11	10	139	9	15.44	3	11.0	7	67	9.57
Subu	Iyer		2008-09	21	169	17	9.94	0	49.0	9	290	32.22
J												
Charlie	Jackson	Chaz	2014-15	44	421	26	16.19	8	287.0	58	1185	20.43
Matthew	James		2018-19	1	12	1	12.00	0	-	-	-	-
Dylan	Jamieson		2017-18	11	73	6	12.16667	-	8.2	3	56	18.6667
David	Jensen		2004-05	3	0	0	-	0	4.0	1	25	25.00
Vimalan	Jeremiah		2014	1	6	0	-	0	4.0	1	14	14.00
Jan	Jinadasa		Pre-83	27	267	24	11.13	4	13.0	6	23	3.83
Craig	Jobson	Jobbo	2000-01	10	167	10	16.70	0	52.0	7	194	27.71
Ajith	John	AJ	2006-07	2	50	2	25.00	0	0.0	0	0	-
Alan	Johncock		2015-16	3	1	1	1.00	0	0.0	0	0	-
Alex	Johnson		2005-06	2	3	3	1.00	1	2.0	0	33	-
Gary	Johnson		Pre-83	91	904	72	12.56	14	927.0	121	2589	21.40
James	Johnston		2007-08	19	163	9	18.11	1	63.0	12	316	26.33
Kim	Johnston		2007-08	32	360	30	12.00	3	76.0	12	464	38.67
Nathan	Johnston		2017	20	33	6	5.50	5	53.0	7	284	40.57
David	Jolley		1998-99	50	1546	40	38.65	2	8.0	1	38	38.00

All Time Statistics - to end season 2018/19

Name	Surname	Nickname	Debut	Games	Runs	Comp. Ins	Bat Ave	Ducks	Overs	Wkts	Runs Off	3owl Ave
Cassie	Jones		2008-09	1	0	0	-	0	0.0	0	0	-
Heath	Jones		2002-03	37	887	39	22.74	6	446.0	66	1275	19.32
Lindsay	Jones		Pre-83	22	78	14	5.57	5	9.0	2	70	35.00
Nathan	Jones		1991-92	8	87	8	10.88	2	53.0	5	263	52.60
Ankit	Joshi		2007-08	1	0	0	-	0	1.0	1	0	0.00
Peter	Judge		1988-89	1	0	0	-	0	7.0	1	21	21.00
Dean	Jukic	Juka Hazzard	1998-99	260	4539	206	22.03	29	1389.0	298	4533	15.21
K												
Pesala	Kahawita		2018	2	7	1	7.00	1	6.0	1	62	62.00
Alex	Kalamaras		1991-92	17	26	7	3.71	5	161.0	31	799	25.77
Arif	Kalem		1984-85	13	282	11	25.64	1	36.0	5	88	17.60
Dwayne	Kalokathis		1986-87	5	138	5	27.60	0	4.0	0	19	-
Muhammad	Kamran		2008-09	1	77	1	77.00	0	7.0	3	33	11.00
Krish	Kanchan		2018	19	179	12	14.92	2	103.5	21	490	23.33
Raju	Kandel		2018-19	2	6	1	6.00	0	-	-	-	-
Aidan	Kanj		2017	3	53	3	17.67	1	9.0	3	52	17.33
Akshay	Kapadia		2018-19	16	43	7	6.14	3	17.2	7	93	13.29
John	Kapetanovski		1986-87	1	16	1	16.00	0	0.0	0	0	-
Kern	Kapoor		2013	42	987	35	28.20	5	184.1	48	1037	21.60
Peter	Karampetsos		1986-87	11	46	10	4.60	1	23.0	6	101	16.83
Ziad	Kassab		1998-99	1	34	1	34.00	0	8.0	1	30	30.00
Alex	Kater		2017-18	2	77	1	77.00	-	12.0	3	41	13.67
Zayd	Kathrada		2002-03	3	86	3	28.67	0	21.0	6	78	13.00
Stuart	Keating		2006-07	3	7	3	2.33	2	20.0	4	77	19.25
Robert	Keenan		2004-05	8	109	7	15.57	0	35.0	7	145	20.71
Sean	Kelly		1983-84	5	42	5	8.40	1	0.0	0	0	-
Michael	Kenny		1981-82	1	0	1	0.00	1	0.0	0	0	-
Kam	Kenny-Jones		2009-10	19	161	15	10.73	4	53.0	15	305	20.33
Mark	Keogh		1981-82	1	62	1	62.00	0	9.0	2	50	25.00
Steve	Keogh		1986-87	5	13	1	13.00	0	46.0	6	124	20.67
Chris	Kerr		2004-05	22	316	17	18.59	2	61.0	10	386	38.60
Murtaza	Khaliq		2012-13	22	75	14	5.36	4	200.0	53	547	10.32
Moh. Azar	Khan		2017-18	5	34	4	8.50	-	-	-	-	-
Muh. Naveed	Khan		2012-13	1	4	1	4.00	0	13.0	3	58	19.33
William	Khoury		2004-05	4	15	4	3.75	1	5.0	0	44	-
Brad	King		1996-97	12	18	4	4.50	4	1.0	0	8	-
Garth	King		2006-07	6	192	7	27.43	0	0.0	0	0	-
Lily	King		2007-08	1	1	1	1.00	0	2.0	0	23	-
Neil	King		1974-75	92	1549	56	27.66	4	209.1	60	1125	18.75
Phill	King		2003-04	113	917	93	9.86	19	2.0	1	35	35.00
Tom	King		2001-02	137	2342	120	19.52	7	545.2	87	2053	23.59
Vishal	Kinger		2018-19	2	16	2	8.00	0	1.0	0	11	-
Nicholas	Kleeman		2016	1	0	0	-	0	6.0	0	21	-
B.	Kliene		1983-84	8	67	8	8.38	2	7.0	2	43	21.50
Michael	Klitzing		2018-19	1	31	0	-	0	-	-	-	-
Michael	Klomp		2011-12	25	222	22	10.09	3	39.0	12	179	14.92
Tony	Klose		Pre-83	12	105	13	8.08	3	0.0	0	0	-
C.	Kneebone		1989-90	1	46	1	46.00	0	6.0	0	4	-
Daniel	Kneebone		2013-14	1	0	0	-	0	0.0	0	0	-
Warwick	Knill	Jacko	Pre-83	44	542	38	14.26	5	70.0	10	320	32.00
Brendan	Knowles		1991-92	39	339	22	15.41	5	80.0	12	287	23.92
Michael	Knowles		1990-91	1	20	0	-	0	8.0	4	32	8.00
John	Knox		1988-89	18	76	9	8.44	0	176.0	27	536	19.85
Iraklis	Kolokithas		2004-05	38	160	18	8.89	5	341.0	62	1154	18.61
Owen	Kosakiewicz		2007-08	2	17	2	8.50	0	14.0	2	56	28.00
Kavinda	Kottege		2016	1	1	1	1.00	0	0.0	0	0	-
Con	Koulouris		2008-09	20	321	17	18.88	0	102.0	21	461	21.95
Nathan	Koulouris		2008-09	20	54	10	5.40	3	37.0	9	174	19.33
Peter	Kouppas		2016-17	1	5	1	5.00	0	0.0	0	0	-
Karthik	Krishina		1999-00	16	85	8	10.63	1	117.0	21	461	21.95
Nick	Kritharidis		2004-05	15	361	16	22.56	2	154.0	18	456	25.33
Ashley	Krollig		2011-12	19	124	15	8.27	4	73.0	11	396	36.00
Johnny	Krstanac		1985-86	6	43	5	8.60	1	11.0	0	60	-
Sanjeev	Kumar		2013	1	12	1	12.00	0	7.0	2	37	18.50
Vijay	Kumar		2013	1	9	1	9.00	0	0.0	0	0	-
Shiwantha	Kumara	Shiv	2018-19	12	205	8	25.63	2	119.4	15	336	22.40
L												
William	Lai		2000-01	67	820	68	12.06	15	100.0	21	516	24.57
Ron	Lallicafini		1992-93	26	228	19	12.00	4	10.0	5	59	11.80
Rob	Lamberti	Lambers	1989-90	53	1818	39	46.62	1	133.0	21	365	17.38
Damien	Lane		1990-91	3	2	2	1.00	2	33.0	6	89	14.83

All Time Statistics - to end season 2018/19

Name	Surname	Nickname	Debut	Games	Runs	Comp. Ins	Bat Ave	Ducks	Overs	Wkts	Runs Off	3owl Ave
Paul	Larkins		2018-19	1	-	-	-	0	-	-	-	-
Ross	Larobina		1996-97	24	586	14	41.86	1	60.0	14	414	29.57
James	Launer		2008-09	6	31	5	6.20	1	21.0	3	110	36.67
Nick	Launer		2007-08	25	538	25	21.52	5	114.0	16	401	25.06
Colin	Lavars		1975-76	3	7	4	1.75	2	16.0	8	103	12.88
Mark	Laver		1997-98	1	7	1	7.00	0	0.0	0	0	-
Michael	Lawrence		2008-09	8	28	6	4.67	2	32.0	3	182	60.67
Brooke	Lawson		2009-10	6	8	3	2.67	1	4.0	0	22	-
Dean	Lawson	Possum	2006-07	157	4455	145	30.72	21	200.0	43	878	20.41
Kristofor	Lawson		2016-17	33	140	21	6.66	8	221.0	36	831	23.08
Sam	Lawson		2007-08	34	125	28	4.46	10	187.0	26	794	30.54
Jonathan	Lee	Jono	2013-14	8	31	4	7.75	0	0.0	0	0	-
Chris	Leece		2013	1	0	1	0.00	0	0.5	0	28	-
David	Leece		2013	6	61	6	10.17	0	1.0	0	0	-
Peter	Legato		2007-08	50	243	44	5.52	12	19.0	4	154	38.50
Paul	Lennon		1986-87	4	5	2	2.50	0	0.0	0	0	-
Christopher	Lenz		2008-09	1	0	1	0.00	1	0.0	0	0	-
William	Lenz		2008-09	1	1	1	1.00	0	4.0	1	21	21.00
Anthony	Leonardo	Doc	2017	37	334	28	11.93	3	99.3	17	525	30.88
Sophie	L'estrange		2009-10	1	2	1	2.00	0	0.0	0	0	-
L.	Lewicki		1997-98	2	27	2	13.50	0	6.0	2	34	17.00
Brett	Lewis		1995-96	13	123	11	11.18	1	118.0	13	355	27.31
Jeff	Lewis		2001-02	32	235	27	8.70	4	125.0	19	538	28.32
Mark	Lewis		2018-19	1	1	0	-	0	-	-	-	-
James	Liberatore		2004-05	8	15	5	3.00	3	33.0	6	158	26.33
Michael	Lierse		2003-04	2	97	3	32.33	0	6.0	0	54	-
Jake	Little		2007-08	23	372	22	16.91	4	126.0	19	530	27.89
David	Logan		1988-89	9	132	10	13.20	1	5.0	1	10	10.00
George	Loh		2008-09	100	1196	86	13.91	15	724.1	132	2631	19.93
Frank	Lombardi		1981-82	10	62	7	8.86	1	6.0	1	17	17.00
Barry	Long		2000-01	3	89	3	29.67	1	19.0	1	61	61.00
John	Lopes		1973-74	29	603	26	23.19	3	84.0	25	403	16.12
Bill	Loughron		1991-92	71	1819	61	29.82	7	234.0	41	924	22.54
Tony	Loughron		1995-96	10	99	8	12.38	2	1.0	0	7	-
Roger	Lowry		1984-85	2	0	0	-	0	5.0	0	24	-
John	Loy		2009-10	4	26	3	8.67	3	2.0	0	22	-
Laurie	Luhm		2001-02	4	132	4	33.00	0	71.0	9	270	30.00
Jacob	Lumsden		2006-07	12	146	9	16.22	0	50.0	11	269	24.45
Justin	Lumsden		2006-07	11	80	7	11.43	0	41.0	10	244	24.40
Scott	Lumsden		2004-05	2	5	1	5.00	0	9.0	0	31	-
Adrian	Luvara		1996-97	30	318	12	26.50	4	149.0	31	833	26.87
Marty	Luvara		1996-97	37	886	28	31.64	2	69.0	17	500	29.41
Joseph	Lynch		2017-18	2	12	2	6.00	1	4.0	0	19	-
M												
John	Maaraoui		2018-19	2	0	0	-	0	2.0	1	14	14.00
Muhammad	Maaz		2011-12	24	242	21	11.52	4	225.2	42	735	17.50
Callum	MacGregor		2004-05	26	122	19	6.42	5	131.0	19	721	37.95
Nitin	Madan		2014	23	323	16	20.19	2	115.3	24	555	23.12
Mark	Madden	Leftie	2005-06	68	913	51	17.90	10	308.0	56	1213	21.66
Julian	Madigan	Jules	2001-02	25	469	26	18.04	1	19.0	5	101	20.20
Michael	Madigan		2003-04	10	21	9	2.33	3	39.0	6	263	43.83
Joshua	Maginness		2005-06	67	1284	62	20.71	7	142.2	22	602	27.36
Darren	Mahoney		1978-79	10	55	6	9.17	0	29.0	16	87	5.44
Gerald	Mahoney		1988-89	21	107	13	8.23	2	11.0	4	80	20.00
Shane	Mahoney		Pre-83	14	82	9	9.11	1	123.0	24	271	11.29
Tolga	Mail		2017-18	1	0	0	-	-	-	-	-	-
Mark	Majerczak		1985-86	1	10	1	10.00	0	0.0	0	0	-
Patrick	Malcolm		2000-01	42	353	33	10.70	13	378.0	62	1408	22.71
Rhys	Malcolm		2002-03	10	104	7	14.86	2	68.0	6	250	41.67
Justin	Maley		2019	1	38	0	-	-	6.0	1	38	38.00
Gaurav	Malhotra		2014	23	274	17	16.12	2	4.0	0	46	-
Amit	Malik		2016	3	18	3	6.00	0	18.0	5	105	21.00
Will	Mallory		2003-04	10	97	12	8.08	3	140.0	22	358	16.27
Luke	Malone		2007-08	38	268	21	12.76	3	149.4	34	688	20.24
Stephen	Malone		2006-07	37	368	16	23.00	0	41.0	6	314	52.33
Julien	Mancini		1996-97	23	194	9	21.56	3	0.0	0	0	-
Daniel	Mangan		1998-99	13	7	3	2.33	3	50.0	12	201	16.75
Dishnaka	Manoj	Dish	2018-19	14	45	7	6.43	1	133.2	18	583	32.38
Peter	Mantoudis		1986-87	5	76	4	19.00	1	50.0	6	146	24.33
Karl	Manu'a		2008-09	1	15	1	15.00	0	5.0	0	29	-

All Time Statistics - to end season 2018/19

Name	Surname	Nickname	Debut	Games	Runs	Comp. Ins	Bat Ave	Ducks	Overs	Wkts	Runs Off	3owl Ave
Tony	Marasco	Marra	2003-04	22	316	23	13.74	6	2.0	0	7	-
Luke	Marinelli		2008-09	39	579	29	19.97	3	26.0	7	143	20.43
Michael	Marinelli		2009-10	4	42	4	10.50	1	4.0	0	0	-
John	Marosey		1983-84	1	3	1	3.00	0	0.0	0	0	-
Elizabeth	Marr		2008-09	23	143	16	8.94	3	64.0	5	288	57.60
Jessica	Marr		2008-09	28	110	17	6.47	5	99.0	15	374	24.93
Samantha	Marr		2008-09	26	593	22	26.95	4	185.0	19	491	25.84
Steve	Marshall		Pre-83	162	2998	121	24.78	14	317.0	45	960	21.33
Benn	Martiniello		2008-09	20	147	14	10.50	6	83.0	15	447	29.80
John	Martiniello		2008-09	25	105	9	11.67	3	12.0	2	86	43.00
Laz	Martsoulis		1991-92	10	247	9	27.44	0	7.0	1	42	42.00
J.	Mason		1989-90	4	15	5	3.00	2	31.0	9	125	13.89
Jeff	May		2006-07	6	5	3	1.67	1	4.0	0	22	-
Ashley	Mayne		Pre-83	70	288	54	5.33	6	14.0	2	64	32.00
Laurie	Mayne		Pre-83	161	4383	128	34.24	13	302.0	51	1028	20.16
K.	McAlpine		1981-82	1	0	1	0.00	1	7.0	2	28	14.00
James	McArthur		2014-15	3	0	1	0.00	1	2.0	1	7	7.00
Tony	McAsey		1983-84	6	36	3	12.00	1	5.0	3	13	4.33
Matt	McAuliffe		2001-02	6	25	7	3.57	6	2.0	0	8	-
Ian	McBain		1998-99	1	0	1	0.00	1	0.0	0	0	-
Craig	McBean		1987-88	17	334	17	19.65	2	41.0	2	173	86.50
Russell	McBride		1986-87	1	33	1	33.00	0	3.0	0	11	-
Peter	McCann		1986-87	1	0	0	-	0	5.0	1	16	16.00
Grahame	McCulloch	Grey	2007-08	35	66	18	3.67	5	8.3	1	60	60.00
C.	McDonald		1986-87	2	4	1	4.00	0	0.0	0	0	-
J.	McDonald		1985-86	1	38	1	38.00	0	17.0	2	28	14.00
Jordon	McDonald		2015-16	59	1032	49	21.06	0	255.4	49	1114	22.73
Shane	McDonald		2016-17	63	950	41	23.17	5	4.0	2	14	7.00
Tanya	McDonald	Tanny M	2009-10	38	133	24	5.54	11	117.0	19	607	31.95
Wayne	McDonald		2008-09	8	32	5	6.40	0	46.0	3	213	71.00
Mark	McDougall	Macka	1985-86	14	331	11	30.09	0	28.0	9	73	8.11
Luke	McGinty		2011-12	1	2	1	2.00	0	1.0	0	1	-
R.	McGrath		1981-82	2	7	2	3.50	0	0.0	0	0	-
Peter	McGuirk		1974-75	49	610	43	14.19	8	177.0	54	969	17.94
Aaron	McHutchison		2004-05	6	2	3	0.67	2	17.0	3	50	16.67
Bill	McInerney		1986-87	1	6	1	6.00	0	0.0	0	0	-
Liam	McIntosh		2009-10	16	166	16	10.38	6	51.0	12	146	12.17
Nick	McIntyre		1983-84	4	48	4	12.00	1	0.0	0	0	-
David	McKay		2017	2	51	2	25.50	0	11.0	3	29	9.67
Jaycob	McKay		2011-12	9	18	7	2.57	4	84.0	14	267	19.07
Brendan	McKeegan	Keegs	2015-16	12	197	11	17.91	2	85.4	8	266	33.25
Daniel	McKenzie		2010-11	3	37	1	37.00	1	0.0	0	0	-
Geoff	McKenzie		1986-87	4	53	5	10.60	1	0.0	0	0	-
Jim	McKenzie	Stynesy	1984-85	222	1836	99	18.55	19	2208.0	350	6584	18.81
Geoff	McKeown	Charlie	1998-99	157	3569	151	23.64	23	20.0	2	127	63.50
Nicole	McLachlan		2007-08	40	354	33	10.73	4	153.0	36	734	20.39
Doug	McLaggan		1989-90	74	691	58	11.91	8	756.0	124	2281	18.40
Scott	McLaggan		1990-91	2	88	1	88.00	0	6.0	0	24	-
Paul	McLean		2016	1	15	1	15.00	0	0.0	0	0	-
Ken	McLeod		1971-72	70	1122	78	14.38	11	370.0	92	1613	17.53
Rod	McLeod		1971-72	140	3471	137	25.34	12	241.0	41	909	22.17
Scott	McLeod		1989-90	75	787	41	19.20	6	655.0	105	1861	17.72
Keith	McManamny		Pre-83	70	551	39	14.13	6	851.0	173	3404	19.68
Drew	McMurdo		2003-04	6	83	6	13.83	0	7.0	2	51	25.50
Grant	McMurdo		2003-04	10	111	9	12.33	2	52.0	7	351	50.14
Samip	Mehta		2011-12	6	23	6	3.83	3	28.0	6	87	14.50
Vishal	Mehta	Big Vish	2010-11	34	429	31	13.84	2	198.0	34	507	14.91
R.	Meldrum		1981-82	7	75	10	7.50	3	3.0	0	22	-
Kevin	Memery		2008-09	28	204	17	12.00	4	0.0	0	0	-
Thomas	Memery		2009-10	24	333	21	15.86	3	5.0	0	30	-
Lou	Mertikas		1988-89	9	123	8	15.38	2	19.0	6	71	11.83
Frank	Meyers		1996-97	8	92	6	15.33	1	0.0	0	0	-
Greg	Meyers	Shuma	Pre-83	229	2534	150	16.89	25	12.0	5	82	16.40
M.	Meyers		Pre-83	10	37	1	37.00	0	126.0	10	397	39.70
Chris	Micallef		2008-09	23	66	20	3.30	4	15.0	4	99	24.75
Terry	Michail		Pre-83	78	1021	59	17.31	10	674.0	164	2616	15.95
Gary	Miladinovic		2002-03	2	61	3	20.33	1	24.0	8	55	6.88
Brad	Miles		1995-96	12	27	3	9.00	1	64.0	7	191	27.29

All Time Statistics - to end season 2018/19

Name	Surname	Nickname	Debut	Games	Runs	Comp. Ins	Bat Ave	Ducks	Overs	Wkts	Runs Off	3owl Ave
George	Miller		1996-97	4	20	3	6.67	0	19.0	1	87	87.00
Nathan	Miller		2012-13	15	10	10	1.00	3	8.0	3	63	21.00
Nick	Millman		2012-13	3	24	1	24.00	0	6.0	2	47	23.50
Alan	Milne		2009-10	18	36	7	5.14	4	45.0	8	308	38.50
Bryan	Milne		2009-10	28	158	21	7.52	5	94.0	17	424	24.94
Trent	Milne		2011-12	29	765	27	28.33	1	37.0	10	153	15.30
Daniel	Mitchell		1999-00	12	6	3	2.00	1	120.0	21	406	19.33
Gail	Mitchell		2009-10	2	0	0	-	0	0.0	0	0	-
Joshua	Moloney		2012-13	7	37	5	7.40	0	32.0	3	169	56.33
Liam	Moloney		2015-16	9	43	4	10.75	2	74.1	4	297	74.25
Simon	Mongan		2011-12	3	7	2	3.50	0	2.0	0	9	-
Brian	Moore		1976-77	24	149	24	6.21	3	0.0	0	0	-
Grant	Moore		1998-99	46	818	36	22.72	5	142.0	10	466	46.60
Jan	Moore		2008-09	8	21	6	3.50	3	2.0	0	17	-
Vicki	Moore		2008-09	40	31	23	1.35	15	36.0	3	345	115.00
Vance	Moran		1996-97	1	2	1	2.00	0	0.0	0	0	-
Cameron	Morris		2016	7	49	4	12.25	1	26.0	9	177	19.67
Stephen	Morris		2016	7	51	6	8.50	2	15.0	6	110	18.33
Peter	Morrison		1990-91	26	436	22	19.82	3	34.0	8	149	18.63
Tomas	Morrissy		2018-19	10	76	8	9.50	3	27.4	5	130	26.00
Jim	Morton		2007-08	3	25	3	8.33	1	4.0	1	33	33.00
Julian	Muldoon		2004-05	1	76	0	-	0	7.0	3	18	6.00
Ned	Mulkearns		2017	2	53	0	-	0	3.1	3	9	3.00
Kerry	Munday		1998-99	54	600	33	18.18	4	394.0	65	1318	20.28
Matt	Munday		2006-07	2	0	0	-	0	0.0	0	0	-
Robert	Munday		2006-07	2	0	1	0.00	1	7.0	2	43	21.50
Lina	Muratore		2007-08	22	85	18	4.72	5	2.0	1	11	11.00
D.	Murphy		1996-97	1	0	1	0.00	1	2.0	0	9	-
Eamonn	Murphy		2010-11	4	9	2	4.50	0	6.0	0	37	-
Edgar	Myer		2011-12	2	10	3	3.33	1	8.0	1	29	29.00
N												
Bill	Nagel		Pre-83	141	3885	123	31.59	9	1512.0	282	4813	17.07
D.J	Nagle		1989-90	11	54	8	6.75	3	78.0	14	265	18.93
Darren	Nagle	Spud	1985-86	342	6306	265	23.80	19	2666.5	447	6970	15.59
Terry	Nagle	Tex	Pre-83	143	950	57	16.67	7	1782.0	319	5023	15.75
Rakesh	Naidu		2007-08	10	74	7	10.57	3	53.0	10	225	22.50
Jesse	Nankivell-Sandor	Hyphen	2003-04	170	1682	129	13.04	25	738.2	126	3274	25.98
Tom	Neeson		2018-19	2	-	-	-	0	2.0	1	29	29.00
Craig	Neil		1981-82	1	3	1	3.00	0	0.0	0	0	-
Colin	Netherclift		1971-72	64	1021	55	18.56	8	694.0	201	3523	17.53
Steve	Neville		1986-87	73	1136	73	15.56	2	3.0	1	26	26.00
Tom	Neville		1987-88	60	189	21	9.00	5	623.0	105	1759	16.75
Jack	Newman	Jacky Boy	2012-13	97	1253	81	15.47	10	613.3	108	2245	20.78
Noel	Newton		1991-92	28	415	27	15.37	2	2.0	0	23	-
Taylor	Newton		2018-19	1	16	1	16.00	0	3.4	2	24	12.00
Nam	Nguyen		2017-18	9	21	5	4.20	-	22.0	6	188	31.33
Junaid J	Niazi	JJ	2017	3	52	3	17.33	1	5.0	0	45	-
Fred	Nicholls		1980-81	19	237	23	10.30	5	34.0	18	332	18.44
Steven	Nickelson		2010-11	41	992	32	31.00	6	32.0	5	180	36.00
Greg	Nicol		2006-07	49	239	37	6.46	12	332.0	51	1381	27.08
Jacob	Nicol		2013-14	4	0	4	0.00	0	2.0	0	15	-
Jeff	Nicol		1985-86	94	605	80	7.56	20	192.5	42	972	23.14
Mark	Nicol		2002-03	5	51	6	8.50	4	6.0	0	55	-
Paul	Nicol	Pickle	1986-87	158	2153	98	21.97	11	1572.0	225	4447	19.76
Sharon	Nicol		2007-08	4	1	2	0.50	2	4.0	0	22	-
Wayne	Nicol	Wayne Leslie	1997-98	125	1554	89	17.46	15	872.0	132	2878	21.80
Eleni	Nicolaou		2007-08	1	0	0	-	0	0.0	0	0	-
Luca	Nimorakiotakis		2017-18	12	144	10	14.40	1	49.5	17	211	12.41
Anton	Noble		2014	1	20	0	-	0	5.0	1	15	15.00
Travis	Nolan		1998-99	3	0	0	-	0	8.0	0	16	-
Warwick	Nolan	Viv	1981-82	225	6194	165	37.54	10	14.0	1	84	84.00
Garry	Noonan	Noodles	1981-82	45	619	43	14.40	7	8.0	2	26	13.00
Jack	Noonan		2008-09	1	0	1	0.00	1	0.0	0	0	-
Jason	Noonan		2014	2	4	2	2.00	0	6.0	1	36	36.00
Jim	Noonan		1974-75	10	156	8	19.50	1	60.0	23	187	8.13
Mathew	Norrish		2010-11	4	64	3	21.33	0	11.0	4	44	11.00
Howard	Norsetter		2014-15	5	2	3	0.67	2	4.0	0	25	-
Joshua	Norsetter		2016-17	65	213	38	5.61	13	353.1	86	1396	16.23
Damien	Nott		1986-87	14	63	6	10.50	2	3.0	0	29	-
Eddie	Nott		1987-88	101	1100	70	15.71	13	658.0	114	1824	16.00
Amoolya	Nuthalapati		2017-18	3	4	1	4.00	0	5.0	1	18	18.00

All Time Statistics - to end season 2018/19

Name	Surname	Nickname	Debut	Games	Runs	Comp. Ins	Bat Ave	Ducks	Overs	Wkts	Runs Off	3owl Ave
O												
Danny	O'Boyle		1993-94	4	72	4	18.00	1	49.0	4	143	35.75
Jenny	O'Brien		2007-08	34	87	18	4.83	9	0.0	0	0	-
John	O'Brien		2004-05	59	554	45	12.31	5	448.2	90	1599	17.77
Reilly	O'Brien		2008-09	16	165	8	20.63	1	86.0	10	409	40.90
Sam	O'Brien		2005-06	58	599	33	18.15	6	351.0	75	1240	16.53
Scott	O'Connell		2004-05	12	10	4	2.50	3	6.0	2	52	26.00
Aidan	O'Connor		2013-14	6	92	8	11.50	0	8.0	3	66	22.00
Sean	O'Connor	Irish	2012-13	8	158	8	19.75	1	0.0	0	0	-
Jesse	O'Grady		2016-17	8	431	6	71.83	0	48.3	12	187	15.58
Chris	O'Haire		2003-04	23	171	18	9.50	1	80.0	12	339	37.67
Damian	O'Haire		2001-02	5	63	4	15.75	2	18.0	6	138	23.00
Michael	O'Haire		2001-02	23	114	16	7.13	7	141.0	22	577	26.23
Mark	O'Kane	Mok	2007-08	2	31	2	15.50	0	2.0	0	6	-
Peter	O'Kane	Pock	2008-09	69	1694	54	31.37	4	645.3	115	1905	16.57
Sean	O'Kane	Sock	2007-08	120	3363	100	33.63	13	317.1	83	1395	16.80
Michael	O'Keefe		1986-87	5	96	5	19.20	1	8.0	0	30	-
Ranji	Oliver		2014	1	35	0	-	0	3.0	0	17	-
David	O'Meara		2008-09	5	8	1	8.00	0	0.0	0	0	-
Mitchell	O'Meara		2008-09	7	103	4	25.75	0	7.0	1	49	49.00
Paul	O'Meara		2007-08	1	33	1	33.00	0	0.0	0	0	-
A.	O'Neill		2002-03	1	50	0	-	0	0.0	0	0	-
David	Onley		1991-92	13	104	9	11.56	0	49.0	8	332	41.50
Brian	O'Reilly		1971-72	56	1230	63	19.52	11	29.0	7	195	27.86
Peter	Ornsby	Animal	Pre-83	35	218	22	9.91	5	273.0	38	669	17.61
G.	O'Sullivan		1978-79	2	42	3	14.00	0	8.0	0	19	-
Michael	Ozbun	Ozzie	2012-13	128	1071	98	10.93	12	13.5	3	85	28.33
P												
Ian	Palmer		1980-81	10	264	12	22.00	3	92.0	30	258	8.60
C.	Pande		1999-00	6	12	1	12.00	0	36.0	11	53	4.82
Andreas	Panousieris		2009-10	11	57	9	6.33	3	44.0	7	197	28.14
L.	Pappagianou		Pre-83	12	92	8	11.50	1	41.0	8	130	16.25
Gerard	Parker		2015-16	6	38	3	12.67	1	26.0	3	113	37.67
Matt	Parkinson		2007-08	1	1	1	1.00	0	3.0	1	37	37.00
Kamal	Parmar		2009-10	25	205	21	9.76	4	67.0	15	290	19.33
Damon	Pascoe		2005-06	1	0	0	-	0	1.0	0	3	-
Adam	Patchell	Patch	2013-14	72	350	46	7.61	8	635.5	130	2137	16.43
Sahil	Patel		2017-18	6	35	6	5.83	4	7.0	3	22	7.33
Ian	Patman		1986-87	1	13	1	13.00	0	4.0	2	16	8.00
Simon	Pato		1998-99	1	10	1	10.00	0	5.0	0	20	-
Bill	Patterson		1991-92	11	211	10	21.10	1	5.0	0	37	-
O.	Pauli		1996-97	12	43	8	5.38	1	84.0	7	334	47.71
F.	Payne		1985-86	1	3	1	3.00	0	0.0	0	0	-
Andrew	Payton		2004-05	79	452	61	7.41	15	233.0	33	1356	41.09
David	Payton		2007-08	1	0	0	-	0	0.0	0	0	-
Simon	Payton		2006-07	60	1210	59	20.51	7	14.0	2	120	60.00
Adrian	Pearce		1990-91	10	99	1	99.00	0	33.0	5	114	22.80
George	Pearson	The Doctor	2009-10	54	1267	54	23.46	4	203.0	45	677	15.04
Allan	Peck		1992-93	2	32	2	16.00	0	1.0	0	9	-
Andrew	Pegg		2008-09	9	32	7	4.57	2	16.0	1	92	92.00
Gary	Pellis		1986-87	20	388	17	22.82	1	57.0	7	190	27.14
Arosha	Perera	Yoshi	2005-06	65	2566	62	41.39	12	425.2	53	1202	22.68
Jude	Perera		1991-92	38	163	19	8.58	6	482.0	85	1205	14.18
Glenn	Perussich		2008-09	43	850	38	22.37	4	130.0	32	605	18.91
Lachlan	Perussich		2008-09	5	0	3	0.00	3	7.0	3	35	11.67
Bryce	Peter-Budge		2006-07	49	960	46	20.87	4	6.0	0	21	-
Ben	Peters		2014-15	1	32	1	32.00	0	0.0	0	0	-
Greg	Peters	Cockroach	1982-83	220	4725	161	29.35	14	21.0	1	56	56.00
Steven	Peters		2007-08	1	0	1	0.00	1	0.0	0	0	-
John	Petropoulos		2012-13	42	259	36	7.19	10	56.2	11	344	31.27
B.	Phillips		1990-91	10	201	10	20.10	0	34.0	5	131	26.20
Daniel	Phillips	Daniel Son	1994-95	183	3255	172	18.92	20	903	180	3025	16.80
David	Phillips		1983-84	13	168	9	18.67	0	129.0	18	466	25.89
Fred	Phillips		1992-93	69	1629	54	30.17	4	33.0	2	142	71.00
Jack	Phillips		2014-15	1	0	0	-	0	4.0	2	33	16.50
Shane	Phillips		1992-93	85	1424	78	18.26	12	622.0	104	2005	19.28
Samuel	Philp		2016-17	2	61	1	61.00	0	0.0	0	0	-
Steve	Philp		2016-17	1	18	1	18.00	0	3.0	0	13	-
Harry	Pickering		2018-19	2	0	1	0.00	1	10.0	1	36	36.00
T.	Pititto		Pre-83	1	0	0	-	0	0.0	0	0	-
Dylan	Pleban		2018-19	1	-	-	-	0	5.0	2	23	11.50

All Time Statistics - to end season 2018/19

90

Name	Surname	Nickname	Debut	Games	Runs	Comp. Ins	Bat Ave	Ducks	Overs	Wkts	Runs Off	3owl Ave
Marcus	Plozza		2005-06	4	90	3	30.00	0	9.0	1	72	72.00
Christopher	Pollock	Polly	2015-16	44	453	32	14.16	10	373.1	71	1335	18.80
Jim	Polonidis	Polla	1992-93	291	4045	204	19.83	29	2241.0	395	5957	15.08
Tien	Polonidis		2006-07	46	307	44	6.98	10	251.2	30	1160	38.67
Nick	Porfyrus		2013-14	1	0	1	0.00	0	0.0	0	0	-
Ian	Potter	Ick	Pre-83	51	993	41	24.22	4	630.0	89	1915	21.52
John	Potter		Pre-83	5	63	4	15.75	2	64.0	14	203	14.50
Les	Potts		1996-97	14	82	6	13.67	2	171.0	23	412	17.91
Mitchell	Potts		2018-19	1	3	1	3.00	0	-	-	-	-
Ryan	Potts		1998-99	1	9	1	9.00	0	1.0	0	7	-
Sagar	Poudel		2018-19	3	40	2	20.00	0	23.0	1	58	58.00
Manu	Poulose		2018-19	17	188	15	12.53	3	36.1	11	205	18.64
Brendan	Powell		2014-15	16	245	14	17.50	2	66.4	9	261	29.00
Steve	Pratico		Pre-83	5	96	5	19.20	0	1.0	0	7	-
Graeme	Predgen		1997-98	6	73	4	18.25	0	47.0	8	283	35.38
Sam	Prentner		2017-18	1	16	1	16.00	-	1.0	0	9	-
Trevor	Price		1986-87	5	132	3	44.00	1	121.0	15	310	20.67
Craig	Pridham	Prids	2009-10	51	494	40	12.35	10	594.2	103	2064	20.03
Freddie	Priestley		2014-15	12	250	12	20.83	4	6.0	4	22	5.50
Nick	Puccio	Pooch	2008-09	12	162	10	16.20	1	0.0	0	0	-
Craig	Purcell		1988-89	6	76	5	15.20	0	0.0	0	0	-
Des	Purcell		1992-93	16	234	16	14.63	1	127.0	18	366	20.33
Ken	Purcell		1986-87	4	36	4	9.00	2	0.0	0	0	-
Anthony	Purificato		2005-06	9	67	9	7.44	2	17.0	2	114	57.00
Q												
Celeste	Quinton		2008-09	1	1	1	1.00	0	0.0	0	0	-
Ben	Quixley		2004-05	1	0	1	0.00	1	1.0	0	11	-
R												
Amelia	Radford		2008-09	9	213	7	30.43	1	50.0	7	168	24.00
Stephen	Radford	Pigeon	2006-07	35	110	22	5.00	8	72.3	21	299	14.24
Lou	Raffaele		2007-08	107	2945	100	29.45	8	247.5	47	706	15.02
Pramod	Raghavendran		2009-10	10	62	6	10.33	3	14.0	4	82	20.50
Kamil	Rahman		2014-15	3	41	3	13.67	0	17.0	0	84	-
Mahir	Rahman		2014-15	5	46	5	9.20	1	22.0	7	128	18.29
Vivek	Rajababu		2006-07	15	313	14	22.36	3	26.0	3	142	47.33
Dinesh	Rajalingam		2006-07	1	0	1	0.00	1	1.0	0	12	-
Nanda	Rama		2013-14	20	222	17	13.06	2	105.0	8	377	47.13
Sriram	Ramakrishnan		2008-09	16	229	12	19.08	0	94.2	20	462	23.10
Prakash	Raniga		2013-14	1	0	1	0.00	0	0.0	0	0	-
Raheel	Raniga		2013-14	2	0	0	-	0	0.0	0	0	-
Nakul	Rao		2016	3	86	1	86.00	0	10.0	1	68	68.00
Paresh	Rathod		2005-06	26	276	18	15.33	6	218.0	37	739	19.97
Dushan	Raveendrakumar		2008-09	19	500	18	27.78	2	27.0	1	150	150.00
Callen	Rawlings		2017-18	1	1	1	1.00	-	3.0	0	18	-
James	Rawlinson		2004-05	43	581	34	17.09	3	30.0	6	79	13.17
Shaun	Rayment		2005-06	170	623	109	5.72	39	137.5	27	846	31.33
Ed	Rayner		2015-16	59	442	52	8.50	7	85.3	13	445	34.23
Michael	Read		2004-05	1	0	1	0.00	1	1.0	0	5	-
Chris	Rebeiro		2015-16	21	380	17	22.35	1	6.0	1	31	31.00
Richard	Reddish		1996-97	44	338	42	8.05	10	140.0	37	562	15.19
Rod	Reddish		1971-72	1	51	1	51.00	0	3.0	1	19	19.00
Tom	Reilly		2009-10	3	25	3	8.33	2	23.0	3	68	22.67
Charlie	Reitano		Pre-83	23	283	20	14.15	0	26.0	2	79	39.50
Frankie	Reitano		2007-08	14	272	14	19.43	3	139.0	23	456	19.83
Joe	Reitano		2000-01	10	244	8	30.50	1	70.0	18	241	13.39
Brian	Rennex	Crackers	Pre-83	29	362	27	13.41	5	185.0	36	677	18.81
Joshua	Rennex		2008-09	1	13	1	13.00	0	0.0	0	0	-
Dominic	Retting		2016-17	49	950	35	27.14	3	70.0	15	377	25.13
L.	Reynolds		1996-97	1	3	1	3.00	0	3.0	1	17	17.00
Brendan	Rhodes	Jonty	2016-17	37	452	27	16.74	2	1.0	0	12	-
J.	Richards		1986-87	8	37	6	6.17	2	4.0	0	17	-
D.	Richardson		1991-92	1	55	1	55.00	0	5.0	0	23	-
Glenn	Richmond		2007-08	4	88	4	22.00	0	40.0	3	97	32.33
Anthony	Riggio	Riggsie	2015-16	10	229	7	32.71	1	15.0	3	72	24.00
Mark	Riley		2016	2	0	1	0.00	1	3.0	1	26	26.00
Darren	Rinaldi		2011-12	5	42	5	8.40	0	62.0	14	180	12.86
J.	Ritchie		1983-84	2	4	1	4.00	0	0.0	0	0	-
Stuart	Rixon	Ricko	2012-13	5	185	4	46.25	0	28.0	8	122	15.25
Daniel	Rizk		2004-05	1	16	0	-	0	0.0	0	0	-
David	Roach		2009-10	5	201	7	28.71	2	2.0	0	4	-
John	Roberts		2006-07	18	188	13	14.46	2	57.0	10	183	18.30

All Time Statistics - to end season 2018/19

Name	Surname	Nickname	Debut	Games	Runs	Comp. Ins	Bat Ave	Ducks	Overs	Wkts	Runs Off	3owl Ave
Sandi	Robertson		2007-08	12	12	11	1.09	6	3.0	0	22	-
Andrew	Rock		1987-88	2	31	2	15.50	0	5.0	0	25	-
Gary	Rodgers		1984-85	19	93	14	6.64	3	127.0	22	391	17.77
Peter	Rogan		1985-86	94	1778	81	21.95	11	33.0	4	159	39.75
Paul	Roll		1987-88	9	42	8	5.25	1	10.0	1	45	45.00
Franco	Romano		2000-01	1	0	0	-	0	0.0	0	0	-
Lino	Romano		2001-02	1	26	1	26.00	0	2.0	0	10	-
Alex	Ross		2014-15	2	70	2	35.00	0	0.0	0	0	-
Ian	Ross		2008-09	1	0	0	-	0	1.0	1	7	7.00
Sean	Ross		2008-09	1	17	1	17.00	0	4.0	1	25	25.00
Mick	Rossito		1980-81	1	9	1	9.00	0	3.0	0	19	-
Paul	Rossito		Pre-83	19	254	23	11.04	4	88.0	13	293	22.54
David	Rossitto		2010-11	1	0	1	0.00	1	0.0	0	0	-
Simon	Rossitto		2010-11	3	1	2	0.50	1	0.0	0	0	-
Adrian	Rotunno		2009-10	2	25	3	8.33	1	2.0	0	8	-
Sally	Rotunno		2007-08	14	79	10	7.90	3	5.0	1	58	58.00
Chris	Rowe		1995-96	11	347	11	31.55	0	45.0	7	107	15.29
Brendan	Rowlands		1999-00	13	223	12	18.58	3	14.0	5	66	13.20
Harry	Royal		2004-05	2	1	0	-	0	0.0	0	0	-
David	Royle	Choco	2008-09	11	12	4	3.00	2	34.0	8	149	18.63
Craig	Rule		1997-98	58	207	30	6.90	7	13.0	5	55	11.00
Eddie	Russell		2015-16	1	0	0	-	0	1.0	0	14	-
Patrick	Russell		2009-10	26	100	18	5.56	6	135.0	25	586	23.44
Shannon	Russell		2002-03	3	58	5	11.60	1	3.0	0	34	-
Will	Ryall		2005-06	3	3	2	1.50	1	2.0	0	23	-
Danny	Ryan		1997-99	21	132	13	10.15	0	162.0	25	617	24.68
David	Ryan		Pre-83	51	534	37	14.43	4	282.0	55	1016	18.47
Luke	Ryan		2000-01	12	75	9	8.33	2	79.0	18	273	15.17
Nick	Ryan		1977-78	6	39	6	6.50	0	0.0	0	0	-
Robert	Ryan		1997-98	14	186	11	16.91	3	1.0	0	1	-
Tim	Ryan		2009-10	39	178	34	5.24	8	214.0	39	951	24.38
S												
Joe	Sabato		1981-82	3	4	2	2.00	1	0.0	0	0	-
Ivan	Saddler		1996-97	21	340	17	20.00	3	196.0	32	586	18.31
John	Sadler		1999-00	14	206	11	18.73	0	0.0	0	0	-
Riaz	Salar-Uddin		2012-13	5	3	3	1.00	2	2.0	0	16	-
R.	Salatia		1989-90	2	26	2	13.00	1	0.0	0	0	-
A.	Saliba		2000-01	1	0	1	0.00	1	5.0	1	27	27.00
Steve	Salkas		2010-11	2	11	2	5.50	0	8.0	2	16	8.00
J.	Salvo		Pre-83	1	0	1	0.00	1	0.0	0	0	-
Lucky	Samarasighe		2002-03	5	35	7	5.00	2	2.0	1	9	9.00
Deepak	Sapkota		2018-19	2	35	1	35.00	0	-	-	-	-
Kamal	Sapkota		2018-19	7	8	6	1.33	4	56.0	10	148	14.80
Dino	Sapuppo	The Valve	2003-04	141	1342	98	13.69	23	603.4	102	2436	23.88
Rupoj	Sarbaswa		2007-08	7	3	3	1.00	1	15.0	1	92	92.00
Harvey	Saward		1991-92	15	458	14	32.71	0	32.0	4	169	42.25
Enzo	Scalzo		1987-88	9	121	8	15.13	0	0.0	0	0	-
P.	Scardilli		1981-82	9	113	8	14.13	1	0.0	0	0	-
Fabian	Scaunich		2005-06	3	5	1	5.00	1	12.0	2	71	35.50
Mark	Schuliga	Shags	1997-98	81	946	47	20.13	11	1011.0	150	2992	19.95
David	Schumann		2000-01	8	87	10	8.70	1	33.0	3	170	56.67
Jayden	Schwarze		2016	7	39	6	6.50	2	31.0	8	172	21.50
Bob	Sciacchitano	Shicka	1985-86	259	4563	233	19.58	25	885.5	158	3660	23.16
Declan	Scott		2016-17	6	2	3	0.67	2	36.0	3	132	44.00
Cameron	Scott		2007-08	3	44	2	22.00	0	0.0	0	0	-
Shane	Searle		1985-86	6	52	5	10.40	1	55.0	10	185	18.50
Akshat	Sehgal		2017	26	300	16	18.75	5	75.0	18	495	27.50
Robert	Semmens		1986-87	16	415	18	23.06	1	4.0	0	34	-
Geoff	Serong		1983-84	6	373	6	62.17	0	35.0	2	81	40.50
Robert	Seychell		2017-18	3	34	5	6.80	1	7.0	0	56	-
Jeet	Shah		2018-19	7	12	4	3.00	2	34.0	5	169	33.80
Imran	Shahid		2008-09	1	21	1	21.00	0	0.0	0	0	-
D.	Shalders		1986-87	4	51	5	10.20	1	0.0	0	0	-
Rahul	Sharma	Sunny	2005-06	70	1807	63	28.68	7	288.5	63	1119	17.76
Rajat	Sharma		2005-06	11	94	9	10.44	2	77.0	22	336	15.27
Steve	Sharma		2014-15	2	35	2	17.50	0	7.0	2	46	23.00
Liam	Shaw		2014-15	32	1192	25	47.68	0	78.0	12	378	31.50
Bernie	Sheldon		Pre-83	31	133	18	7.39	6	80.0	25	276	11.04
Wayne	Sheldon		1985-86	28	145	12	12.08	5	197.0	41	690	16.83
Padrick	Shelton	Paddy	2014-15	68	601	41	14.66	5	84.5	26	509	19.58
Peta	Shephard		2010-11	8	6	2	3.00	1	5.0	1	31	31.00

All Time Statistics - to end season 2018/19

Name	Surname	Nickname	Debut	Games	Runs	Comp. Ins	Bat Ave	Ducks	Overs	Wkts	Runs Off	3owl Ave
Darren	Sheppard		Pre-83	71	1131	72	15.71	10	23.0	3	123	41.00
Terry	Sheppard		Pre-83	29	245	17	14.41	2	206.0	32	641	20.03
Antony	Sherer	Publican	2007-08	49	295	26	11.35	8	476.0	69	1421	20.59
Jo	Sherer		2009-10	1	0	1	0.00	1	0.0	0	0	-
Geoff	Shiell		2016-17	28	172	17	10.12	4	169.0	26	638	24.53
Greg	Shultz		1984-85	41	576	33	17.45	3	7.0	2	29	14.50
Aslam	Siddiqui		2016	8	95	6	15.83	1	0.0	0	0	-
Chanaka	Silva		2015-16	34	1078	34	31.71	2	464.3	86	1196	13.90
Sam	Silvestro		1986-87	5	22	5	4.40	2	0.0	0	0	-
Christopher	Sinclair		2002-03	16	123	12	10.25	4	65.0	12	391	32.58
Amandeep	Singh		2014	19	415	16	25.94	2	96.3	35	376	10.74
Jatinder	Singh	Tinder	2014-15	101	1220	90	13.56	17	118.1	17	621	36.52
Manpreet	Singh	Manu	2017-18	32	327	25	13.08	3	22.0	2	164	82.00
Pardeep	Singh	Throaty	2012-13	22	208	20	10.40	1	142.0	34	408	12.00
Sukhdeep	Singh	Sunny	2016-17	36	292	30	9.73	11	209.3	42	616	14.66
Daniel	Siomos		1999-00	4	50	4	12.50	0	0.0	0	0	-
Matt	Siomos		1998-99	23	473	22	21.50	0	1.0	0	6	-
Shanaka	Siriwardana		2017-18	1	0	1	0.00	1	2.0	0	16	-
D.	Sirlakogou		1996-97	1	0	0	-	0	0.0	0	0	-
Arun	Sivasubramaniyan		2016	1	21	1	21.00	0	7.0	3	51	17.00
Jonathan	Siviloglou	Yianni	2017-18	2	53	1	53.00	-	9.0	2	65	32.50
Andreas	Skiotis	Dre	2017	50	36	28	1.29	13	19.3	5	193	38.60
Richard	Skipworth		1996-97	4	64	3	21.33	1	3.0	0	15	-
Benjamin	Skok		2014-15	69	419	50	8.38	18	82.0	13	446	34.30
B.	Slamin		1989-90	2	29	3	9.67	1	7.0	1	42	42.00
Darrin	Sleeth		1986-87	4	51	4	12.75	1	45.0	7	172	24.57
Steve	Smales		2015	2	3	2	1.50	0	2.0	0	14	-
Andre	Smith		2010-11	1	5	1	5.00	0	6.0	3	14	4.67
B.	Smith		1981-82	2	4	1	4.00	0	0.0	0	0	-
Geoff	Smith	Jethro	2001-02	98	1179	71	16.61	12	1102.0	160	3124	19.52
Lachlan	Smith		2017-18	3	0	1	-	1	4.0	1	38	38.00
Peter	Smith	Postcode	2001-02	216	775	99	7.83	28	1596.2	313	5967	19.06
R.	Smith		1996-97	4	82	4	20.50	0	3.0	2	14	7.00
Troy	Smith		2012-13	9	170	7	24.29	1	105.0	10	324	32.40
Brad	Snell		2008-09	2	1	2	0.50	1	0.0	0	0	-
Rakshit	Sohal		2013	4	10	4	2.50	0	12.0	1	45	45.00
Craig	Sonnberg		2008-09	10	109	5	21.80	2	59.0	10	263	26.30
Greg	Sorenson	Storm	2008-09	9	91	6	15.17	2	6.0	1	69	69.00
Harry	Sorrell		2014-15	9	71	8	8.88	1	58.0	9	260	28.89
Julia	Spagna		2009-10	3	11	2	5.50	1	0.0	0	0	-
Lisa	Spagna		2007-08	31	115	23	5.00	8	84.0	4	612	153.00
Mark	Spagna		2006-07	46	673	40	16.83	6	134.0	26	516	19.85
Subra	Sreenivasan		2008-09	16	89	13	6.85	3	7.0	2	61	30.50
Chris	Stafford		2005-06	38	485	22	22.05	4	521.1	73	1429	19.57
Maddie	Stafford		2007-08	18	25	14	1.79	8	56.0	2	399	199.50
Darren	Staggard		1986-87	4	3	3	1.00	1	6.0	0	25	-
Alex	Steinmeyer		2015-16	27	81	14	5.79	4	75.0	12	410	34.17
Shannon	Stevens		1990-91	21	204	15	13.60	1	139.0	20	676	33.80
David	Storey		1971-72	13	153	10	15.30	1	36.0	12	158	13.17
Mark	Storey		1992-93	1	0	0	-	0	0.0	0	0	-
Ray	Storey	Stores	1971-72	185	4501	186	24.20	12	533.0	130	1801	13.85
Stewart	Storey		1991-92	60	871	45	19.36	13	108.0	15	489	32.60
Joel	Streete		2003-04	19	286	20	14.30	0	6.0	3	45	15.00
Theresia	Strobel		2009-10	4	4	3	1.33	1	0.0	0	0	-
Sean	Stroud		1998-99	27	310	17	18.24	2	2.0	0	26	-
Jim	Stuart		Pre-83	22	363	21	17.29	0	25.0	3	99	33.00
Grant	Stubbs		2008-09	1	0	0	-	0	1.0	1	15	15.00
Russell	Stubbs		2008-09	1	0	1	0.00	1	1.0	0	13	-
Cameron	Sturrock		2007-08	6	6	3	2.00	1	28.0	4	131	32.75
Garry	Sturrock		2007-08	5	100	5	20.00	0	3.0	0	15	-
Marc	Sumner		1981-82	1	0	0	-	0	3.0	1	24	24.00
Chris	Surace		2009-10	1	1	1	1.00	0	1.0	0	24	-
Alan	Sutherland		1974-75	55	988	68	14.53	8	75.0	16	424	26.50
Chris	Sutherland		2008-09	4	92	2	46.00	0	25.0	6	115	19.17
Ian	Sutherland	Sudsy	1974-75	237	4904	233	21.05	27	71.0	20	409	20.45
S.	Sutton		1986-87	10	22	5	4.40	0	0.0	0	0	-
Wes	Sutton		2017	1	0	0	-	0	7.0	1	43	43.00
Krishna	Swaminathan		2009-10	17	144	14	10.29	5	9.0	4	59	14.75
Paul	Sweet		2001-02	3	83	4	20.75	0	0.0	0	0	-
Andrew	Syme		1979-80	8	43	6	7.17	0	81.0	14	286	20.43
Liam	Symes		2012-13	4	6	2	3.00	1	0.0	0	0	-

All Time Statistics - to end season 2018/19

93

Name	Surname	Nickname	Debut	Games	Runs	Comp. Ins	Bat Ave	Ducks	Overs	Wkts	Runs Off	3owl Ave
Ron	Szulc		1986-87	11	53	9	5.89	2	29.0	5	138	27.60
T												
Walid	Taha		2004-05	1	3	1	3.00	0	1.0	1	4	4.00
David	Talbot		Pre-83	104	978	87	11.24	13	38.0	9	163	18.11
John	Talone	Odie	1987-88	306	4787	273	17.53	29	81.0	12	422	35.17
Carolyn	Tan		2008-09	15	7	8	0.88	6	41.0	4	290	72.50
Belinda	Tankard		2007-08	21	49	11	4.45	5	18.0	0	191	-
Kurtis	Tankard		2008-09	14	48	7	6.86	0	84.0	9	340	37.78
Sam	Tankard		1997-98	5	175	3	58.33	0	24.0	7	72	10.29
Michael	Tanner		2007-08	1	1	1	1.00	0	6.0	2	31	15.50
J.	Tarish		1986-87	2	1	1	1.00	0	0.0	0	0	-
Bob	Tarrant		Pre-83	19	304	16	19.00	3	45.0	9	230	25.56
Stephen	Tassos		2009-10	33	189	30	6.30	6	18.0	1	142	142.00
Ann	Tattersall		2010-11	6	11	4	2.75	1	0.0	0	0	-
Sainath	Tavate		2009-10	25	76	15	5.07	6	59.0	17	287	16.88
David	Taylor		2002-03	15	133	16	8.31	2	42.0	4	250	62.50
Jessica	Taylor		2011-12	25	1	12	0.08	11	4.0	1	43	43.00
Nicholas	Taylor		2008-09	65	70	30	2.33	14	47.0	6	354	59.00
Patrick	Taylor	Boss	2008-09	162	702	90	7.80	18	1238.0	190	4370	23.00
Rob	Taylor	Rob Be Bank	1995-96	67	989	50	19.78	7	510.0	78	1818	23.31
Tom	Taylor		1995-96	36	527	33	15.97	3	128.0	13	622	47.85
Neil	Tee		2009-10	3	2	2	1.00	1	2.0	0	18	-
N.	Tegovski		2001-02	1	6	1	6.00	0	0.0	0	0	-
Mario	Tenace		1996-97	34	1062	21	50.57	2	205.0	36	1078	29.94
Adam	Tennenini		2004-06	15	163	13	12.54	2	5.0	2	64	32.00
Danny	Terzini	Busy	1991-92	308	6204	286	21.69	36	233.1	40	1229	30.72
Alan	Thomas		2003-04	9	15	7	2.14	3	0.0	0	0	-
Ben	Thomas		2003-04	235	4572	225	20.32	23	151	30	637	21.23
Jack	Thomas		2012-13	6	16	4	4.00	2	10.0	1	47	47.00
Matthew	Thomas	Hollywood	2001-02	193	4520	177	25.54	27	589.1	120	2084	17.36
Chris	Thompson		1984-85	9	187	8	23.38	1	0.0	0	0	-
Geoff	Thompson		1988-89	26	296	18	16.44	1	200.0	29	670	23.10
Perry	Thomson		2008-09	1	29	1	29.00	0	7.0	1	30	30.00
Daniel	Thorneycroft		2011-12	7	5	2	2.50	0	12.4	5	82	16.40
James	Thorneycroft		2008-09	50	71	35	2.03	18	372.0	68	1316	19.35
Victoria	Thorneycroft		2007-08	43	51	23	2.22	14	27.0	2	252	126.00
Simon	Thornton		2009-10	96	254	40	6.35	14	1023.0	161	2777	17.24
David	Threlfall		2003-04	1	4	2	2.00	0	1.0	0	14	-
Nadeera	Thuppahi	Tuffy	2015-16	22	886	22	40.27	2	89.0	13	246	18.92
Jake	Toa		2011-12	1	5	1	5.00	0	6.0	0	21	-
Maurice	Tobin		1985-86	2	58	3	19.33	1	13.0	0	49	-
Daryl	Tormey		2007-08	1	0	0	-	0	0.0	0	0	-
John	Tormey		1971-72	10	24	8	3.00	2	0.0	0	0	-
Dominic	Tosca		2011-12	2	13	0	-	0	8.0	0	48	-
Francis	Tran		2004-05	42	437	38	11.50	12	194.0	27	823	30.48
John	Tranevski		1986-87	4	154	4	38.50	0	26.0	6	115	19.17
Todd	Trimble		1998-99	8	97	6	16.17	1	122.0	29	319	11.00
Ateet	Tripathi		2014-15	4	50	3	16.67	0	6.0	1	45	45.00
Michael	Troost		2009-10	1	11	1	11.00	0	0.0	0	0	-
Justin	Trowell	Big J	2014-15	67	449	42	10.69	11	227.2	46	1170	25.43
David	Tuck		2015-16	7	42	4	10.50	0	49.2	6	209	34.83
Emma	Turton		2009-10	1	0	0	-	0	0.0	0	0	-
Kel	Twite		2014	2	9	2	4.50	0	0.0	0	0	-
Ashwin	Tyagi		2006-07	1	14	1	14.00	0	6.0	1	19	19.00
Mark	Tyrell		1995-96	5	7	3	2.33	1	6.0	3	31	10.33
Michael	Tyrell		1995-96	6	135	5	27.00	1	30.0	6	88	14.67
U												
Ihtisham	Uddin	Ishti	2010-11	23	688	21	32.76	1	231.0	49	487	9.94
Bharat	Uniyal		2014-15	4	26	3	8.67	0	4.2	0	46	-
V												
Will	Van Der Vliet		2017-18	2	85	2	42.50	-	15.0	0	76	-
Mathew	van Gelderen		2017-18	4	21	4	5.25	1	16.0	0	109	-
Joseph	Van Loon		2005-06	42	593	35	16.94	4	232.0	49	864	17.63
G.	Vandonakker		1994-95	34	520	31	16.77	4	198.0	40	781	19.53
Beau	Velona		2007-08	65	370	55	6.73	16	282.0	49	1287	26.27
Tony	Villani		2005-06	19	213	16	13.31	2	47.0	10	222	22.20
Maurice	Virduzzo	Mo	2015-16	12	108	9	12.00	1	71.0	8	258	32.25
W												
Heidi	Waddell		2009-10	3	0	1	0.00	1	3.0	0	21	-
T.	Wade		1992-93	1	0	0	-	0	0.0	0	0	-
Anthony	Wakeling		1987-88	30	259	18	14.39	3	412.0	54	1168	21.63

All Time Statistics - to end season 2018/19

Name	Surname	Nickname	Debut	Games	Runs	Comp. Ins	Bat Ave	Ducks	Overs	Wkts	Runs Off	3owl Ave
Chris	Wakeling		1989-90	20	174	15	11.60	2	212.0	32	644	20.13
Mark	Wakeling	Wacka	1984-85	168	3126	123	25.41	18	151.0	26	587	22.58
Daniel	Waldron		2014-15	2	48	2	24.00	0	27.0	2	65	32.50
Adele	Walker		2007-08	13	18	9	2.00	7	5.0	0	41	-
Andrew	Walker		1979-80	23	733	25	29.32	1	158.0	41	530	12.93
Andrew G.	Walker		2003-04	25	171	23	7.43	8	195.0	24	830	34.58
David	Walker		2000-01	10	72	10	7.20	2	31.0	5	150	30.00
Graeme	Walker	Charlie	2002-03	135	218	49	4.45	17	25.0	6	164	27.33
Greg	Walker		Pre-83	23	299	19	15.74	4	7.0	0	23	-
Guy	Walker		2007-08	1	12	1	12.00	0	5.0	4	33	8.25
K.	Walker		1986-87	16	281	13	21.62	4	0.0	0	0	-
Murray	Walker	Muzza	2000-01	113	1151	78	14.76	3	756.4	156	2810	18.01
Nigel	Walker		2002-03	84	423	50	8.46	11	384.0	80	1583	19.79
Scott	Walker		2017	1	0	1	0.00	1	-	-	-	-
Noah	Wallwork		2016-17	14	74	10	7.40	4	12.0	1	68	68.00
Colin	Walsh		2013-14	1	39	1	39.00	0	3.0	0	26	-
J.	Walsh		1981-82	3	13	2	6.50	0	8.0	2	45	22.50
Andrew	Walsham		2005-06	4	25	3	8.33	0	0.0	0	0	-
B.	Walter		1996-97	2	2	2	1.00	1	5.0	1	27	27.00
John	Walter	Fenners	2018-19	2	136	1	136.00	0	16.0	3	61	20.33
Dale	Ward		1984-85	12	580	13	44.62	1	131.0	19	404	21.26
Diane	Ward		2009-10	13	31	9	3.44	5	25.0	0	191	-
Stephen	Ward	Wardy	2010-11	94	1484	95	15.62	11	532.4	116	2180	18.79
Tom	Ward		Pre-83	27	170	23	7.39	4	9.0	2	36	18.00
Colin	Watson		2010-11	1	7	1	7.00	0	4.0	1	36	36.00
S.	Watt		1985-86	4	152	5	30.40	0	85.0	15	170	11.33
J.	Watts		1996-97	1	6	1	6.00	0	3.0	2	17	8.50
Peter	Waudby		1989-90	5	73	5	14.60	0	0.0	0	0	-
Nicholas	Waugh		2016-17	6	10	1	10.00	0	5.0	1	21	21.00
Kevin	Webb		1989-90	19	310	17	18.24	1	81.2	9	248	27.56
Christopher	Webber		2018	1	13	1	13.00	-	-	-	-	-
Heath	Webb-Johnson	Frodo	2006-07	91	2107	93	22.66	5	74.0	27	362	13.40
James	Webster		2011-12	10	9	8	1.13	5	29.0	4	209	52.25
Nicholas	Webster		2011-12	20	89	17	5.24	3	62.0	15	325	21.66
Lucky	Welivitiya		2003-04	1	0	1	0.00	1	2.0	0	14	-
Sam	Wellard		2001-02	39	90	19	4.74	0	495.0	66	1368	20.73
Matthew	Wenlock		2011-12	21	213	16	13.31	2	19.0	5	72	14.40
Shane	Westlow	Westy	1986-87	86	209	35	5.97	9	919.0	144	2429	16.87
Nicholas	Whalley		2009-10	3	13	3	4.33	1	8.0	3	50	16.67
Michael	Wheaton		2016	7	46	5	9.20	0	31.0	8	164	20.50
Peter	Whebell	Weebs	2010-11	44	349	35	9.97	6	207.0	36	879	24.42
Troy	Whillance		1992-93	2	21	1	21.00	0	7.0	3	40	13.33
Abraham	White		2018-19	1	-	-	-	0	2.3	2	24	12.00
M.	White		1984-85	3	0	1	0.00	1	1.0	0	5	-
Radford	White		1983-84	5	36	4	9.00	0	19.0	9	50	5.56
T.	Whitfield		1997-98	3	18	1	18.00	0	13.0	1	77	77.00
Mark	Whiting		1975-76	12	53	11	4.82	4	7.0	1	21	21.00
A.	Whitton		1998-99	1	4	1	4.00	0	0.0	0	0	-
Hugh	Wignall		2001-02	2	4	2	2.00	1	16.0	2	68	34.00
Casey	Wilcock		2008-09	7	4	2	2.00	0	5.0	1	51	51.00
Joel	Wilford		2010-11	13	262	14	18.71	2	18.0	7	78	11.14
Justin	Willee		1991-92	78	1071	58	18.47	9	20.0	3	118	39.33
Glen	Willett		1995-96	26	562	27	20.81	1	175.0	27	677	25.07
C.	Williams		1998-99	1	2	1	2.00	0	3.0	0	10	-
M.	Williams		2002-03	1	19	1	19.00	0	0.0	0	0	-
Shane	Williams		1990-91	88	2213	80	27.66	3	16.0	3	56	18.67
David	Williamson		1986-87	10	168	7	24.00	0	98.0	18	361	20.06
Paul	Williamson		1987-88	14	191	10	19.10	0	98.0	25	359	14.36
Adam	Wilson		2012-13	9	57	7	8.14	3	1.0	0	7	-
Bill	Wilson		2006-07	7	21	6	3.50	1	4.0	2	31	15.50
Dave	Wilson		2008-09	2	12	1	12.00	0	8.0	0	46	-
Jon	Wilson		1987-88	3	81	3	27.00	0	32.0	10	139	13.90
Ken	Wilson		1973-74	8	144	10	14.40	2	0.0	0	0	-
Ned	Wilson		2006-07	7	62	7	8.86	2	15.0	3	110	36.6667
Neil	Wilson		2004-05	5	16	4	4.00	0	2.0	0	35	-
Sally	Wilson		2007-08	27	79	24	3.29	10	72.0	6	489	81.50
Tom	Wilson		2006-07	2	26	1	26.00	0	10.0	3	28	9.33
James	Wolfenden	Wolfy	2017-18	12	440	10	44.00	2	14.2	6	79	13.17
Nathaniel	Wolland	Nate	2014-15	66	602	31	19.42	9	548.5	79	1772	22.43
Blake	Wood		2013-14	8	156	7	22.29	0	59.0	11	243	22.09
Paul	Wood		Pre-83	94	1244	86	14.47	9	12.0	4	38	9.50

All Time Statistics - to end season 2018/19

95

Name	Surname	Nickname	Debut	Games	Runs	Comp. Ins	Bat Ave	Ducks	Overs	Wkts	Runs Off	3owl Ave
Christian	Wright		2000-01	20	374	24	15.58	2	13.0	1	32	32.00
Dylan	Wright	Dill	2012-13	25	355	28	12.68	1	11.3	6	61	10.17
Ewin	Wright		1977-78	11	219	14	15.64	1	3.0	0	18	-
Norm	Wright	Tong	2007-08	95	803	54	14.87	5	870.0	128	2641	20.63
Peter	Wright	2-Metre Peter	2007-08	21	218	12	18.17	0	106.0	17	238	14.00
W.	Wrigley		1987-88	3	5	2	2.50	0	5.0	1	22	22.00
Y												
Pavan	Yadav		2014-15	1	0	0	-	0	3.0	0	8	-
Z												
Dario	Zaccari	Darz	2006-07	9	40	8	5.00	4	8.0	0	88	-
Stefano	Zaccari		2007-08	4	2	2	1.00	0	0.0	0	0	-
Richard	Zammit		2018	8	42	3	14.00	2	-	-	-	-
Paul	Zarro		1996-97	3	55	3	18.33	1	19.0	2	83	41.50

A total of 1259 players have played senior cricket with the Moonee Valley Cricket Club.



Above: Checking out the scorer's box at the pavilion opening. L-R Murray Walker, Nigel Walker, Greg Peters and Sandro Capocchi.

Double Hat Tricks

Jesse Felle Third Eleven vs Reds MCA C North 2016-17

Hat Tricks

Colin Netherclift	First Eleven	vs Campbellfield	1975-76
Bill Nagel	First Eleven	vs Oak Park	1975-76
Robert Corollo	Second Eleven	vs Keilor Park	1980-81
Gary Johnson	Third Eleven	vs Tullamarine	1990-91
Ian Denny	First Eleven	vs Gladstone Park	1994-95
Brendon Knowles	Third Eleven	vs Westmeadows	1994-95
Jim Polonidis	Second Eleven	vs Oak Park	1995-96
Ian Denny	First Eleven	vs West Coburg	1998-99
Shane Golds	Fourth Eleven	vs Port Phillip Combine	1999-00
William Lai	Third Eleven	vs Aberfeldie St. Johns	2002-03
Michael Cumbo	Fifth Eleven	vs The Socials	2003-04
Tim Fisher	Fourth Eleven	vs Moonee Valley 5ths	2006-07
Andrew Payton	Sixth Eleven	vs Balmoral	2007-08
Beau Velona	Eighth Eleven	vs Ascot Vale	2008-09
Daniel Phillips	Second Eleven	vs Flemington	2008-09
Craig Pridham	First Eleven	vs Taylors Lakes	2009-10
Bede Gannon	Fifth Eleven	vs Sunshine Heights	2011-12
Bob Sciacchitano	Seventh Eleven	vs Barkly Street Uniting	2011-12
James Thorneycroft	Sixth Eleven	vs Burnside Springs	2011-12
Peter O'Kane	Third Eleven	vs Reds	2013-14
Adam Patchell	Fourth Eleven	vs South Yarra	2016-17
Sukhdeep (Sunny) Singh	Third Eleven	vs Youlden Parkville	2016-17
Charlie Jackson	Fifth Eleven	vs Maribyrnong Pk/St Marys	2018-19



Above: Enjoying the outside area at the pavilion opening. L-R Channa DeSilva, Bede Gannon, Nick Brelis and Joshua Gorry.

Triple Crown - Our All-Rounders

Players with 100 games, 1000 runs and 100 wickets

	Games	Runs	Wkts		Games	Runs	Wkts
Darren Nagle	342	6306	447	Mick Intagliata	185	1437	263
Ian Denny	326	11621	644	Daniel Phillips	183	3255	180
Mark Gauci	324	7340	294	Jesse Nankivell-Sandor	170	1682	126
Joe Ansaldo	306	1495	170	Bede Gannon	163	1711	265
Sandro Capocchi	293	6743	135	Paul Nicol	158	2153	225
Jim Polonidis	291	4045	395	Darryl Elliott	146	2284	191
Dean Jukic	260	4539	298	Bill Nagel	141	3885	282
Bob Sciacchitano	259	4563	158	Dino Sapuppo	141	1342	102
Peter Gardiner	244	2593	323	Steven Ball	135	2380	130
Kevin Gardiner	232	1190	268	Danny Fitzpatrick	134	3207	210
Gary Irons	227	1281	427	Wayne Nicol	125	1554	132
Jim McKenzie	222	1836	351	Eddie Nott	121	1100	114
Jesse Felle	209	3436	385	Matthew Esmore	118	1621	129
Mark Cini	204	3653	192	Murray Walker	113	1151	156
Matt Thomas	193	4520	120	Daniel Comande	111	1549	132
Peter Boulouxis	192	3974	103	George Loh	100	1196	132
Ray Storey	185	4501	130				



Enjoying the official opening of the pavilion: L-R Jim McKenzie, Simon Thornton, Nate Wolland and Bob Sciacchitano.

Season Review 2018/19

(continued from Page 76)

Of our 113 players this season, 38 were debutants – four more than the previous season, and continuing the turnaround on the low number of new recruits of the previous couple of seasons. In 2016/17 just 22 players were debutants – the lowest number of recruits for many years. In 2015/16 we had 24 newbies– well down on the 42 debutants the previous season, down on the 26 who made their senior debut in 2013/14, and well down on the 38 debutants in 2012/13.

Fifteen players who were still eligible for juniors played senior cricket for the club, a solid improvement on the nine from both the previous season and 2016/17. This probably reflected the fact that we fielded an Under 16 team for the first time since 2014/15, although we also had some promising Under 14s also pull on the senior whites. A look further back is instructive – six juniors in 2015/16, 14 in 2014/15, 17 in 2013/14 and 18 the season before that – and 36 in 2009/10.

This year, 21 of our senior players had graduated through the juniors in past seasons – one more than both 2017/18 and 2016/17, and down on 24 in the season before that.

Our six teams took to the field in a combined total of 85 matches over the summer season, after factoring out walkovers and washouts – 86 if you count the one game played by the Sevens before they were withdrawn. The total compares to 98 games (seven teams) in 2017/18, 96 games in 2016/17 and 75 in the 2015/16 season.

We have been successful over the years in recruiting mums and dads of juniors to pull on the whites for Moonee Valley, and in 2018/19 had 10 parents of juniors, or of players who came through juniors, play for us. That compares with 12 in 2017/18, 11 in 2016/17, 16 in 2015/16, 18 in 2014/15, 26 parents in 2013/14, 19 in 2012/13 and 23 who played in 2011/12.

In our 2018 season in the Mid Year Cricket Association – back to just one team – we had 23 players pull on our Valley whites. This compares with 50 in 2017 and 45 in 2016 – both two-team seasons. In comparison in our one-team seasons, we had 20 players across our 10 games in 2015, 24 in 2014 and 29 in our inaugural year in 2013.

*Continued Page 98



At right: Past and present Valley players: L-R Joe Ansaldo, Jim Polonidis, Kim Johnston and Victoria Thorneycroft get together at the pavilion opening.

Season Review 2018/19

(continued from Page 97)

Our top grade

We used 28 players in the First Eleven in 2018/19 – perhaps symptomatic of the fact that we had 11 debutants. We had nothing approaching a stable line-up, and multiple line-up changes game-by-game became the norm.

We had a lot more stability in a 2017/18 season which led to a Grand Final appearance – just 20 players. This compares with 20 in 2016/17, a stable 17 in 2015/16, 19 the year before and 24 in 2013/14.

Our 2018/19 tally included eight players who played eight or more of our 12 games, but putting a string of games together dropped off alarmingly after that. Jack Newman and Dishnaka Manoj each played all 12 games, but apart from those two we weren't able to get any consistency into our fast bowling attack.

We had an eye to the future in installing Jack Newman as First Eleven captain, aged just 19. Jack had the exuberance of youth plus a wise head, having played senior cricket for the previous six years and taking every opportunity to learn from experienced players.

One of the quickest bowlers at the Club and a steady middle order bat, Jack led from the front. He had leadership experience as captain and vice-captain of North West Metropolitan Cricket Association representative teams. He has played at Moonee Valley since the Under 10s.

Our First Eleven season yielded just three half-centuries, to Daniel Comande, Jack Newman and Charles Bibby. None of our bowlers took a five-wicket haul. In only five of our matches were we able to bowl the opposition out.

We finished ninth on the ladder, and were therefore relegated a grade.

Captains and grades

Stephen Ward resumed captaincy of the Seconds – a role he had previously filled in 2012/13, before he relocated to the United States for a few years. Wardy had been back a year before putting his hand up again for the job.

He led the team to eighth spot first time around. This time was better – third on the ladder, and an away semi final. We were unsettled by a curious VTCA decision which allowed an ineligible player to play for Caroline Springs while at the same time denying Channa DeSilva to play for us. The semi got away from us after we had them 6/124, and they put on a further 97 runs. And we were comfortable at 0/74 on the back of a strong opening stand between Mark Gauci and Dean Lawson, but then fell over to be all out for 130.

We had unsettled seasons for the Thirds and Fourths, after limited interest from our playing group in taking on the captaincy.

Anthony Leonardo commenced the season as Thirds captain, in Mercantile's C Grade one-day turf. He captained for six games, then promptly left. Mark Gauci and Dean Jukic put themselves up as a leadership group, then transitioned across to Joshua Gorry.

Manu provided some good leadership and direction for the young group, and the team appeared finals-bound before losing the last two games and finishing fifth. Young guns Joshua Norsetter and Stephen Esmore both took 25 wickets, and it was only a handful of runs separating them in the season averages – seven runs for an averages comparison of 10.08 v 10.36. But neither triumphed in the awards – young gun Luca Nimorakiotakis took his 15 wickets at an excellent 7.8.

***Continued, Page 102**

Name	Surname	Matches	Runs	Innings	N.O.	Bat Ave	Catches	Ct Wk/St	Ducks	Overs	Wkts	Runs Ag	Bowl Ave
Shiraz	Badurdeen	2	21	2	0	10.50	-	-	-	-	-	-	-
Daniel	Comande	2	27	1	1	-	1	-	-	7.0	2	65	32.50
Nigel	Cowan	1	2	1	0	2.00	-	-	-	2.0	0	27	-
Channa	DeSilva	1	8	1	0	8.00	-	3	-	-	-	-	-
Matthew	Esmore	1	-	-	-	-	1	-	-	2.0	1	12	12.00
Stephen	Esmore	1	0	1	0	0.00	-	-	1	2.0	0	29	-
Mark	Gauci	1	12	1	0	12.00	1	-	-	-	-	-	-
Mark	Grenville	1	0	1	0	0.00	-	-	1	-	-	-	-
Krish	Kanchan	2	1	1	0	1.00	-	-	-	6.0	4	53	13.25
Shiwantha	Kumara	1	-	-	-	-	-	-	-	4.0	2	28	14.00
Dishnaka	Manoj	2	5	1	0	5.00	-	-	-	7.0	2	65	32.50
Jack	Newman	1	19	1	0	19.00	-	-	-	-	-	-	-
Michael	Ozbun	1	13	1	0	13.00	-	-	-	-	-	-	-
Jeet	Shah	1	-	-	-	-	1	-	-	4.0	2	20	10.00
Matthew	Thomas	2	59	2	1	59.00	1	-	-	4.0	2	8	4.00
Stephen	Ward	1	26	1	1	-	1	-	-	-	-	-	-
Nathaniel	Wolland	1	34	1	0	34.00	1	-	-	4.0	0	61	-

Moonee Valley T20 Legends

Moonee Valley T20 Premiership Players

2	Evan Blythe Sean O'Kane	Amit Chaudhary Lou Raffaele	Mark Gauci Matt Thomas	Geoff McKeown
1	Steven Gentilin Jim Polonidis	Kane Harding Craig Pridham	Peter O'Kane Dino Sapuppo	Arosha Perera Tony Sherer

At right: Members of the Moon Shiners - our Moonee Valley Fifths - at the pavilion opening. L-R Manu Poulouse, Justin Trowell, Shane Chalmers and Liam Shaw.



All Time Twenty20 statistics 2018/19 starting from 2008 season

100

Name	Surname	Matches	Runs	Innings	N.O.	Bat Ave	Catches	Ducks	Overs	Wkts	runs Agst	Bowl Ave
Fawad	Ahmed	2	6	1	0	6.00	0	0	3.0	3	12	4.00
Nasir	Ahmed	11	269	9	0	29.89	6	0	36.5	13	231	17.76
Rajan	Aiyappan	11	266	11	2	29.55	4	0	15.0	5	130	26.00
Saeed	Akram	1	0	0	0	-	0	0	1.0	0	11	-
Saif	Ali	3	24	3	0	8.00	0	1	0.0	0	0	-
Shiraz	Badurdeen	2	21	2	0	10.50	-	-	-	-	-	-
Robert	Ball	2	0	0	0	-	0	0	0.0	0	0	-
Paul	Bannister	1	0	0	0	-	1	0	3.0	0	10	-
Charles	Bibby	5	21	4	1	7.00	0	1	0.0	0	0	-
Sam	Bishop	5	111	5	0	22.20	3	1	6.0	2	48	24.00
Evan	Blythe	9	0	2	0	0.00	1	2	28.0	11	186	16.91
Nicholas	Brelis	2	0	0	-	-	0	0	5.4	3	39	13.00
Luke	Brock	4	4	2	1	4.00	2	-	11.0	2	63	31.50
Lalith	Buddhadasa	2	12	1	1	-	0	0	3.0	0	10	-
Anthony	Cafari	9	134	9	2	19.14	4	1	17.4	9	149	16.55
Sam	Carbone	1	0	0	0	-	2	-	-	-	-	-
Amit	Chaudhary	17	506	15	7	63.25	5	0	47.3	25	230	9.20
Mark	Cini	2	40	1	0	40.00	0	0	3.0	1	33	33.00
Daniel	Comande	20	97	11	4	13.86	8	0	50.5	14	416	29.71
Sam	Coventry-Poole	8	184	8	2	30.67	4	0	5.7	3	43	14.33
Nigel	Cowan	5	14	3	2	14.00	0	-	14.0	9	89	9.88
Dean	Coxall	5	27	3	0	9.00	2	0	2.0	0	22	-
Brett	Curran	1	0	0	0	-	0	0	0.0	0	0	-
Alex	Davidson	3	13	2	0	6.50	0	1	2.0	0	18	-
Surender	Dayma	2	49	2	0	24.50	0	0	1.0	0	12	-
Jacob	de Niese	3	14	3	1	7.00	0	0	0.0	0	0	-
Adam	Dennis	1	0	0	0	-	0	0	3.0	1	10	10.00
Ian	Denny	1	0	0	0	-	1	0	2.0	1	20	20.00
Channa	DeSilva	19	210	15	3	17.50	3	3	6.0	0	51	-
Troy	Eden	6	175	6	3	58.33	5	0	14.0	6	111	18.50
Glenn	Eismontas	1	0	0	0	-	1	-	-	-	-	-
Matthew	Esmore	3	7	1	1	-	1	0	4.0	1	25	25.00
Stephen	Esmore	3	3	2	0	1.50	0	1	2.3	0	33	-
Mitchell	Evans	3	7	3	0	2.33	0	1	0.0	0	0	-
Umar	Farooq	3	17	2	1	17.00	0	0	5.0	1	31	31.00
Jesse	Felle	1	11	1	0	11.00	0	0	3.0	1	23	23.00
Pat	Felmingham	6	80	4	1	26.67	0	1	1.0	0	6	-
Tim	Fisher	1	0	0	0	-	0	0	1.0	2	17	8.50
Bede	Gannon	17	78	13	7	13.00	3	4	49.0	15	336	22.40
Kristian	Garland	10	82	7	2	16.40	1	1	0.0	0	0	-
Mark	Gauci	36	622	29	1	22.21	3	2	45.0	23	362	15.73
Steven	Gentilin	4	10	3	2	10.00	0	0	11.0	2	81	40.50
Peter	Golding	3	0	0	0	-	0	0	0.0	0	0	-
Ben	Green	1	30	1	0	30.00	2	0	4.0	1	30	30.00
Mark	Grenville	1	0	1	0	0.00	-	1	-	-	-	-
Khalid	Hassan	14	480	14	3	43.63	3	0	37.0	8	205	25.62
Steven	Herbert	1	1	1	0	1.00	0	0	0.0	0	0	-
Vic	Hodge	3	3	1	0	3.00	0	0	3.0	2	16	8.00
James	Holt	3	9	2	0	4.50	1	1	3.0	1	20	20.00
Darcy	Horne	5	79	5	3	39.50	1	0	5.0	0	44	-
David	Hutchison	4	18	3	0	6.00	0	0	0.0	0	0	-
Dean	Jukic	12	220	11	1	22.00	2	0	31.0	9	278	30.88
Krish	Kanchan	2	1	1	0	1.00	-	-	6.0	4	53	13.25
Murtaza	Khaliq	5	9	3	2	9.00	2	0	18.3	7	146	20.85
Phill	King	3	1	1	0	1.00	0	0	0.0	0	0	-
Tom	King	7	67	5	1	16.75	1	0	11.5	3	96	32.00
Michael	Klomp	2	4	2	0	2.00	1	0	1.0	1	12	12.00
Ashley	Krollig	1	0	1	0	0.00	1	1	0.0	0	0	-

All Time Twenty20 statistics 2018/19 starting from 2008 season

101

Name	Surname	Matches	Runs	Innings	N.O.	Bat Ave	Catches	Ducks	Overs	Wkts	runs Agst	Bowl Ave
Shiwantha	Kumara	1	-	-	-	-	-	-	4.0	2	28	14.00
Dean	Lawson	14	349	14	2	29.08	1	1	1.0	0	13	-
Muhammad	Maaz	4	70	4	1	23.33	1	1	14.0	4	112	28.00
Joshua	Maginness	3	0	0	0	-	1	0	7.0	3	40	13.33
Luke	Malone	5	3	1	1	-	2	0	7.7	7	57	8.14
Dishnaka	Manoj	2	5	1	0	5.00	-	-	7.0	2	65	32.50
Luke	Marinelli	2	39	2	0	19.50	1	0	1.0	0	12	-
Jaycob	McKay	2	2	1	0	2.00	1	0	3.7	2	45	22.50
Jim	McKenzie	1	0	0	0	-	1	0	0.0	0	0	-
Geoff	McKeown	9	73	6	0	12.17	3	1	0.0	0	0	-
Vishal	Mehta	4	27	3	0	9.00	0	0	5.0	2	36	18.00
Trent	Milne	9	154	8	1	22.00	2	1	4.5	3	28	9.33
Joshua	Moloney	1	5	1	0	5.00	0	0	2.0	0	38	-
Jesse	Nankivell-Sandor	2	21	2	1	21.00	1	0	3.0	0	51	-
Jack	Newman	12	125	10	0	12.50	7	1	36.0	9	230	25.55
Steven	Nickelson	7	52	6	2	13.00	2	0	0.0	0	0	-
Wayne	Nicol	1	1	1	0	1.00	0	0	4.0	0	10	-
John	O'Brien	5	36	4	0	9.00	3	0	16.0	9	85	9.44
Sam	O'Brien	7	28	5	2	9.33	1	0	25.0	12	180	15.00
Sean	O'Connor	2	58	2	0	29.00	1	0	0.0	0	0	-
Christopher	O'Haire	1	0	1	0	0.00	0	1	0.0	0	0	-
Peter	O'Kane	5	49	4	0	12.25	0	0	11.0	3	103	34.33
Sean	O'Kane	15	333	12	1	30.27	2	3	4.0	0	45	-
Michael	Ozbun	12	19	7	6	19.00	4	0	0.0	0	0	-
Adam	Patchell	7	9	3	2	9.00	2		23.0	14	163	11.64
George	Pearson	3	38	3	0	12.67	0	0	7.0	0	72	-
Arosha	Perera	8	138	6	0	23.00	1	1	8.0	3	57	19.00
Bryce	Peter-Budge	1	4	1	0	4.00	0		-	-	-	-
Daniel	Phillips	3	34	2	1	34.00	1	0	6.0	2	33	16.50
Christopher	Pollock	4	33	3	0	11.00	4	0	15.0	2	80	40.00
Jim	Polonidis	15	30	6	2	7.50	2	2	46.0	17	317	18.65
Craig	Pridham	14	132	7	1	22.00	6	0	48.2	13	303	23.30
Freddie	Priestley	3	6	2	0	3.00	1	1	-	-	-	-
Nick	Puccio	1	0	0	0	-	0	0	0.0	0	0	-
Lou	Raffaele	13	282	11	2	31.33	5	0	12.0	6	70	11.66
Dushan	Raveendrakumar	2	42	2	1	42.00	0	0	7.0	6	41	6.83
Anthony	Riggio	4	121	3	0	40.30	1		8.0	4	63	15.75
Darren	Rinaldi	2	63	2	0	31.50	0	0	7.0	3	56	18.67
Stuart	Rixon	3	47	3	0	15.67	1	0	10.0	4	88	22.00
Riaz	Salar-Uddin	1	7	1	1	-	0	0	0.0	0	0	-
Dino	Sapuppo	3	1	2	0	0.50	1	1	2.0	0	28	-
Jeet	Shah	1	-	-	-	-	1	-	4.0	2	20	10.00
Sunny	Sharma	4	74	4	1	24.67	0	0	2.0	0	15	-
Antony	Sherer	3	0	0	0	-	0	0	10.0	4	73	18.25
Chanaka	Silva	7	70	7	2	14.00	1	3	23.1	12	131	10.91
Pardeep	Singh	4	33	4	0	8.25	0	0	8.0	3	91	30.33
Andre	Smith	1	4	1	0	4.00	0	0	3.0	1	32	32.00
Geoff	Smith	1	1	1	0	1.00	0	0	3.0	0	27	-
Peter	Smith	3	1	2	1	1.00	0	0	6.5	2	30	15.00
Mark	Spagna	2	1	1	1	-	0	0	5.0	1	33	33.00
Chris	Stafford	3	0	0	0	-	0	0	10.0	4	80	20.00
Krishna	Swaminathan	1	1	1	0	1.00	0	0	0.0	0	0	-
Liam	Symes	1	1	1	1	-	0	0	0.0	0	0	-
Patrick	Taylor	1	1	1	0	1.00	0	0	0.0	0	0	-
Ben	Thomas	35	438	29	4	17.52	9	3	0.0	0	0	-
Matthew	Thomas	31	545	25	7	30.28	6	1	48.5	18	219	12.16
James	Thorneycroft	1	0	0	0	-	0	0	0.0	0	0	-
Simon	Thornton	6	26	2	1	26.00	0	0	19.0	2	163	81.50

Name	Surname	Matches	Runs	Innings	N.O.	Bat Ave	Catches	Ducks	Overs	Wkts	runs Agst	Bowl Ave
Nadeera	Thuppahi	9	196	9	2	28.00	3	1	13.0	4	95	23.75
Ihtisham	Uddin	12	205	12	3	22.78	0	0	34.8	12	246	20.50
Beau	Velona	1	2	1	1	-	0	0	0.0	0	0	-
Maurice	Virduzzo	1	-	-	-	-	0		1.0	0	3	-
Daniel	Waldron	1	1	1	0	1.00	0		4.0	1	24	24.00
Murray	Walker	2	4	1	0	4.00	3	0	4.0	2	30	15.00
Sam	Ward	1	0	0	0	-	0	0	1.0	1	12	12.00
Stephen	Ward	18	99	13	1	8.25	5	3	37.2	20	269	13.45
Heath	Webb-Johnson	9	80	7	0	11.42	4	2	5.0	0	32	-
Nicholas	Webster	1	1	1	0	1.00	1	0	3.0	0	39	-
Peter	Whebell	1	4	1	0	4.00	0	0	0.0	0	0	-
Joel	Wilford	5	87	5	1	21.75	0	2	10.0	4	63	15.75
Adam	Wilson	2	19	2	0	9.50	0	0	0.0	0	0	-
James	Wolfenden	2	20	2	0	10.00	2	-	-	-	-	-
Nathaniel	Wolland	12	43	4		10.75	3	2	41.4	14	315	22.50

*Note: These statistics are from Twenty20 competitions in which our club competes. Twenty20 competition statistics are **not** included in our All-time club statistics. From time to time T20 matches are fixtured into our regular season competitions. When this occurs, those statistics are included in our All-time general lists, rather than here.*

The Twenty20 statistics here have been compiled from entries in MyCricket going back to the 2008/09 season. We are still missing data on four games since then, including the 2009/10 premiership, and also data from the 2007/08 NWCA T20 season when we lost the Grand Final.

We are also missing T20 data from the Moreland Moonee Valley Cricket Association, and our games representing NWCA in the Big Bash tournament.

When these come to hand they will be added to our statistical history.

Season Review 2018/19

(continued from Page 98)

The previous year's Sixths moved up to become our Fiftths, but still playing in the NWMCA one-day Girolami Shield. Dominic Rettino took on the role of captaincy after four seasons under Paddy Shelton (overseas until after the season started), and things as usual for this squad ran like clockwork.

They finished third on the back of nine wins and four losses, crushed Craigieburn in the semi final but went down in the last over in the prelim. They had made the previous PF, a Grand Final the season before that and the Semi Final before that, but are yet to salute in the big one.

Skipper Dom tried to get the team over the line in the Prelim with his score of 80, backed up by a 37 from Jesse O'Grady and a 36-run unbeaten stand by Jesse Nankivell-Sandor and Nathan Deery, but our score of 7/225 wasn't quite enough.

The Fiftths were our most settled team, with just 25 players through the ranks.

We converted our North-West two-day team to a one-dayer, and they were our Sixths. Brendan Rhodes took on the captaincy and utilised a mix of older, established players and some of the juniors, particularly from the Under 14s.

The team finished a creditable seventh on the basis of four centurions – Mark Gauci, Mark Grenville, Brendan Rhodes and John Walter – and bowed out in the semi final. We had 48 players across the course of the season, with the constants John Petropoulos on 13 games and Graeme Bloom and Nick Taylor on 11.

We entered a Sevenths in the Sunday one-day grade, but withdrew it after one game due to a numbers squeeze.

Runs and wickets

We had winners in the batting awards in all six grades in 2018/19 – with one or more players in each grade reaching the 200-run criteria.

Bowling awards were also presented in all six grades, with the Committee exercising its discretionary power to acknowledge Pat Taylor's 12 wickets despite him playing across a range of grades for the season, including an appearance in the Seconds.

We had 22 batsmen score the benchmark 200 or more runs across the season, led by run machine Mark Gauci with 545, giving him a massive 1192 over two seasons. There were also 14 bowlers achieve the benchmark 15 wickets, led by young guns Joshua Norsetter with 42 and Stephen Esmore with 30.

As well as Gauch with his 545 runs, the stars of the batting were Dean Lawson (422 runs), Jesse O'Grady (406), Dom Rettino (362) and Brendan Rhodes and Stephen Ward (both 341). It's probably no coincidence that three of these big performers – Dom, Wardy and Jonty – were captains leading from the front.

Young guns Joshua Norsetter and Stephen Esmore went head-to-head with wickets in the Fourths, while other stars with the ball were Mark Gauci and Jim Polonidis (29 wickets), Pat Taylor (26), Cassidy Box (24) and Daniel Comande and Bede Gannon (21). Polla took 24 of his wickets in the Seconds, where he had the incredible average of 6.63.

Joshua led from the front, with a half century and then 105 retired hurt in two games after Christmas. He was promptly promoted to the Firsts. The team finished ninth with four wins, but a few of our losses were close-fought contests. We rotated 64 players through the Thirds over the course of the season, and the lack of stability played a role in our finish.

We had five captains in five games in the Fourths, in Mercantile D Grade, before Manpreet "Manu" Singh applied for the role and was appointed. We had 39 players rotate through the team.

Continued Page 104

Most Sixes in a Innings

Lou Raffaele	17	(170)	Fifth Eleven	vs Barkly St United	2009-10
Shane Williams	13	(120)	Third Eleven	vs Airport West	1997-98
Sean O'Kane	13	(129)	Fourth Eleven	vs Campbellfield	2013-14
Sean O'Kane	12	(101*)	Eighth Eleven	vs Avondale Heights	2012-13
Sean O'Kane	12	(76*)	Sixth Eleven	vs Greenvale	2014-15
Liam Shaw	12	(128*)	Fifth Eleven	vs Sunshine Heights	2016-17
Danny Terzini	12	(152*)	Fifth Eleven	vs Pascoe Vale Central	2017-18
Matt Gauci	11	(211*)	Fourth Eleven	vs Coolaroo	2006-07
Paresh Rathod	11	(95)	Eighth Eleven	vs St. Mary's	2006-07
Sean O'Kane	11	(111)	First Eleven	vs Flemington	2008-09
Sean O'Kane	11	(105)	Sixth Eleven	vs West Coburg	2014-15
Sean O'Kane	10	(95)	Seventh Eleven	vs St Francis	2014-15
Sean O'Kane	10	(94)	Third Eleven	vs Power House	2015-16
Peter O'Kane	10	(101*)	Sixth Eleven	vs West Coburg	2014-15
Peter O'Kane	10	(151*)	Fifth Eleven	vs Flemington Colts	2014-15
Geoff McKeown	10	(130)	Fourth Eleven	vs Aberfeldie St. Johns	2001-02
Vikash Chand	10	(100*)	Eighth Eleven	vs Rockbank	2006-07
Ian Denny	10	(154)	First Eleven	vs Kealba Green Gully	1987-88
Ian Denny	10	(108)	First Eleven	vs Kealba Green Gully	1990-91
Ian Denny	10	(139)	First Eleven	vs Buckley Park	1990-91
Ian Denny	9	(102)	First Eleven	vs Kealba Green Gully	1995-96
Ian Denny	9	(121)	First Eleven	vs Oak Park	1997-98
Ian Denny	9	(144)	Fifth Eleven	vs St Marys	2007-08
Peter Rogan	9	(100)	Third Eleven	vs Pascoe Vale	1991-92
Shane Williams	9	(142)	Third Eleven	vs Tullamarine	1992-93
Peter Brear	9	(218)	Third Eleven	vs Westmeadows	1994-95
Glen Courts	9	(115)	First Eleven	vs Glenroy	2000-01
David Roach	9	(164)	First Eleven	vs Avondale Heights	2009-10
Amit Chaudhary	9	(98*)	Ninth Eleven	vs Aberfeldie Park	2010-11
Liam Shaw	9	(105*)	Sixth Eleven	vs Ascot Vale	2016-17
Sean O'Kane	9	(118*)	Sixth Eleven	vs Sydenham Hillside	2014-15
Sean O'Kane	8	(104)	Sixth Eleven	vs West Coburg	2014-15
Ian Denny	8	(125)	First Eleven	vs Pascoe Vale	1987-88
Robert Semmens	8	(113)	Third Eleven	vs Craigieburn	1987-88
Craig McBean	8	(161)	Third Eleven	vs Buckley Park	1987-88
Danny Terzini	8	(120)	Third Eleven	vs Tullamarine	1997-98
Ian Denny	8	(121)	First Eleven	vs Glenroy	2000-01
Grant Moore	8	(138)	Third Eleven	vs Royal Park Reds	2000-01
Sandro Capocchi	8	(136)	Third Eleven	vs Barkly St.	2003-04
Jesse Felle	8	(71)	Sixth Eleven	vs Strathmore Heights	2006-07
Amit Chaudhary	8	(113*)	Eighth Eleven	vs St Albans	2010-11
Mark Gauci	8	(101*)	Ninth Eleven	vs Brunswick	2010-11
Lou Raffaele	8	(124)	Sixth Eleven	vs Coolaroo	2010-11
Trent Milne	8	(100*)	Eighth Eleven	vs Royal Park Reds	2011-12
Jesse Felle	8	(96)	Third Eleven	vs Old Camberwell Gram	2016-17
Daniel Comande	8	(97)	Seventh Eleven	vs Singh Sabha	2017-18
Daniel Comande	8	(104*)	Fifth Eleven	vs Craigieburn	2018-19
Nate Wolland	8	(210*)	Third Eleven	vs Barnawartha North	2017-18
Liam Farrell	8	(100*)	Sixth Eleven	vs Northern Lions	2017-18
Channa DeSilva	8	(102*)	Seventh Eleven	vs Jacana	2017-18
Channa DeSilva	8	(75)	Seventh Eleven	vs Donnybrook	2017-18
Mark Gauci	8	(102*)	Sixth Eleven	vs Caroline Springs	2018-19

Most Runs Off One Over by a Moonee Valley batsman

Sean O'Kane	36	Sixth Eleven	vs Greenvale	2014-15
Sean O'Kane	35	Seventh Eleven	vs Royal Park Reds	2014-15
Sean O'Kane	34	Sixth Eleven	vs Greenvale	2014-15
Jesse Felle	32	Fourth Eleven	vs Moonee Valley 5ths	2006-07
Robert Semmens	30	Third Eleven	vs Craigieburn	1987-88
Liam Shaw	30	Fifth Eleven	vs Sunshine Heights	2016-17
Joshua Gorry	30	Third Eleven	vs Flemington Colts	2018-19
Luke Brock	28	Fifth Eleven	vs Pascoe Vale Centrals	2014-15
Jesse Felle	28	Sixth Eleven	vs Strathmore Heights	2006-07
Jesse Felle	28	Third Eleven	vs Old Camberwell Gramm	2016-17
Jesse Felle	27	Fifth Eleven	vs Pascoe Vale Centrals	2017-18
Matt Gauci	27	Fourth Eleven	vs Coolaroo	2006-07
Ian Denny	26	First Eleven	vs Donnybrook	1996-97
Matt Gauci	26	Fourth Eleven	vs Gladstone Park	1997-98
Adrian Giordano	26	Third Eleven	vs Ascot Vale	2005-06
Khalid Hassan	26	First Eleven	vs RMIT	2014-15
Liam Shaw	26	Sixth Eleven	vs Ascot Vale	2016-17
Peter O'Kane	26	Fifth Eleven	vs Flemington Colts	2014-15
Peter O'Kane	25	Sixth Eleven	vs West Coburg	2014-15
Vikash Chand	25	Eighth Eleven	vs Rockbank	2006-07
Ian Denny	25	Seventh Eleven	vs Sunshine YCW	2007-08
Dean Lawson	25	Fourth Eleven	vs Greenvale	2011-12
Dean Jukic	24	Seventh Eleven	vs Royal Park Reds	2014-15
Sean O'Kane	24	First Eleven	vs Avondale Heights	2009-10
Lou Raffaele	24	Fifth Eleven	vs Sunshine Heights	2011-12
Charlie Jackson	24	Fifth Eleven	vs Northern Lions	2015-16
Liam Shaw	24	Sixth Eleven	vs Aberfeldie-St Johns	2016-17
Paddy Shelton	24	Sixth Eleven	vs Northern Lions	2017-18
Daniel Comande	24	Fifth Eleven	vs Craigieburn	2018-19
Matt Thomas	24	Seventh Eleven	vs Donnybrook	2017-18
Mark Gauci	24	Sixth Eleven	vs Caroline Springs	2018-19
Mark Gauci	24	Sixth Eleven	vs Coburg	2018-19
Matt Gauci	24	Seventh Eleven	vs St Mary's	2005-06
Matt Gauci	23	Fourth Eleven	vs Coolaroo	2006-07
Chanaka Silva	23	Third Eleven	vs St Andrews	2008-09
Sean O'Kane	23	Seventh Eleven	vs St Francis	2014-15

Season Review 2018/19

(continued from Page 102)

Milestones

Danny Terzini became just the sixth Moonee Valley player of all time to play 300 games, and shared the milestone match in the Sixths with Premiership teammate Pat Taylor's 150th.

The evergreen Dean Jukic became the 11th player to 250 games, while both Peter Smith and Jesse Felle racked up their double century of games.

Mark Gauci consolidated his position as one of our greatest-ever players, moving to third on the all-time runs table with 7340. That goes with his 294 wickets (11th) and 324 games (third).

Another wonderful servant of our club to reach a major runs milestone was Danny Terzini, with 6000 runs. He's in sixth spot on the list, just 102 behind Darren Nagle's 6306.

Jim Polonidis also passed the 4000-run mark, 18th of all time, to go with his 291 games (8th) and 395 wickets (4th).

Barooga – we won!

Moonee Valley won the Barooga Over 35s tournament, taking out the trophy with three straight wins. We've come close before on our previous five trips to the tournament, but strong batting and bowling displays ensured we were well in control across each of the January 14 to 17 matches, played in blistering heat which rose into the 40s.

Our team comprised Moonee Valley players Daniel Phillips, Allan Cumming, Mark Gauci, Peter Golding, Michael Cumbo, Sean O'Kane and Tony Gleeson, past players Adam Chapple, Glen Courts and Amit Chaudhary, and Barooga players Travis Gow, Matt Dible and Justin Maley.

*Continued Page 107

Most Runs Off One Over by a Moonee Valley batsman (continued)

Sean O'Kane	22	First Eleven	vs Pascoe Vale Sports	2015-16
Arosha Perera	22	First Eleven	vs Craigieburn	2008-09
David Roach	22	First Eleven	vs Avondale Heights	2009-10
Lou Raffaele	22	Sixth Eleven	vs Coolaroo	2010-11
Steve Nickelson	22	Sixth Eleven	vs Pascoe Vale Centrals	2013-14
Liam Farrell	22	Sixth Eleven	vs Westmeadows	2015-16
Liam Shaw	22	Sixth Eleven	vs Strathmore Heights	2016-17
Liam Shaw	22	Sixth Eleven	vs Ascot Vale	2016-17
Matt Thomas	22	Second Eleven	vs Jacana	2016-17
Matt Thomas	22	Seventh Eleven	vs Jacana	2017-18
Daniel Comande	22	Seventh Eleven	vs Singh Sabha	2017-18
Mark Madden	21	Eighth Eleven	vs Pascoe Vale	2006-07
Ian Denny	21	Ninth Eleven	vs St Andrews	2007-08
Jesse Felle	21	Fifth Eleven	vs East Coburg	2008-09
Dean Lawson	21	Fourth Eleven	vs Flemington Colts	2012-13
Channa DeSilva	21	Seventh Eleven	vs Jacana	2017-18
Paddy Shelton	21	Fifth Eleven	vs Taylors Lakes	2018-19
Shiwantha Kumara	20	Seventh Eleven	vs Jacana	2018-19
Matt Thomas	20 (twice)	Second Eleven	vs Jacana	2016-17
Mark Gauci	20 (twice)	Ninth Eleven	vs Brunswick	2010-11
Pat Felmingham	20	First Eleven	vs Jacana	2014-15
Channa DeSilva	20	Second Eleven	vs Flemington	2014-15
Sean O'Kane	20	Sixth Eleven	vs Sydenham Hillside	2014-15
Paresh Rathod	20	Second Eleven	vs Aberfeldie Park	2006-07
Lou Raffaele	20	Sixth Eleven	vs Coolaroo	2010-11
Geoff McKeown	20	First Eleven	vs Keilor Park	2010-11
Liam Shaw	20	Sixth Eleven	vs Pascoe Vale United	2016-17
Trent Milne	20	Eighth Eleven	vs Royal Park Reds	2011-12
Danny Terzini	20	Fifth Eleven	vs Pascoe Vale Centrals	2017-18
Liam Farrell	20	Sixth Eleven	vs Northern Lions	2017-18
James Wolfenden	20	Seventh Eleven	vs Singh Sabha	2017-18

Long-standing connection to the Moonee Valley Cricket Club: Cr Jim Cusack, a past parent in the juniors, and Mick Intagliata, MVCC Premiership player and past junior coach.



Batting Records

Most Boundaries in a Innings

		<u>4s</u>	<u>6s</u>				
Peter Brear	38	29 +	9	(218)	Third Eleven	vs Westmeadows	1994-95
Matt Gauci	35	24 +	11	(211*)	Fourth Eleven	vs Coolaroo	2006-07
Nate Wolland	35	27 +	8	(210*)	Third Eleven	vs Barnawartha North	2017-18
Dean Lawson	34	#27 +	6	(205*)	Sixth Eleven	vs Burnside Springs	2014-15
Dean Lawson	31	24 +	7	(157)	Sixth Eleven	vs Buckley Park	2008-09
Allan Harry	29	23 +	6	(155*)	Sixth Eleven	vs Buckley Park	2008-09
Craig McBean	28	21 +	7	(161)	Third Eleven	vs Buckley Park	1987-88
Peter O'Kane	28	18 +	10	(151*)	Fifth Eleven	vs Flemington Colts	2014-15
Evan Blythe	28	24 +	4	(145*)	Seventh Eleven	vs Craigieburn	2014-15
Ian Denny	28	21 +	7	(146)	First Eleven	vs Haig Amateurs	2000-01
Ian Denny	27	17 +	10	(154)	First Eleven	vs Kealba Green Gully	1987-88
Arosha Perera	27	26 +	1	(150)	First Eleven	vs Werribee Centrals	2007-08
Arosha Perera	27	24 +	3	(157*)	First Eleven	vs Craigieburn	2008-09
Mark Gauci	27	22 +	5	(155)	Second Eleven	vs East Coburg	2001-02
Grant Moore	27	19 +	8	(138)	Third Eleven	vs Royal Park Reds	2000-01
James Harris	27	23 +	4	(153*)	Fifth Eleven	vs Gladstone Park	2017-18
Lou Raffaele	26	19 +	7	(169)	Second Eleven	vs Avondale Heights	2009-10
Lou Raffaele	26	20 +	6	(145)	Fourth Eleven	vs Canterbury	2016-17
Charlie Gila	26	22 +	4	(138)	Third Eleven	vs Craigieburn	1991-92
Ian Denny	26	21 +	5	(153*)	Fourth Eleven	vs Aberfeldie	2011-12
David Roach	26	17 +	9	(164)	First Eleven	vs Avondale Heights	2009-10
Danny Terzini	26	14 +	12	(152*)	Fifth Eleven	vs Pascoe Vale Cent.	2017-18
Sandro Capocchi	25	17 +	8	(136)	Third Eleven	vs Barkly St.	2003-04
Paul Edwards	25	22 +	3	(137)	Sixth Eleven	vs Ascot Vale	2014-15
Ian Denny	25	21 +	4	(155*)	Sixth Eleven	vs Airport West-St Chr	2007-08
Ian Denny	24	14 +	9	(144)	Fifth Eleven	vs St Marys	2007-08
Michael Harvey	24	24 +	0	(171)	First Eleven	vs Campbellfield	1992-93
Shane Williams	24	15 +	9	(142)	Third Eleven	vs Tullamarine	1992-93
Warwick Nolan	24	21 +	3	(154)	First Eleven	vs Campbellfield	1996-97
H. Webb-Johnson	24	23 +	1	(151*)	Second Eleven	vs East Keilor	2012-13
Lou Raffaele	23	6 +	17	(170)	Fifth Eleven	vs Barkly St United	2009-10
Lou Raffaele	23	15 +	8	(124)	Sixth Eleven	vs Coolaroo	2010-11
Mark Gauci	23	20 +	3	(139)	Third Eleven	vs Haig Amateurs	2000-01
Sean O'Kane	23	10 +	13	(129)	Fourth Eleven	vs Campbellfield	2013-14
Matt Thomas	23	17 +	6	(126)	Second Eleven	vs Tullamarine	2006-07
Ian Denny	22	12 +	10	(139)	First Eleven	vs Buckley Park	1990-91
Glen Courts	22	21 +	1	(177)	First Eleven	vs Coburg Amateurs	1999-00
Shane Golds	22	21 +	1	(160)	Fourth Eleven	vs Haig Amateurs	2002-03
Matt Thomas	22	20 +	2	(131*)	Seventh Eleven	vs Pascoe Vale	2006-07
Dean Lawson	22	17 +	5	(124)	Sixth Eleven	vs Sydenham Hillside	2008-09
Steve Nickelson	22	15 +	7	(149)	Sixth Eleven	vs Pascoe Vale Cent.	2013-14
Sean O'Kane	22	13 +	9	(118*)	Sixth Eleven	vs Sydenham Hillside	2014-15
Chanaka Silva	22	19 +	3	(142)	First Eleven	vs Sydenham Hillside	2017-18
Ian Denny	21	13 +	8	(125)	First Eleven	vs Pascoe Vale	1987-88
David Jolley	21	19 +	2	(148)	First Eleven	vs Coburg Amateurs	1999-00
Glen Courts	21	19 +	2	(104)	First Eleven	vs Batman St. Marks	1999-00
Ian Denny	21	13 +	8	(121)	First Eleven	vs Glenroy	2000-01
Glen Courts	21	12 +	9	(115)	First Eleven	vs West Coburg	2000-01
Glen Courts	21	15 +	6	(109)	First Eleven	vs Pascoe Vale	2000-01
Mark Schuliga	21	15 +	6	(109)	Fourth Eleven	vs West Coburg	2000-01
David Jolley	21	20 +	1	(106)	First Eleven	vs Batman St. Marks	2001-02
Geoff McKeown	21	11 +	10	(130)	Fourth Eleven	vs Aberfeldie St.Johns	2001-02
Ian Denny	21	14 +	7	(136*)	Fourth Eleven	vs Royal Park Reds	2005-06
Ben Thomas	21	18 +	3	(110*)	Seventh Eleven	vs Haig Amateurs	2005-06
Ian Denny	21	14 +	7	(114)	Seventh Eleven	vs Sunshine YCW	2007-08
Mark Gauci	21	17 +	4	(100)	Sixth Eleven	vs Ascot Vale	2014-15
Nadeera Thuppahi	21	17 +	4	(100*)	Sixth Eleven	vs Shakti Lions	2015-16
Liam Shaw	21	9 +	12	(128*)	Fifth Eleven	vs Sunshine Heights	2016-17

* = not out

= a five

Most combined stats across Junior & Senior ranks 2018/19

	Most Games	Most Runs	Most Wickets
1st	Felle, Jesse 256	Thomas, Matthew 5805	Felle, Jesse 434
	Thomas, Matthew 245	Felle, Jesse 4010	Gannon, Bede 320
	King, Tom 220	King, Tom 3747	Walker, Murray 213
	Newman, Jack 217	Coventry-Poole, Sam 2562	Comande, Daniel 210
	Nankivell-Sandor, Jesse 206	Newman, Jack 2453	Thomas, Matthew 188
	Gannon, Bede 202	Cafari, Anthony 2439	Stafford, Chris 184
	Comande, Daniel 198	Bibby, Charles 2367	O'Brien, Sam 183
	Esmore, Matt 183	Comande, Daniel 2301	Newman, Jack 182
	Coventry-Poole, Sam 178	Matt Esmore 2030	Esmore, Matt 180
10th	Walker, Murray 176	Chiera, Peter 2019	King, Tom 159
	Brelis, Nicholas 170	Gannon, Bede 1970	Nankivell-Sandor, Jesse 159
	Intagliata, Tanya 169	Nankivell-Sandor, Jesse 1929	Wellard, Sam 152
	O'Brien, Sam 168	Spagna, Mark 1881	O'Brien, John 151
	Walker, Nigel 167	Maginness, Joshua 1858	Kolokithas, Iraklis 144
	Fisher, Tim 163	O'Brien, Sam 1836	Walker, Nigel 139
	Esmore, Stephen 157	Ball, Robbie 1820	Brelis, Nicholas 136
	Bibby, Charles 155	Bannister, Mick 1803	Fisher, Tim 134
	Legato, Peter 150	Stafford, Chris 1798	Chiera, Peter 128
	Coote, Alex 147	Bonfa, Steven 1768	Norsetter, Joshua 123
20th	Ball, Robbie 145	Wenlock, Matthew 1652	Cafari, Anthony 114
	Cafari, Anthony 144	Aitken, Charles 1647	Van Loon, Joe 109
	Maginness, Joshua 138	Madigan, Julian 1581	Bannister, Paul 106
	De Niese, Jacob 137	Walker, Murray 1527	Bonfa, Steven 104
	Chiera, Peter 136	De Niese, Jacob 1469	Malone, Luke 101
	Bonfa, Frank 132	Van Loon, Joe 1442	Esmore, Stephen 101
	Stafford, Chris 132	Wright, Peter 1400	Tankard, Kurtis 100
	Spagna, Mark 129	Memery, Thomas 1342	Reitano, Joe 99
	Bannister, Paul 129	Ryan, Robert 1314	Lewis, Jeff 98
	Bannister, Mick 127	Marinelli, Luke 1286	Spagna, Mark 90
30th	Tankard, Kurtis 125	O'Brien, John 1279	Coote, Alex 90
	Johnston, James 123	Evans, Mitchell 1246	Brock, Luke 89
	Wenlock, Matthew 123	Rawlinson, James 1231	Coote, Benjamin 88
	O'Brien, John 120	Brelis, Nick 1230	Ball, Robbie 83
	Bonfa, Steven 118	Reitano, Joe 1229	Coventry-Poole, Sam 81
	Aitken, Charles 117	Agius, Will 1202	Fenaughty, Eamonn 80
	Kolokithas, Iraklis 117	Holder, Bevan 1202	Thorneycroft, James 79
	Norsetter, Joshua 116	Malone, Luke 1174	Panousieris, Andreas 77
	Van Loon, Joe 115	Kolokithas, Iraklis 1155	Coleman, Isaac 77
	Rawlinson, James 112	Reitano, Frankie 1149	Malcolm, Patrick 75
	Ayers, Daniel 111	Brock, Luke 1112	Maginness, Joshua 71

To qualify: Minimum 4 games in each of juniors and seniors

Season Review 2018/19

(continued from Page 104)

Our batting was strong throughout the tournament, led by Allan Cumming's 66 runs at an average of 66, Adam Chapple's 69 runs (34.5), Tony Gleeson's 61 (30.5), Daniel Phillips' 58 (29) and Michael Cumbo's excellent 51 runs @ 25.5.

We'll be back to defend our title in 2020 – team leaders Daniel Phillips and Mark Gauci handed back the \$300 prizemoney as the deposit for next year's entry.

Life Members get together

Thanks to Ian Denny for his initiative in pulling together our life members with a view to a meaningful ongoing role at Moonee Valley.

Continued Page 110

Senior/Junior Combined Statistics 1996-2019

Name	Games	Runs	Comp	Ave	Overs	Wkts	Runs	Average	Career
Agius, Will	91	1202	43	27.95	211.3	40	877	21.92	2008-
Ahmed, Ali	17	49	13	3.77	65.0	11	317	28.81	2007-09
Ahmed, Jordan	19	99	15	6.60	90.0	15	443	29.53	2007-09
Aitken, Charles	117	1647	72	22.88	338.4	63	1072	17.01	2006-15
Amunugama, Shan	111	1033	69	14.97	319.1	60	1243	20.71	2006-
Anticevic, Jesse	29	127	10	12.70	55.0	17	250	14.70	1998-08
Ayers, Daniel	111	591	83	7.12	295.1	57	1178	20.66	1996-
Ball, Robbie	145	1820	59	30.85	295.4	83	1058	12.74	2001-11
Bannister, Mick	127	1803	103	17.50	144.5	30	834	27.80	2005-
Bannister, Paul	129	834	68	12.26	656.0	106	2076	19.58	2005-
Barrett, Dillon	78	211	43	4.91	170.5	34	856	25.17	2010-
Bell, Lachlan	20	187	16	11.69	101.0	15	324	21.60	2005-10
Bibby, Charles	155	2367	118	20.05	217.0	33	938	28.42	2006-
Bonfa, Frank	132	752	78	9.64	256.1	44	1238	28.13	2000-12
Bonfa, Steven	118	1768	121	14.61	516.3	104	2099	20.18	2000-12
Borrell, Alexei	72	636	50	12.72	257.0	54	943	17.46	2001-07
Brelis, Benjamin	63	313	48	6.52	147.0	24	724	30.16	2005-13
Brelis, Nicholas	170	1230	107	11.49	651.5	136	2612	19.20	2005-
Brock, Corey	50	343	32	10.72	50.0	3	199	66.33	2013
Brock, Luke	105	1112	76	14.63	536.2	89	1918	21.55	2013-
Brown, Liam	84	800	76	10.53	105.0	25	336	13.44	1999-06
Buddhadasa, Lalith	55	722	42	17.19	334.3	53	1115	21.03	2007-13
Cafari, Anthony	144	2439	97	25.14	487.0	114	1484	13.01	2007-
Carroll, Joe	31	689	32	21.53	20.0	2	111	55.50	2006-10
Cheligoy, Matthew	96	836	88	9.50	289.5	52	1138	21.88	1999-08
Chiera, Peter	136	2019	58	34.81	454.2	128	1675	13.08	2002-10
Chopra, Vishal	41	220	28	7.86	88.2	18	478	26.55	2010-
Clarke, Ethan	102	834	50	16.68	271.0	55	930	16.90	2000-09
Clarke, Jackson	81	196	64	3.06	130.2	29	802	27.65	2000-12
Clarke, James	106	590	78	7.56	212.3	47	1147	24.40	1996-13
Cleary, Dinny	76	934	54	17.30	230.0	57	932	16.35	2008-15
Coleman, Isaac	104	875	77	11.36	336.2	77	1144	14.85	2009-
Comande, Daniel	198	2301	136	16.92	906.4	210	3649	17.37	2003-
Coombe, Ethan	18	69	11	6.27	69.0	16	376	23.50	2015-
Cootte, Alex	147	1049	106	9.90	420.2	90	1779	19.76	2003-12
Cootte, Benjamin	97	723	60	12.05	531.5	88	1486	16.88	2003-09
Costigan, Joel	49	120	39	3.08	90.2	17	467	27.47	2003-05
Coventry-Poole, Liam	68	297	32	9.28	141.2	29	687	23.68	1997-07
Coventry-Poole, Sam	178	2562	100	25.62	343.3	81	1321	16.30	2000-
Cumming, Jack	69	127	29	4.38	130.0	19	594	31.26	2011-
Curran, Liam	70	491	40	12.28	130.0	47	605	12.87	2003-12
Cusack, Kilian	59	258	38	6.79	117.0	19	481	25.31	2001-16
De Niese, Jacinta	61	672	36	18.67	82.0	18	339	18.83	2006-10
De Niese, Jacob	137	1469	126	11.59	151.2	20	926	46.30	2006-
Dolezal-May, Jason	78	436	45	9.69	126.5	28	423	15.10	2003-09
Dowd, Brendan	62	600	48	12.50	191.0	24	807	33.62	2005-11
Esmore, Matthew	183	2030	141	14.40	826.4	180	3412	18.95	2007-
Esmore, Stephen	157	682	82	8.32	591.4	101	2385	23.61	2007-
Evans, Mitchell	99	1246	65	19.16	91.0	16	391	24.43	2005-
Felle, Jesse	256	4010	222	18.06	2135.2	434	6705	15.44	1998-
Fenaughty, Eamonn	105	570	64	8.91	291.2	80	991	12.38	2003-09
Fenaughty, Seamus	47	267	50	5.34	122.5	27	474	17.55	2000-07
Ferrier, Jacob	60	557	60	9.28	126.0	28	543	19.39	2001-06

Senior/Junior Combined Statistics 1996-2019

Name	Games	Runs	Comp	Ave	Overs	Wkts	Runs	Average	Career
Fischer, Felix	27	129	12	10.75	91.5	20	373	18.65	2017-
Fisher, Tim	163	663	103	6.44	975.5	134	3457	25.79	1996-12
Frangoulis, Peter	17	70	12	5.83	37.0	4	189	47.25	2001-07
Frenette, Shane	88	1038	84	12.36	132.1	27	585	21.66	1996-09
Gannon, Bede	202	1970	133	14.81	1558.4	320	5391	16.84	2003-
Gardiner, John	60	721	37	19.49	92.0	17	399	23.47	2005-14
Gorham, Alex	95	862	71	12.14	289.0	52	1221	23.48	2005-15
Gorham, Daniel	73	274	34	8.06	169.1	35	752	21.48	2005-11
Greenfield, Ewan	21	233	12	19.42	133.0	21	429	20.42	2006-08
Harry, Ashley	74	686	43	15.95	209.0	45	689	15.31	2005-16
Hobbs, Seamus	71	756	45	16.80	135.2	38	534	14.05	2003-14
Holder, Bevan	104	1202	45	26.71	212.1	48	888	18.50	2011-
Howes, James	78	283	44	6.43	256.0	43	773	17.97	2008-14
Intagliata, Tanya	169	772	102	7.57	441.0	60	2184	36.40	2000-11
Johnston, James	123	1084	65	16.68	324.5	54	1242	23.00	2000-09
Kanchan, Krish	31	588	16	36.75	148.5	31	649	20.93	2018-
Kenny-Jones, Kam	58	496	48	10.33	217.0	55	777	14.12	2006-12
King, Tom	220	3747	193	19.41	865.3	159	3080	19.37	1996-
Kolokithas, Iraklis	117	1155	71	16.27	667.2	144	2042	14.18	1999-10
Koulouris, Nathan	50	149	26	5.73	127.2	32	436	13.62	2007-10
Kritharidis, Nick	46	863	38	22.71	317.0	38	834	21.94	2001-07
Lai, William	75	843	74	11.39	119.5	28	621	22.17	2000-10
Launer, James	32	237	25	9.48	101.0	10	453	45.30	2007-12
Lawson, Brooke	29	178	9	19.78	53.0	8	293	36.62	2008-10
Lee, Jono	29	49	8	6.13	4.0	2	11	5.50	2012-
Legato, Peter	150	562	99	5.68	194.2	51	901	17.66	2000-13
Lewis, Jeff	103	527	68	7.75	377.0	98	1307	13.33	1996-11
Lumsden, Jacob	60	518	44	11.77	167.0	37	708	19.13	2002-10
Lumsden, Justin	64	338	45	7.51	188.4	35	818	23.37	2002-10
Madigan, Julian	85	1581	72	21.96	137.5	38	570	15.00	1997-09
Maginness, Joshua	138	1858	90	20.64	299.0	71	1153	16.23	1997-12
Malcolm, Patrick	49	373	39	9.56	414.2	75	1505	20.06	1997-04
Malcolm, Rhys	17	241	12	20.08	110.0	13	374	28.76	2000-04
Malone, Luke	111	1174	47	24.98	429.0	101	1544	15.28	2004-13
Mangan, Daniel	23	273	13	21.00	130.3	33	444	13.45	1997-00
Marinelli, Luke	87	1286	62	20.74	92.0	21	394	18.76	2006-12
Marinelli, Michael	50	457	39	11.72	117.2	15	463	30.86	2006-11
Martiniello, Benn	101	1005	62	16.21	332.2	54	1281	23.72	2004-11
McHutchison, Aaron	48	222	29	7.66	107.4	19	360	18.94	1996-05
McKay, Jaycob	43	156	24	6.50	221.0	33	711	21.54	2004-12
Memery, Thomas	105	1342	66	20.33	157.4	36	614	17.05	2004-11
Milne, Alan	36	75	20	3.75	118.0	26	567	21.80	2006-12
Moloney, Joshua	64	399	48	8.31	154.4	38	798	21.00	2008-15
Morrissy, Tomas	63	595	38	15.66	149.4	37	658	17.78	2014-
Murphy, Eamonn	35	163	34	4.79	98.0	16	348	21.75	2007-15
Nankivell-Sandor, Jesse	206	1929	160	12.05	934.4	159	3896	24.50	2001-
Newman, Jack	217	2453	136	18.04	1025.3	182	3493	19.19	2006-
Nguyen, Nam	63	733	33	22.21	164.0	33	720	21.81	2015-
Nimorakiotakis, Luca	52	796	29	27.44	166.5	41	741	18.07	2016-
Norsetter, Joshua	116	542	71	7.63	476.1	123	1811	14.72	2012-
O'Brien, John	120	1279	88	14.53	621.2	151	2123	14.05	2001-12
O'Brien, Reilly	101	869	59	14.73	367.4	68	1274	18.73	2003-11
O'Brien, Sam	168	1836	82	22.39	714.1	183	2242	12.25	2001-16
O'Haire, Chris	88	392	64	6.13	222.3	32	976	30.50	1999-12

Senior/Junior Combined Statistics 1996-2019

Name	Games	Runs	Comp	Ave	Overs	Wkts	Runs	Average	Career
O'Haire, Michael	30	176	24	7.33	158.0	26	646	24.84	1999-08
O'Meara, Mitchell	35	447	24	18.63	17.2	4	103	25.75	2006-09
Panousieris, Andreas	80	414	50	8.28	266.0	77	977	12.68	2004-11
Perussich, Lachlan	70	538	52	10.35	168.0	36	593	16.47	2006-12
Radford, Amelia	77	857	44	19.48	202.0	46	670	14.56	2005-10
Rawlinson, James	112	1231	73	16.86	214.1	43	740	17.20	1998-09
Reitano, Frankie	82	1149	56	20.52	357.3	64	1029	16.07	2002-09
Reitano, Joe	73	1229	49	25.08	399.4	99	1147	11.58	1996-07
Royle, David	66	327	27	12.11	195.0	45	705	15.66	2005-
Ryan, Luke	59	880	43	20.47	275.5	60	862	14.36	1996-05
Ryan, Robert	80	1314	59	22.27	110.0	17	365	21.47	1996-05
Ryan, Tim	103	709	77	9.21	421.0	65	1760	27.07	2005-14
Sarbaswa, Rupoj	33	135	24	5.63	118.2	31	577	18.61	2007-11
Schumann, David	15	166	17	9.76	62.0	4	285	71.25	2000-03
Scott, Declan	77	515	44	11.70	234.0	49	821	16.75	2011-
Spagna, Lisa	45	460	23	20.00	102.0	30	621	20.70	2002-11
Spagna, Mark	129	1881	89	21.13	443.1	90	1553	17.25	2003-13
Stafford, Chris	132	1798	79	22.76	847.4	184	2316	12.58	1998-11
Stafford, Madeline	31	125	17	7.35	78.0	8	495	61.87	2006-10
Steinmeyer, Alex	72	249	44	5.66	186.0	29	875	30.17	2007-
Streete, Joel	28	459	26	17.65	32.0	8	156	19.50	2003-
Sturrock, Cameron	27	45	10	4.50	126.0	25	450	18.00	2006-09
Tankard, Kurtis	125	685	67	10.22	496.0	100	1693	16.93	2003-12
Thomas, Matthew	245	5805	217	26.75	843.1	188	2788	14.82	1997-
Thornycroft, Daniel	77	253	45	5.62	160.4	23	721	31.34	2007-15
Thornycroft, James	66	88	44	2.00	397.0	79	1438	18.20	2007-13
Tran, Francis	54	439	44	9.98	276.4	39	1086	27.84	2002-12
Van Loon, Joe	115	1442	92	15.67	457.5	109	1564	14.34	2001-
Velona, Beau	80	398	64	6.22	315.3	53	1413	26.66	2007-13
Walker, Murray	176	1527	110	13.88	1009.4	213	3586	16.83	1996-
Walker, Nigel	167	676	111	6.09	638.4	139	2393	17.21	1996-
Wallwork, Noah	75	1026	41	25.02	124.0	39	434	11.12	2013-
Webster, James	52	92	28	3.29	135.0	33	674	20.42	2006-12
Webster, Nicholas	83	449	57	7.88	207.0	53	920	17.35	2008-
Wellard, Sam	104	738	71	10.39	913.3	152	2571	16.91	1997-08
Wenlock, Matthew	123	1652	73	22.63	257.0	58	845	14.56	2006-14
Wilson, Ned	60	549	33	16.64	130.3	37	582	15.72	2001-08
Wright, Dylan	62	747	54	13.83	43.3	16	207	12.93	2011-
Wright, Peter	71	1400	33	42.42	301.2	64	623	9.73	2007-14
Zaccari, Dario	17	42	11	3.82	11.0	2	97	48.50	2006-
Zaccari, Stefano	23	23	13	1.77	17.0	5	112	22.40	2005-08

Season Review 2018/19

(continued from Page 107)

Egbert had done the same with the football club, and put out invites to the 28 living life members to a November meeting at the Moonee Ponds Club.

Thirteen attended the meeting, with apologies from a further five. Life Members at the meeting were Darren Nagle, Mark Gauci, Dean Jukic, John Talone, Michael Cumbo, Bill Nagel, Ian Denny, Kevin Gardiner, Charlie Walker, Danny Terzini, Jim Polonidis, Warwick Nolan and Greg Peters.

The impetus for the meeting was a decision by our Committee to give the Life Members a key role in putting forward a name for our new pavilion, and the involvement grew from there.

Continued Page 111

Most Catches in an Innings

Greg Meyers	First Eleven	vs Taylors Lakes	7 catches	1995-96
Rod McLeod	First Eleven	vs Airport West	6 catches	1974-75
Greg Meyers	First Eleven	vs Coolaroo	5 catches	1993-94
Mark Forster	First Eleven	vs Flemington	5 catches	2006-07
Danny Terzini	Second Eleven	vs Flemington	5 catches	2006-07
Channa DeSilva	First Eleven	vs Aberfeldie Park	5 catches	2014/15
Liam Shaw	Sixth Eleven	vs Strathmore Heights	5 catches	2016/17

Right: Junior stars: Moonee Valley's comp award winners - Harry Pickering won the bowling runner-up award in the NWMCA Under 14 (A) grade, while Noah Wallwork (far right) won the Under 16 batting.



Season Review 2018/19

(continued from Page 110)

Past Presidents Darren Nagle and Sandro Capocchi, Past Secretary John Talone and Dean Jukic accepted the responsibility of forming the Life Member Committee.

New Life Members

We welcomed two new Life Members at our Club at Presentation Night on April 13 – “Postcode” Peter Smith and Ben Thomas.

Ben had the honor of a citation from his younger brother Matthew, already a Life Member of our Club. He's now accumulated 235 games and 4572 runs since making his debut at Moonee Valley in 2003/04. While he bowls plenty in the nets at training, Ben doesn't often get the ball in a match. That's surprising, as he's also taken 30 wicket at the very good average of 21.23.

Postcode Pete is a different kettle of fish. He finished on 199 games at the end of the 2017/18 season, and had brother Geoff and nephew Lachlan alongside him when he played his 200th in Round 1 – in the one-and-only game for the Sevens before the team was withdrawn. His career stats since his 2001/02 debut read 216 games, 775 runs and 313 wickets – ninth-most in our Club's history.

Honoring Sean

We did it to him again! We blindsided Sean O'Kane in January 2018 when a group of more than 50 Moonee Valley players, past players and supporters journeyed to Barooga for the Over 35s tournament, and he was announced and inducted as a Life Member.

And we did it again at Presentation Night this year – announcing that the Best Player – All Other Grades would henceforth be known as the Sean O'Kane award.

Ambushed again! It was perhaps fitting that Sean's great mate Mark Gauci won it, and received the inaugural Sean O'Kane Award trophy from the great man himself.

Our junior program

Peter Pickering was again in charge of our youth program as junior co-ordinator, and growth in our younger age groups gives us confidence that we again will have good numbers of players coming through in the years ahead.

*Continued, Page 112

Most Wickets in a Match

Brian Hallett	Third Eleven	vs Gladstone Park	12 wickets	1983-84
Colin Netherclift	First Eleven	vs Broadmeadows	11 wickets	1971-72
Jim McKenzie	Second Eleven	vs Buckley Park	11 wickets	1993-94
Sean Duckworth	First Eleven	vs Barkly Street Uniting	11 for 27	2017-18
Jesse Felle	Seventh Eleven	vs Pascoe Vale Central	11 for 55	2012-13
Jim Polonidis	Second Eleven	vs Jacana	11 for 57	2016-17
Nasir Ahmed	First Eleven	vs East Keilor	11 for 69	2013-14
Peter Gardiner	First Eleven	vs St. Christophers	10 wickets	1978-79
Jim McKenzie	Fourth Eleven	vs Keilor Park	10 wickets	1984-85
Ian Denny	First Eleven	vs Kealba Green Gully	10 wickets	1992-93
Darren Nagle	First Eleven	vs Hadfield	10 wickets	1994-95
Steve Allan	First Eleven	vs West Coburg	10 wickets	1999-00
Sunny Singh	Third Eleven	vs Youlden Parkville	10 for 11	2016-17
Charlie Jackson	Fifth Eleven	vs Northern Lions	10 for 67	2015-16

Most Wickets in a Senior Over

Neil Henderson	First Eleven	vs Avondale Heights	4 wickets	1971-72
Robert Corollo	Second Eleven	vs Keilor Park	4 wickets	1980-81
Pat Taylor	Sixth Eleven	vs Merlynston-Hadfield	4 wickets	2010-11
Jesse Felle	Third Eleven	vs Reds	4 wickets	2016-17

Season Review 2018/19

(continued from Page 111)

All our junior teams play Friday evening fixtures, which reflects the preference of our parent group and the realities of trying to compete against compulsory Saturday sport required by many of the private schools.

Coming off a 2017/18 in which they won the Premiership, our Under 14s this season drooped from third to fifth and missed the finals off the last ball of the last round. You just can't get any closer than that! We had two Under 12 teams – or more particularly, one and a half teams. We had too many players for one team and not enough for two, so we entered a joint arrangement with Coburg Cricket Club, which didn't have enough players. The joint Moonee Valley-Coburg team ensured that players from both clubs were able to play their sport.

Peter Pickering coached our Under 14s, Stephen Esmore again took charge of our stand-alone Under 12 team and the parents picked up the slack with the joint team. Kevin Gardiner put many stars of the future on the park in their introduction to cricket as coach of the Under 10s.

Our Under 16s back on the park

We were thrilled with the Grand Final appearance of our Under 16s, in our first season in this age group since 2014/15. We uncovered some ready-made senior players among the junior ranks, including Krish Kanchan, who played six games in our Firsts even though he was still eligible for the Under 14s.

Our top four bats – Noah Wallwork, Bevan Holder, Luca Nimorakiotakis and Krish – all averaged more than 50 pre-finals, and Luca and Krish scored centuries – our first at Under 16 level since Mitchell Evans in October 2011.

Noah was desperately unlucky, out for 99 going for quick runs to try and get us over the line when we were behind the eight ball. Noah won the comp batting award, with 273 runs in the pre-finals period at an average of 91. To add to our silverware, in Under 14s Harry Pickering was runner-up in the comp bowling award.

Most of our Under 16s played senior cricket during the season, and we've got some ready-made long-term players stepping up right now. We were a bit unsettled off the field, with senior coach Mark Grenville unable to devote enough time to the team at both training and on match nights due to his work commitments. Stephen Ward took on the coaching after Christmas and the young men thrived, pushing through to the Grand Final. Brendan "Jonty" Rhodes also played a key role behind the scenes organising the team and directing the transition to senior cricket.


*Continued, Page 117

Most Consecutive Maidens

Dean Jukic	Second Eleven	vs Old Mentonians	8 maidens	2005-06
Amit Chaudhary	First Eleven	vs Werribee Centrals	8 maidens	2010-11
Gary Irons	Third Eleven	vs Strathmore	7 maidens	1991-92
Jude Perera	Second Eleven	vs Pascoe Vale	7 maidens	1993-94
Dino Sapuppo	Third Eleven	vs Pascoe Vale SC	7 maidens	2006-07
Jesse Felle	Fifth Eleven	vs East Coburg	7 maidens	2008-09
Norm Wright	Fourth Eleven	vs Pascoe Vale Centra	7 maidens	2010-11
Vishal Mehta	Fifth Eleven	vs Glenroy	7 maidens	2010-11
Murtaza Khaliq	First Eleven	vs Jacana	7 maidens	2014-15
Jesse Felle	Sixth Eleven	vs Gladstone Park	7 maidens	2013-14
Jesse Felle	Sixth Eleven	vs Greenvale	6 maidens	2013-14
Tony Gleeson	First Eleven	vs Kingsville Baptists	6 maidens	2002-03
Will Mallory	First Eleven	vs Keilor Park	6 maidens	2003-04
Mark Gauci	First Eleven	vs Aberfeldie Park	6 maidens	2005-06
John O'Brien	Third Eleven	vs Pascoe Vale SC	6 maidens	2008-09
Bede Gannon	Third Eleven	vs St Marys	6 maidens	2008-09
Steven Herbert	Fourth Eleven	vs Craigieburn	6 maidens	2012-13
Pat Taylor	Seventh Eleven	vs Gladstone Park	6 maidens	2012-13
Chris Pollock	Second Eleven	vs East Keilor	6 maidens	2015-16
Steve Allan	First Eleven	vs Glenroy	5 maidens	1999-00
Laurie Luhm	Third Eleven	vs Port Phillip	5 maidens	2001-02
Rex Bennett	First Eleven	vs Kingsville Baptists	5 maidens	2002-03
Brett Fletcher	First Eleven	vs Flemington	5 maidens	2002-03
Brett Fletcher	First Eleven	vs Tullamarine	5 maidens	2002-03
Matt Gauci	First Eleven	vs Craigieburn	5 maidens	2004-05
Joe Bonfa	Second Eleven	vs Craigieburn	5 maidens	2004-05
Joe Bonfa	Second Eleven	vs Sunshine YCW	5 maidens	2004-05
Rajat Sharma	Fourth Eleven	vs Aberfeldie St.Johns	5 maidens	2006-07
Kane Harding	First Eleven	vs Hoppers Crossing	5 maidens	2008-09
Kane Harding	First Eleven	vs Jacana	5 maidens	2008-09
Bob Sciacchitano	Fifth Eleven	vs East Coburg	5 maidens	2009-10
Liam McIntosh	Fifth Eleven	vs Royal Pk Reds	5 maidens	2009-10
Simon Thorton	Second Eleven	vs Footscray United	5 maidens	2009-10
Tracy Armstrong	Womens Firsts	vs Spotswood	5 maidens	2010-11
Chris Stafford	First Eleven	vs Strathmore	5 maidens	2010-11
Sean O'Kane	Fourth Eleven	vs Pascoe Vale Cent.	5 maidens	2013-14
Dean Jukic	Fourth Eleven	vs Pascoe Vale Cent.	5 maidens	2013-14
Peter O'Kane	Sixth Eleven	vs Jacana	5 maidens	2014-15
J Nankivell-Sandor	Third Eleven	vs Parkville District	5 maidens	2015-16
Kevin Gardiner	Third Eleven	vs Burnley CYMS	5 maidens	2015-16
Nadeera Thuppahi	First Eleven	vs Roxburgh Park	5 maidens	2016-17
Dean Jukic	Third Eleven	vs Indigos	5 maidens	2016-17
Simon Thorton	Second Eleven	vs East Coburg	5 maidens	2016-17
Jim Polonidis	Second Eleven	vs East Coburg	5 maidens	2016-17
Daniel Phillips	Second Eleven	vs Roxburgh Park	5 maidens	2016-17
Jesse Felle	Winter Firsts	vs Balmoral	5 maidens	2017

Most Overs in an Innings

Gary Irons	Second Eleven	vs Moomba Park	45 overs	1993-94
Ian Denny	First Eleven	vs Keilor Park	43 overs	1988-89
Ian Denny	First Eleven	vs Craigieburn	43 overs	1997-98
Ian Denny	First Eleven	vs Taylors Lakes	40 overs	1997-98
Ian Denny	First Eleven	vs Taylors Lakes	37 overs	1995-96
Gary Irons	Second Eleven	vs Campbellfield	36 overs	1993-94
Shane Westlow	First Eleven	vs Pascoe Vale	34 overs	1996-97
Darren Nagle	First Eleven	vs Oak Park	33 overs	1989-90
Ian Denny	First Eleven	vs Tullamarine	33 overs	1995-96
Darren Nagle	First Eleven	vs Taylors Lakes	33 overs	1997-98
Darren Nagle	First Eleven	vs Craigieburn	33 overs	1997-98
Mark Schuliga	Third Eleven	vs St. Andrews	33 overs	2004-05
Ian Denny	First Eleven	vs Buckley Park	32 overs	1995-96
Brett Fletcher	First Eleven	vs Flemington	31 overs	2002-03
Tony Gleeson	First Eleven	vs Flemington	31 overs	2002-03
Brian Hallett	Third Eleven		31 overs	1983-84



*The fast bowling cartel at the pavilion opening:
Young gun fast bowler Joshua Norsetter with mother Sandra, and wily
master craftsman Kevin Gardiner.*

Batting Average - Min. 300 Runs to 2018/19

No.	Previous season ranking	Name	Surname	Games	Runs	Comp. Inns	Average
1	1	Peter	Brear	5	396	5	79.20
2	-	Jesse	O'Grady	8	431	6	71.83
3	2	Geoff	Serong	6	373	6	62.17
4	3	Neil	Henderson	21	1365	25	54.60
5	4	Mario	Tenace	34	1062	21	50.57
6	5	Liam	Shaw	32	1192	25	47.68
7	6	Rob	Lamberti	53	1818	39	46.62
8	7	Glen	Courts	48	1965	43	45.69
9	8	Ian	Denny	326	11621	260	44.70
10	9	Dale	Ward	12	580	13	44.62
11	10	James	Wolfenden	12	440	10	44.00
12	11	Ross	Larobina	24	586	14	41.86
13	12	Ian	Broadbent	19	667	16	41.69
14	13	Aroscha	Perera	65	2566	62	41.39
15	14	Nadeera	Thuppahi	22	886	22	40.27
16	15	David	Jolley	50	1546	40	38.65
17	16	Warwick	Nolan	225	6194	165	37.54
18	17	Daniel	Caligiuri	10	332	9	36.89
19	18	Allan	Bourke	23	625	17	36.76
20	19	Vikash	Chand	10	361	10	36.10
21	21	Amit	Chaudhary	66	1455	42	34.64
22	39	Samuel	Fontana	31	621	18	34.50
23	20	Laurie	Mayne	161	4383	128	34.24
24	-	Kunal	Balhara	15	410	12	34.16
25	23	Sean	O'Kane	120	3363	100	33.63
26	22	David	Callendar	11	301	9	33.44
27	24	Darren	Caton	20	629	19	33.11
28	25	Joe	Berto	13	428	13	32.92
29	26	Ihtisham	Uddin	23	688	21	32.76
30	27	Harvey	Saward	15	458	14	32.71
31	28	Chanaka	Silva	34	1078	34	31.71
32	29	Marty	Luvara	37	886	28	31.64
33	30	Bill	Nagel	141	3885	123	31.59
34	31	Chris	Rowe	11	347	11	31.55
35	32	Peter	O'Kane	69	1694	54	31.37
36	33	Steven	Nickelson	41	992	32	31.00
37	34	Dean	Lawson	157	4455	145	30.72
38	35	Fred	Phillips	69	1629	54	30.17
39	36	Mark	McDougall	14	331	11	30.09
40	37	Jamie	Howard	40	1049	35	29.97
41	38	Bill	Loughron	71	1819	61	29.82
42	40	Lou	Raffaele	107	2945	100	29.45
43	41	Greg	Peters	220	4725	161	29.35
44	42	Michael	Harvey	258	7513	256	29.35
45	43	Andrew	Walker	23	733	25	29.32
46	-	Damien	Clarke	22	525	18	29.16
47	44	Michael	Caccamo	27	640	22	29.09
48	58	Sam	Carbone	100	2438	85	28.68
49	45	Rahul	Sharma	70	1807	63	28.68
50	51	Adam	Chapple	27	624	22	28.36
51	46	Trent	Milne	29	765	27	28.33
52	47	Craig	Brown	24	538	19	28.32
53	61	Kern	Kapoor	42	987	35	28.20
54	49	Damien	Bilsborow	24	668	24	27.83
55	50	Dushan	Raveendrakumar	19	500	18	27.78
56	52	Shane	Williams	88	2213	80	27.66
57	53	Neil	King	92	1549	56	27.66
58	54	Danny	Fitzpatrick	134	3207	116	27.65
59	55	Gary	Dudderidge	41	1101	40	27.53
60	56	Khalid	Hassan	27	851	31	27.45
61	57	Rajan	Aiyappan	78	1972	72	27.39
62	48	Dominic	Rettino	49	950	35	27.14
63	59	Garry	Campbell	28	595	22	27.05
64	60	Samantha	Marr	26	593	22	26.95
65	63	Adrian	Luvara	30	318	12	26.50



Above: Krish Kanchan, who made an unbeaten century in our Under 16 Grand Final, with his father Venks.



Below: 300-gamer Danny Terzini (right) celebrates his milestone with Brendan "Jonty" Rhodes.

All-Time Bowling Average - Min.30 Wkts to 2018/19

No.	Previous Name season ranking	Surname	Games	Overs	Wkts	Runs	Bowl Ave
1	1 Ian	Palmer	10	92	30	258	8.60
2	2 Ihtisham	Uddin	23	231	49	487	9.94
3	3 Murtaza	Khaliq	22	200.0	53	547	10.32
4	4 Amandeep	Singh	19	96.3	35	376	10.74
5	5 Neil	Henderson	21	255.0	83	918	11.06
6	6 Pardeep	Singh	22	142.0	34	408	12.00
7	7 Rex	Bennett	55	486.3	100	1203	12.03
8	8 Andrew	Walker	23	158.0	41	530	12.93
9	9 Kane	Harding	24	366	73	954	13.06
10	10 Brett	Curran	113	265.2	77	1044	13.56
11	11 Ray	Storey	185	533.0	130	1801	13.85
12	13 Chanaka	Silva	34	464.3	86	1196	13.90
13	14 Rajan	Aiyappan	78	706.0	143	1999	13.97
14	12 Amit	Chaudhary	66	536.5	110	1538	13.98
15	15 Steve	Allan	43	552.0	111	1573	14.17
16	16 Jude	Perera	38	482.0	85	1205	14.18
17	17 Robert	Corollo	76	660.0	143	2065	14.44
18	18 Sukhdeep	Singh	36	209.3	42	616	14.66
19	20 Marty	Egan	92	1013	176	2621	14.89
20	21 Vishal	Mehta	34	198.0	34	507	14.91
21	22 Lou	Raffaele	107	247.5	47	706	15.02
22	23 George	Pearson	54	203.0	45	677	15.04
23	26 Jim	Polonidis	291	2241.0	395	5957	15.08
24	24 Richard	Reddish	44	140	37	562	15.19
25	19 Dean	Jukic	260	1389.0	298	4533	15.21
26	27 Darren	Nagle	342	2666.5	447	6970	15.59
27	28 Terry	Nagle	143	1782.0	319	5023	15.75
28	29 Terry	Michail	78	674.0	164	2616	15.95
29	30 Brett	Fletcher	23	248.0	38	607	15.97
30	31 Eddie	Nott	101	658.0	114	1824	16.00
31	32 Jesse	Felle	209	1984	385	6193	16.08
32	33 Tony	Coco	61	205.0	68	1094	16.09
33	34 Nasir	Ahmed	17	306.1	48	773	16.10
34	35 Brian	Hallett	60	373	62	1006	16.23
35	25 Joshua	Norsetter	65	353.1	86	1396	16.23
36	36 Joe	Bonfa	140	1409.0	243	3954	16.27
37	38 John	Bentivoglio	87	171.0	44	718	16.32
38	39 Adam	Patchell	72	635.5	130	2137	16.43
39	40 Sam	O'Brien	58	351.0	75	1240	16.53
40	41 Peter	O'Kane	69	645.3	115	1905	16.57
41	44 Ian	Denny	326	3904.4	644	10767	16.71
42	42 Tom	Neville	60	623.0	105	1759	16.75
43	48 Daniel	Phillips	183	903	180	3025	16.80
44	49 Sean	O'Kane	120	317.1	83	1395	16.80
45	43 Wayne	Sheldon	28	197.0	41	690	16.83
46	45 Shane	Westlow	86	919.0	144	2429	16.87
47	46 Corey	Davidson	63	558.0	109	1844	16.92
48	47 Danny	Fitzpatrick	134	1282.0	210	3558	16.94
49	56 Mark	Gauci	324	1555	294	5010	17.04
50	50 Bill	Nagel	141	1512	282	4813	17.07
51	52 Frank	Caruso	53	412.0	76	1301	17.12
52	53 James	Holt	68	208.1	49	844	17.22
53	54 Simon	Thornton	96	1023.0	161	2777	17.24
54	55 Russell	Doyle	44	203.0	37	640	17.30
55	57 Matthew	Thomas	193	589.1	120	2084	17.36
56	58 Muhammad	Maaz	24	225.2	42	735	17.50
57	59 Colin	Nethercliff	64	694.0	201	3523	17.53
58	60 Ken	McLeod	70	370.0	92	1613	17.53
59	61 Peter	Ornsby	35	273.0	38	669	17.61
60	62 Umar	Farooq	56	378.0	66	1163	17.62
61	63 Joseph	Van Loon	42	232.0	49	864	17.63
62	64 Scott	McLeod	75	655.0	105	1861	17.72
63	51 Rahul	Sharma	70	288.5	63	1119	17.76
64	- John	O'Brien	59	448.2	90	1599	17.77



Above: Poker tournament winner and legendary past player Mick Intagliata studies his cards, watched by daughter/past player Tanya.

Below: Our Sri Lankan internationals Shivantha Kumara(left) and Dishnaka Manoj.



Most Ducks for Moonee Valley

50	Joe Ansaldo	27	Tim Fisher	23	Ben Thomas	18	James Thorneycroft
49	Michael Cumbo	27	Matt Thomas	21	Shane Comino	18	Evan Blythe
40	Allan Cumming	27	Ian Sutherland	21	Peter Fenaughty	18	Daryl Elliot
39	Shaun Rayment	27	Richard Cooney	21	Ian Denny	18	Pat Taylor
36	Danny Terzini	27	Mark Gauci	21	Dean Lawson	18	Ben Skok
34	Sandro Capocchi	26	Peter Gardiner	20	Jeff Nicol	17	Paul Comino
32	Gary Irons	25	Mick Intagliata	20	Daniel Phillips	17	Graeme Walker
29	John Talone	25	Greg Meyers	19	Frank Caruso	17	Jatinder Singh
29	Kevin Gardiner	25	Bob Sciacchitano	19	Jim McKenzie	17	Doug Cumming
29	Jim Polonidis	25	Jesse N'vell-Sandor	19	Joe Bonfa	16	Paul Hobbs
29	Dean Jukic	24	Jacob de Niese	19	Darren Nagle	16	Matt Gauci
28	Peter Boulouxis	23	Dino Sapuppo	19	Phill King	16	Beau Velona
28	Peter Smith	23	Geoff McKeown	18	Mark Wakeling	16	Daniel Ayers



More pavilion opening happy snaps:
L-R Bede Gannon, Club Secretary
Michael Ozbun and Rahul "Sunny"
Sharma.

Season Review 2018/19

(continued from Page 112)

On for young and old

We showcased both ends of the age and experience spectrum when Moonee Valley Sixths took on Caroline Springs at our Ormond Park hard wicket ground on January 12. At one end of the scale we had Under 16-eligible player Joshua Norsetter bring up his 50th senior game for Moonee Valley, to follow on from his 50th senior wicket before Christmas.

And at the other end, we had senior coach Mark Grenville demonstrate his skill and experience with a masterful 102not out, showcasing how to build an innings with classical cricket shots without having to resort to the slog. Mark was playing Sixths because his troublesome knee meant he was unable to bowl, and the grade presented him with the chance to bat without having to spend the day in the field and put pressure on the joint.

At the experience end of the scale, the team also included wily veterans Graeme Bloom and John Petropoulos, with Johnny chiming in with a nice wicket. Moonee Valley duly saluted in the match, scoring 3/198 in just 25 overs to chase down Caroline Springs' 8/197cc.

Twenty20

We were behind the eight-ball from the first game of the three-match round-robin competition, when we didn't get on the park due to rain whereas 10 other games got out of the blocks.

We have been committed over many years to the North West's T20 competition, and were keen to go on with it. We lost the second game we played, then had a solid victory in the third – chasing down the Maribyrnong Park-St Marys total of 119 after 16 overs. Matt Thomas hit an unbeaten 51, while junior Krish Kanchan topped the bowling with three wickets.

We finished 10th out of 20 teams.

Our winter season

We had some excellent performances across the 2018 winter season, but still finished out of finals contention. Matt Esmore again took all before him, winning the runs aggregate with 210 at 23.33, but still got trumped by young gun Akshat Sehgal's 194 runs at the better average of 48.5.

*Continued, Page 118

Most Ducks in a Season

James Thorneycroft	8	2009-10	Tim Fisher	4	2001-02	Daniel Ayers	4	2004-05
Victoria Thorneycroft	8	2009-10	Tim Fisher	4	2002-03	Mick Bannister	4	2015-16
Sukhdeep Singh	8	2016-17	Tim Fisher	4	2003-04	Graeme Bloom	4	2015-16
Andreas Skiotis	8	2017-18	Tim Fisher	4	2006-07	Daniel Comande	4	2012-13
Richard Cooney	7	2007-08	Allan Cumming	4	2017-18	Channa DeSilva	4	2010-11
Shaun Rayment	7	2017-18	Doug Cumming	4	2017-18	Stephen Esmore	4	2015-16
Shaun Rayment	6	2005-06	Doug Cumming	4	2012-13	Stephen Esmore	4	2018-19
Shane Comino	6	2006-07	Jake de Niese	4	2010-11	Umar Farooq	4	2012-13
Paul Hedjes	6	2005-06	Jake De Niese	4	2017-18	Luke Gooley	4	1996-97
Matt McAuliffe	6	2001-02	Sam Lawson	4	2007-08	David Graetz	4	2004-05
Tanya McDonald	6	2009-10	Sam Lawson	4	2008-09	David Hutchison	4	2011-12
Maddie Stafford	6	2007-08	Dino Sapuppo	4	2004-05	Charlie Jackson	4	2015-16
James Thorneycroft	6	2012-13	Dino Sapuppo	4	2006-07	Dean Jukic	4	2006-07
Jeremy Davey	6	2016-17	Greg Meyers	4	1983-84	Brad King	4	1983-84
Kris Lawson	6	2016-17	Greg Meyers	4	1994-95	Phill King	4	2009-10
Justin Trowell	6	2016-17	Greg Nicol	4	2007-08	William Lai	4	2002-03
Vicki Moore	6	2009-10	Greg Nicol	4	2009-10	Dean Lawson	4	2016-17
Ben Skok	6	2017-18	Jenny O'Brien	4	2007-08	George Loh	4	2009-10
Joshua Norsetter	6	2018-19	Jenny O'Brien	4	2008-09	Lina Muratore	4	2007-08
Kevin Gardiner	6	1982-83	Joe Ansaldo	4	2004-05	Pat Malcolm	4	2003-04
Kevin Gardiner	5	2016-17	Joe Ansaldo	4	2009-10	Benn Martiniello	4	2008-09
Allan Cumming	5	2002-03	Luke Brock	4	2013-14	Jaycob McKay	4	2011-12
Allan Cumming	5	2005-06	Luke Brock	4	2017-18	Vicki Moore	4	2010-11
Vicki Moore	5	2008-09	Sally Wilson	4	2007-08	Jacob Nicol	4	2013-14
Clare Ardern	5	2009-10	Sally Wilson	4	2009-10	Daniel Phillips	4	2002-03
Daniel Ayers	5	2002-03	Jatinder Singh	4	2015-16	Shane Phillips	4	1999-00
Ricky Bell	5	2001-02	Jatinder Singh	4	2016-17	Chris Pollock	4	2016-17
Rex Bennett	5	2003-04	Ben Skok	4	2015-16	Freddie Priestley	4	2014-15
Evan Blythe	5	2009-10	Ben Skok	4	2016-17	Tien Polonidis	4	2009-10
Jackson Clarke	5	2011-12	Ben Skok	4	2018-19	Shaun Rayment	4	2008-09
Shane Comino	5	2007-08	Jessica Taylor	4	2011-12	Tim Ryan	4	2012-13
Joel Costigan	5	2006-07	Jessica Taylor	4	2013-14	Bob Sciacchitano	4	2011-12
Stephen Esmore	5	2013-14	Nick Taylor	4	2012-13	Pardeep Singh	4	2013-14
Matt Esmore	5	2017-18	Nick Taylor	4	2009-10	Peter Smith	4	2006-07
Pat Felmingham	5	2014-15	Patrick Taylor	4	2009-10	Lisa Spagna	4	2007-08
Mark Gauci	5	2017-18	John Brellis	4	2009-10	Carolyn Tan	4	2008-09
David Graetz	5	2005-06	Ros Brellis	4	2008-09	Belinda Tankard	4	2007-08
Dale Hadfield	5	2004-05	Bernadette Hobbs	4	2007-08	Matt Thomas	4	2008-09
David Hutchison	5	2009-10	Paul Hobbs	4	2008-09	Victoria Thorneycroft	4	2007-08
Phill King	5	2003-04	Peter Fenaughty	4	2010-11	Beau Velona	4	2009-10
Peter Legato	5	2012-13	Seamus Fenaughty	4	2004-05	Justin Willie	4	2002-03
Liam McIntosh	5	2009-10	Steve Allan	4	2002-03	Stephen Ward	4	2013-14
Jesse N'vell-S'dor	5	2009-10	Mark Bergamo	4	2012-13	Dylan Wright	4	2013-14
Joshua Norsetter	5	2017-18	Jen Bishop	4	2008-09	Sahil Patel	4	2017-18
Michael Ozbun	5	2013-14	Stewart Blandford	4	2006-07	Geoff Shiell	4	2017-18
Andrew Payton	5	2007-08	Sandro Capocchi	4	2007-08	Kamal Sapkota	4	2018-19
Shaun Rayment	5	2010-11	Domenic Chiera	4	2004-05	Andreas Skiotis	4	2018-19
Shaun Rayment	5	2018-19						
Patrick Russell	5	2009-10						
Ben Thomas	5	2014-15						
Diane Ward	5	2009-10						
John Petropoulos	5	2018-19						
James Webster	5	2011-12						
Adele Walker	5	2008-09						
Graeme Walker	4	2007-08						
Andrew G. Walker	4	2004-05						
Michael Cumbo	4	2002-03						
Michael Cumbo	4	2011-12						
Michael Cumbo	4	2012-13						
Michael Cumbo	4	2013-14						
Michael Cumbo	4	2015-16						
Michael Cumbo	4	2016-17						
Michael Cumbo	4	2018-19						

Season Review 2018/19**(continued from Page 117)**

Matt was also stiff in the bowling, also taking out the aggregate with 14 wickets at 15.5, but losing the trophy to Kern Kapoor with his nine wickets at an excellent average of 12.

We had just the one team for the 2018 season, after struggling at times to fill numbers in two sides in the previous couple of years.

We fell foul of a curious Mid Year Cricket Association rule that prevented lads aged under 14 from playing, even with parental consent. We lost points for playing Krish Kanchan and Joshua Norsetter, even though both are accomplished players and Josh was well established as a wicket-taking senior bowler. We lost match points for playing them, even though we proved to the tribunal hearing that MYCA didn't know what it was doing and changed its printed and website rules in this regard several times during the season. The term "kangaroo court" was mentioned on several occasions.

*Continued, Page 120

A Pair of Spectacles

Steve Marshall	Third Eleven	vs Airport West	1987-88	(Same Day)
Gavin Barling	Fifth Eleven	vs Strathmore	1991-92	
Jeff Nicol	Fifth Eleven	vs Westmeadows	1991-92	
Warwick Nolan	First Eleven	vs Tullamarine	1993-94	
Joe Bonfa	Fourth Eleven	vs Aberfeldie Park	1993-94	
Harry Charalambous	Fourth Eleven	vs Glenroy	1995-96	(Same Day)
Shane Frenette	Fourth Eleven	vs Coburg Amateurs	2000-01	
Patrick Malcolm	Third Eleven	vs Pascoe Vale United	2001-02	
Mark Schuliga	Third Eleven	vs Pascoe Vale United	2001-02	
James Clarke	Fourth Eleven	vs Maribyrnong Park	2001-02	
Matt McAuliffe	Fourth Eleven	vs Coburg Amateurs	2001-02	(Round 5)
Matt McAuliffe	Fourth Eleven	vs Maribyrnong Park	2001-02	(Round 6)
Steve Allan	First Eleven	vs Aberfeldie	2002-03	
Daniel Phillips	Second Eleven	vs Aberfeldie	2002-03	
Peter Smith	Third Eleven	vs Aberfeldie St. Johns	2002-03	
Chris Sinclair	Third Eleven	vs Maribyrnong Park	2002-03	
Mark Nicol	Third Eleven	vs Maribyrnong Park	2002-03	
Daniel Ayers	Third Eleven	vs Maribyrnong Park	2002-03	
Daniel Ayers	Fourth Eleven	vs Flemington Colts	2002-03	(Same Day)
Michael Cumbo	Fourth Eleven	vs Maribyrnong Park	2002-03	
Paul Nicol	Second Eleven	vs Craigieburn	2004-05	(Same Day)
Dale Hadfield	Second Eleven	vs Tullamarine	2004-05	(Same Day)
Joe Ansaldo	Fourth Eleven	vs Sunshine Heights	2004-05	
Daniel Ayers	Fourth Eleven	vs Sunshine Heights	2004-05	
Tony Marasco	First Eleven	vs Greenvale	2005-06	
Allan Cumming	Fourth Eleven	vs Moonee Valley (5th's)	2005-06	
Joel Costigan	Fifth Eleven	vs Aberfeldie St. Johns	2005-06	
Alexei Borrell	Third Eleven	vs Glenroy	2006-07	
Geoff McKeown	First Eleven	vs Craigieburn	2007-08	
Matt Thomas	First Eleven	vs Craigieburn	2008-09	
James Thorneycroft	Sixths Eleven	vs St Francis	2009-10	(Same Day)
Dean Jukic	Second Eleven	vs Werribee Centrals	2009-10	
Evan Blythe	Second Eleven	vs Werribee Centrals	2009-10	
Jackson Clarke	Sixth Eleven	vs Donnybrook	2011-12	
Peter Legato	Sixth Eleven	vs Pascoe Vale Central	2012-13	
Tim Ryan	Sixth Eleven	vs Donnybrook	2012-13	(Same Day)
Doug Cumming	Sixth Eleven	vs Oak Park	2012-13	
Michael Ozburn	Sixth Eleven	vs Oak Park	2012-13	(Same Day)
Mitchell Evans	First Eleven	vs East Keilor	2013-14	
Bill Barber	First Eleven	vs East Keilor	2013-14	
Michael Ozburn	Third Eleven	vs Indigos	2013-14	
Daniel Comande	First Eleven	vs Aberfeldie Park	2014-15	
Michael Cumbo	Third Eleven	vs Carnegie	2015-16	(3 pairs in same game)
Peter Whebell	Third Eleven	vs Carnegie	2015-16	
Norm Wright	Third Eleven	vs Carnegie	2015-16	
Glenn Eismontas	Third Eleven	vs Old Camberwell Grammar	2015-16	
Stephen Esmore	Third Eleven	vs Old Camberwell Grammar	2015-16	
Sunny Singh	Fifth Eleven	vs Sunshine Heights	2016-17	(Same Day)
Joshua Norsetter	Fourth Eleven	vs Malvern	2017-18	(Same Day)
Sahil Patel	Second Eleven	vs Sydenham Hillside	2017-18	
Doug Cumming	Fifth Eleven	vs Pascoe Vale United	2017-18	
Ben Thomas	First Eleven	vs Sydenham Hillside	2017-18	
Allan Cumming	Fifth Eleven	vs Burnside Springs	2017-18	(3 pairs in same game)
Andreas Skiotis	Fifth Eleven	vs Burnside Springs	2017-18	
Jack Cumming	Fifth Eleven	vs Burnside Springs	2017-18	
Stephen Ward	First Eleven	vs Williamstown Congs	2018-19	
Allan Cumming	Third Eleven	vs Melbourne City	2018-19	(3 pairs in same game/ same day)
Andreas Skiotis	Third Eleven	vs Melbourne City	2018-18	
Jacob de Niese	Third Eleven	vs Melbourne City	2018-19	

At our official pavilion opening: L-R - Tony Gleeson, Stephen Esmore, Matthew Esmore and Dan Comande.



Season Review 2018/19

(continued from Page 118)

The Rhode Less Traveled

The long journey of Moonee Valley batsman Brendan "Jonty" Rhodes in search of that elusive century finally came to an end when he raised his bat and saluted at Ormond Park on December 8.

It had been a long 30-year crusade for the popular Jonty before he got the triple figures on the board - and wasn't he happy with it. In his third season now at the Valley, the popular clubman and committee member was roundly applauded when he had to walk off the oval with 100 retired not out to his name.

Jonty has taken on a lower-grade selection role this season, is co-captain of the Sixths and has also started helping out with the juniors, so it was fitting that four of our up-and-comers, including two playing their first senior game, were in the team with him when they beat Pascoe Vale United.

Jonty's popularity was evident by the number of comments and likes on his Facebook page, both from Valley clubmates, from his family and friends and from cricket mates from a past career. Jonty had an obvious determination from the first ball in the milestone match, opening the batting with John Petropoulos and playing some wonderful shots along the way - bringing up his 50 with a glorious six.

Jonty's cricketing journey has taken him to clubs across a number of states, including playing for his home town Daysdale in NSW, Balldale in NSW, Oaklands juniors (NSW), Eaton in Western Australia, Shenfield in the UK and Barnawartha/Chiltern in Victoria.

Sixths and out

The Moonee Valley 2014/15 Sixths Premiership team got together to reminisce over a great season with a weekend away at Queenscliff in the May off-season.

Sam Carbone, Dean Jukic, Mark Gauci, Kevin Gardiner, Brett Curran, John Talone, Norm Wright, Paul Hobbs, Dean Lawson, Sean O'Kane and Darren Nagle got together to tell tall tales, along with President Charlie Walker. Only Peter O'Kane and Paul Edwards were missing from the premiership team, so the bond between the premiership players is evident.

Thanks to our Committee

It is important to put on record the outstanding contributions of our Committee. Mark Gauci stepped up as Vice President, Treasurer Peter Golding keeps us all in line with his budgeting skills, and Michael Ozbun maintained his sponsorship role while taking on the responsibility of Secretary when Nigel Cowan stood down.

Thanks also to Matt Thomas, Channa DeSilva, Kevin Gardiner, Allan Cumming, Brendan Rhodes and Daniel Phillips for helping keep the Club on an even keel.

We also acknowledge Peter Pickering as Junior Co-ordinator and Graeme "Charlie" Walker, in his 12th year as President.

Most Runs Off a Moonee Valley Bowler in a Single Over

Kevin Gardiner	Fifth Eleven	vs Moonee Valley 4ths	32 runs	2006-07
Steven Ball	Sixth Eleven	vs St.Andrews	30 runs	2005-06
James Thorneycroft	Sixth Eleven	vs Buckley Park	30 runs	2011-12
Matt Houston	Fifth Eleven	vs Sunshine Heights	30 runs	2016-17
Peter Gardiner	Fourth Eleven	vs Tullamarine	29 runs	1997-98
Mark Gauci	Seventh Eleven	vs Singh Sabha	29 runs	2017-18
Brian Moore	Second Eleven	vs Moomba Park	28 runs	1976-77
Alexei Borrell	Fourth Eleven	vs Coolaroo	28 runs	2005-06
Chris Leece	Winter Comp	vs Latrobe Uni 3	28 runs (5 balls)	2013
Matthew Esmore	Seventh Eleven	vs Jacana	28 runs	2018-19
Bharat Uniyal	Seventh Eleven	vs Airport West/St Chris	27 runs	2014-15
Victoria Thorneycroft	North West	vs Spotswood	27 runs	2009-10
Peter Smith	Seventh Eleven	vs Singh Sabha	27 runs	2017-18
Damien O'Haire	Fourth Eleven	vs Flemington Colts	26 runs	2002-03
Joe Van Loon	Fourth Eleven	vs Coolaroo	26 runs	2005-06
Nigel Walker	Ninth Eleven	vs St Mary's	26 runs	2010-11
Joe Ansaldo	Fifth Eleven	vs Pascoe Vale Central	26 runs	2014-15
Ethan Coombe	Sixth Eleven	vs Shakti Lions	26 runs	2015-16
Pat Taylor	Fifth Eleven	vs Taylors Lakes	26 runs	2016-17
Luke Brock	Seventh Eleven	vs Donnybrook	26 runs	2017-18
Sean Duckworth	Seventh Eleven	vs Singh Sabha	26 runs	2017-18
Peter Gardiner	Fourth Eleven	vs Tullamarine	25 runs	1997-98
John O'Brien	Fourth Eleven	vs Coolaroo	25 runs	2005-06
Jim McKenzie	Seventh Eleven	vs Pascoe Vale	25 runs	2008-09
Dino Sapuppo	Fifth Eleven	vs Barkly St Uniting	25 runs	2009-10
Shane Chalmers	Sixth Eleven	vs Haig Fawkner	25 runs	2015-16
Jeet Shah	First Eleven	vs Caroline Springs	25 runs	2018-19
Akshay Kapadia	Sixth Eleven	vs Pascoe Vale Central	25 runs	2018-19
Justin Trowell	Fifth Eleven	vs Maribyrnong Park-St M	25 runs	2018-19
Murray Walker	Fourth Eleven	vs Maribyrnong Park	24 runs	2000-01
Nigel Walker	Sixth Eleven	vs Greenvale	24 runs	2013-14
William Lai	Third Eleven	vs Aberfeldie St.Johns	24 runs	2001-02
Tim Fisher	Fourth Eleven	vs Merlynston/Hadfield	24 runs	2003-04
Richard Cooney	Sixth Eleven	vs The Socials	24 runs	2004-05
Steven Ball	Sixth Eleven	vs The Socials	24 runs	2005-06
Kosta Bolis	Seventh Eleven	vs Sunshine Heights	24 runs	2005-06
Duncan Brown	Seventh Eleven	vs Glenroy	24 runs	2006-07
Brett Curran	Eighth Eleven	vs Avondale Heights	24 runs	2006-07
Pat Felmingham	Third Eleven	vs East Coburg	24 runs	2008-09
Bede Gannon	Seventh Eleven	vs Singh Sabha	24 runs	2017-18
Victoria Thorneycroft	North West	vs Spotswood	23 runs	2009-10
Grant McMurdo	Fifth Eleven	vs St.Andrews	23 runs	2003-04
James Clarke	Fourth Eleven	vs West Coburg	23 runs	2004-05
Alex Johnson	Fourth Eleven	vs Aberfeldie St.Johns	23 runs	2005-06
Mark Cini	Sixth Eleven	vs St.Andrews	23 runs	2005-06
Bob Sciacchitano	Seventh Eleven	vs Haig Amateurs	23 runs	2005-06
Neil Wilson	Seventh Eleven	vs Pascoe Vale	23 runs	2005-06
Rod Gorham	Eighth Eleven	vs Strathmore Heights	23 runs	2010-11
Will Agius	Eighth Eleven	vs Pascoe Vale United	23 runs	2012-13
Joshua Moloney	Fifth Eleven	vs Monash Uni Gryphons	23 runs	2013-14
Clyde D'Cruz	Sixth Eleven	vs Shakti Lions	23 runs	2015-16

Moonee Valley Teams of the Year (in batting order)

122

2017/18	2016/17	2015/16	2014/15	2013/14	2012/13
Channa DeSilva (w)	Liam Shaw (w)	Troy Eden	Dean Lawson	Lou Raffaele	Dean Lawson
James Wolfenden	Sam Carbone	Nadeera Thuppahi	Mark Gauci (vc)	Kristian Garland (w)	Danny Terzini (c)
Charles Bibby	Samuel Fontana	Chanaka Silva	Channa DeSilva (w)	Khalid Hassan	Ihtisham Uddin
Chanaka Silva	Chanaka Silva	Ben Thomas	Sean O'Kane	Danny Terzini (c)	Heath Webb-Johnson
Liam Farrell	Mick Bannister	Mark Gauci	Sam Carbone	Matt Thomas (vc)	Dean Jukic
Ian Denny	Dean Jukic	Channa DeSilva (w)	Peter O'Kane	Mark Cini	Peter O'Kane
Sean Duckworth	Shane McDonald (c)	Peter O'Kane	Neil King	Mark Gauci	Jesse Felle
Jim Polonidis (c)	Jesse Felle	Jesse Felle	Jim Polonidis (c)	Sean O'Kane	Muhammad Maaz
Nate Wolland (vc)	Jim Polonidis	Jim Polonidis (c)	Rex Bennett	Murray Walker	Pardeep Singh
Simon Thornton	Chris Pollock (vc)	Shane Chalmers	Adam Patchell	Jesse Felle	Peter Golding (vc, w)
Joshua Norsetter	Sunny Singh	Brett Curran (vc)	Murtaza Khaliq	James Holt	Joe Ansaldo
Daniel Comande (12th)	Geoff Smith (12th)	Daniel Phillips (12th)	Matt Thomas (12th)	Dean Jukic (12th)	Murray Walker (12th)

2011/12	2010/11	2009/10	2008/09	2007/08	2006/07
Darren Nagle	Dean Lawson	Dave Hutchison	Raj Aiyappan	Sean O'Kane	Darren Nagle
Steven Ball	Rahul Sunny Sharma	George Pearson	Dean Lawson	Sandro Capocchi (vc)	Rahul Sharma (c)
Trent Milne	Matt Thomas	Arosha Perera	Arosha Perera	Dean Lawson	Simon Payton
Ihtisham Uddin	Dean Jukic	Lou Raffaele (c)	Pat Felmingham	Arosha Perera (c)	Raj Aiyappan
Lou Raffaele (vc)	Ian Denny	Raj Aiyappan	Matt Thomas (vc)	Ian Denny	Ian Denny
Ian Denny	Mark Gauci (c)	Darren Nagle (vc)	Sean O'Kane	Sam O'Brien	Dean Lawson
Amit Chaudhary (c)	Amit Chaudhary (vc)	Geoff McKeown (w)	Geoff McKeown (w)	Steven Ball	Domenic Chiera
Peter O'Kane	Channa DeSilva (w)	Bede Gannon	Daniel Phillips (c)	Peter Golding (w)	Jesse Felle
Craig Pridham	Tim Fisher	George Loh	Kane Harding	Paul Nicol	Danny Terzini (w)
Paul Hobbs (w)	Peter Smith	Kane Harding	John O'Brien	Antony Sherer	Iraklis Kolokithas
Pat Taylor	Pat Taylor	Evan Blythe	Evan Blythe	Peter Smith	Dino Sapuppo (vc)
Simon Thornton (12th)	Peter Wright (12th)	Rahul Sharma (12th)	Bede Gannon (12th)	Robbie Ball (12th)	Evan Blythe (12th)

