


The Moonee Valley

Wisden



2014/15



2014/15 Edition Compiled & Edited by

Charlie Walker

with assistance from Phill King

The First Season

The First Game	vs East Keilor	October 2nd, 1971
<i>R. Storey</i>		
<i>N. Henderson</i>		
<i>R. McLeod</i>	East Keilor	Moonee Valley
<i>K. McLeod</i>	93	3/179
<i>C. Nethercliff</i>		
<i>G. Cornwill</i>	<i>C. Nethercliff 5/38</i>	<i>N. Henderson 77</i>
<i>D. Storey</i>	<i>G. Cornwill 5/46</i>	<i>R. McLeod 67</i>
<i>R. Cornwill</i>		
<i>J. Tormey</i>		
<i>D. Reddish</i>		
<i>P. Dawkins</i>		

First Year Highlights

Neil Henderson 806 runs

Neil Henderson 49 wickets

Colin Nethercliff 48 wickets

First Duck for the Club

Graeme Cornwill

Season Review 2014/15 - our full year's story

Season 2014/15 was to be a consolidation in more ways than one, with a coach and First Eleven captain back in their roles, and seven senior sides taking to the field again.

Rex Bennett had commenced his second coming as our Senior coach in the 2013/14 season, and was back at the helm for another year. And Matt Thomas was in his second year as First Eleven captain.

The season saw us win two senior premierships for just the second year in our history, when the Seconds and Sixths took out their flags.

Two other teams – the Fourths and the Sevenths – made finals, and the Firsts and the Fifths were in the hunt for a finals berth right up to the last round of the season.

Indeed, the Firsts were twice within one wicket of securing a finals spot. In Round 8 we came within one wicket of turning a first innings loss to Jacana into a reverse outright, and Jacana held out nine wickets down for almost an hour at the end of Day 2.

***Continued, Page 40**

Special thanks to the following people for their work on earlier seasons' editions of Wisden:

Jim Polonidis
Rod McLeod
Peter Gardiner
Jacqui & Steve Marshall
Mark Schuliga
Warwick Nolan

For their work on the thankless task of reviewing statistics and performances, analysing, debating and arguing the point before coming up with the highly-subjective Wisden Cricketers of the Year and the Wisden Team of the Year, thanks to

Darren Nagle and Charlie Walker.


2014/15 - Wisden Cricketers of the Year

Channa DeSilva

When Channa's on song you know about it – and so do the opposition players and supporters. His match-defining 84 in the second innings of the Second Eleven premiership showcased his talent with the bat. Just as important is his work behind the stumps, and he will whip the bails off in a flash if he gets half a chance. Club leader Mark Gauci has identified Channa as a potential future First Eleven captain, so there's big wraps on him. Channa played in the Firsts and Seconds this season for 496 runs @ 29.18, with 14 catches and 4 stumpings. When he's in the groove Channa hits the ball hard and long. Brought up his 50th game and 1000th run for the Club during the 2014/15 season – and there's plenty more to come.


Jack Newman

We understand that Jack is our youngest-ever senior Premiership winner. And his selection in our Seconds flag team wasn't just for experience – Jack opened the bowling when we were staring down the barrel after a disastrous first innings, and nailed the Maribymong skipper with his first ball. His 6-over spell of fearsome pace that netted 2/2 meant our tails were up, and we were on our way. Jack's season netted 23 wickets @ 16.91, which is an excellent return in our higher grades for an Under 16s player. Jack's also more than handy with the bat – 197 runs @ 15.15, with a highest score of 50. He's probably picked up a yard in pace on the previous season, and the sky's the limit for Jack with his pace, application and enthusiasm. Expect to see him make the Firsts next season.



Sean O'Kane

A 739-run effort places Sean third on our all-time list of most runs in a season, and included a century in the game which really mattered – the Sixths Grand Final win. Sean was a runaway winner in the Moonee Valley Award and won the North West's batting award for the Barron Shield – although by a strange quirk of eligibility criteria and averages could only place second in our own Sixths batting award. Sean's also a sharpish bowler, and his four wickets to clean up the tail in the Grand Final put the icing on a stellar performance. Sean's three centuries for the season mean he's now made eight for the Club. His Sixths premiership followed his First Eleven flag in 2009/10. His heavy bat clears the boundary with regularity – who can forget his 20 sixes in a score of 154 in a Twenty20 match against Greenvale in 2009?



Adam Patchell

Firsts and Seconds, 39 wickets for the season @ a miserly 13.33 and a year culminating in the Second Eleven premiership. Patch had a breakout second season at Moonee Valley, and six wickets in the Grand Final underlined his pressure and presence. This included four wickets in the crucial first innings, which was a make-or-break time for us. Efforts like that will win you a lot of games – and Patch was a match-winner in a number of key contests. His 39 wickets was the equal-14th best return in a season in the history of our Club. After a promising first season at Moonee Valley, Patch got his mojo going in the 2014 winter comp with two five-for efforts – and it primed him up for what turned out to be a great summer.

Matt Thomas

The First Eleven skipper leads from the front, and his all-round talents took his team to within a whisker of the finals. Matt has willed himself to be a true all-rounder after establishing a senior career as a specialist batsman. He won the First Eleven bowling award for the second season running, and his season's stats of 358 runs @ 29.83 and 27 wickets @ 15.52 show how well he performs in the pressure cauldron of top level cricket. Matt won the Club Champion award for the second season in a row. Significantly, he was voted into the VTCA North B team of the year by the skippers of all the teams in the grade – and was honoured by his peers by being named as captain of that side. A great season from a great clubman, and there are plenty more to come!

Past Wisden Players of the Year

1991-92	<i>Sandro Capocchi</i>	<i>Gary Irons</i>	<i>Jude Perera</i>	<i>Robert Lamberti</i>	<i>Shane Williams</i>
1992-93	<i>Sandro Capocchi</i>	<i>Ian Denny</i>	<i>Michael Harvey</i>	<i>Robert Lamberti</i>	<i>Jim McKenzie</i>
1993-94	<i>Danny Fitzpatrick</i>	<i>Ray Storey</i>	<i>Michael Harvey</i>	<i>Darren Nagle</i>	<i>Darryl Elliott</i>
1994-95	<i>Danny Fitzpatrick</i>	<i>Bill Loughron</i>	<i>Michael Harvey</i>	<i>Darren Nagle</i>	<i>Doug McLaggan</i>
1995-96	<i>Greg Peters</i>	<i>Ian Denny</i>	<i>Greg Meyers</i>	<i>Stewart Storey</i>	<i>Mark Wakeling</i>
1996-97	<i>Danny Fitzpatrick</i>	<i>Ian Denny</i>	<i>Greg Meyers</i>	<i>Mario Tenace</i>	<i>Warwick Nolan</i>
1997-98	<i>Greg Peters</i>	<i>Ian Denny</i>	<i>Michael Harvey</i>	<i>Darren Nagle</i>	<i>Jim Polonidis</i>
1998-99	<i>Danny Fitzpatrick</i>	<i>Ian Denny</i>	<i>Allan Bourke</i>	<i>Shane Phillips</i>	<i>Bob Sciacchitano</i>
1999-00	<i>Steve Allan</i>	<i>Ian Denny</i>	<i>Mark Cini</i>	<i>Mark Gauci</i>	<i>Glen Courts</i>
2000-01	<i>David Jolley</i>	<i>Ian Denny</i>	<i>Michael Harvey</i>	<i>Daniel Phillips</i>	<i>Glen Courts</i>
2001-02	<i>David Jolley</i>	<i>Ian Denny</i>	<i>Damien Bilsborow</i>	<i>Shane Golds</i>	<i>Mick Elliott</i>
2002-03	<i>Steve Allan</i>	<i>Rex Bennett</i>	<i>Michael Harvey</i>	<i>Mark Gauci</i>	<i>Geoff McKeown</i>
2003-04	<i>Sandro Capocchi</i>	<i>Ian Denny</i>	<i>Peter Smith</i>	<i>Darren Nagle</i>	<i>Tom King</i>
2004-05	<i>Steven Ball</i>	<i>Jesse Felle</i>	<i>Geoff Smith</i>	<i>Mark Schuliga</i>	<i>Jim Polonidis</i>
2005-06	<i>Steven Ball</i>	<i>Ben Thomas</i>	<i>Nick Kritharidis</i>	<i>Mark Gauci</i>	<i>Dean Jukic</i>
2006-07	<i>Rajan Aiyappan</i>	<i>Jesse Felle</i>	<i>Iraklis Kolokithas</i>	<i>Darren Nagle</i>	<i>Joshua Maginness</i>
2007-08	<i>Steven Ball</i>	<i>Ian Denny</i>	<i>Sam O'Brien</i>	<i>Sean O'Kane</i>	<i>Arosha Perera</i>
2008-09	<i>Rajan Aiyappan</i>	<i>Kane Harding</i>	<i>John O'Brien</i>	<i>Sean O'Kane</i>	<i>Arosha Perera</i>
2009-10	<i>Rajan Aiyappan</i>	<i>Evan Blythe</i>	<i>Channa DeSilva</i>	<i>Lou Raffaele</i>	<i>Arosha Perera</i>
2010-11	<i>Amit Chaudhary</i>	<i>Luke Marinelli</i>	<i>Channa DeSilva</i>	<i>Dean Lawson</i>	<i>Dean Jukic</i>
2011-12	<i>Amit Chaudhary</i>	<i>Ian Denny</i>	<i>Trent Milne</i>	<i>Darren Nagle</i>	<i>Pat Taylor</i>
2012-13	<i>Dan Terzini</i>	<i>Jesse Felle</i>	<i>Matthew Esmore</i>	<i>Ihtisham Uddin</i>	<i>Dean Jukic</i>
2013-14	<i>Dan Terzini</i>	<i>Jesse Felle</i>	<i>Mark Cini</i>	<i>Daniel Comande</i>	<i>Kristian Garland</i>



OUR 2014/15 SIXTHS PREMIERSHIP TEAM:

FROM LEFT: BACK - DEAN JUKIC, MARK GAUCI, BRETT CURRAN, SEAN O'KANE, JOHN TALONE, PETER O'KANE, DEAN LAWSON.
FRONT: KEVIN GARDINER, SAM CARBONE, PAUL EDWARDS, PAUL HOBBS.

Moonee Valley 2014/15 Wisden Team of the Year

Batting Order

Dean Lawson
Mark Gauci (v-capt)
Channa DeSilva (wk)
Sean O'Kane
Sam Carbone
Peter O'Kane
Neil King
Jim Polonidis (capt)
Rex Bennett
Adam Patchell
Murtaza Khalig
Matt Thomas (12th)

Our **Team of the Year** is selected from across all grades, in batting order. It's highly subjective as it's near-impossible to make a decision based on pure ability when assessing relative performances against the standard of the grade our players are in. So we've used the criteria of team balance, player performances and dominance relative to their grade, consistency and performance over the year and selected a team based on merit and 2014/15 results. We also considered stats from the 2014 Winter Comp and our January Barooga tournament, but did not give them the same weighting as our regular season. Many players were considered and can feel unlucky to miss out – but our team would give anyone a run for their money!

Dean Lawson

Ever-reliable, ever-consistent – Dean's only missed our Team of the Year three times since 2006. A right-hand attacking bat, Dean knows where the boundaries are at Ormond Park – and regularly hits over them. His 205not out in the Sixths against Burnside Springs was an innings for the ages. The year netted 632 runs @ 45.14.

Mark Gauci

Not a regular opener this season, but Mark's versatility would enable this team to get off to a flying start. Captain of the sixths Premiership team unbeaten all season, he leads from the front with his heavy bat and accurate, pressure bowling. 20 overs on the trot in the Grand Final helped turn the tide our way. Season netted 523 runs @ 37.36 and 22 wickets @ 14.27.

Channa DeSilva

A damaging batsman when he backs himself – as he did with a game-changing 84 in the second innings of the Seconds premiership. A top notch keeper who covers good ground behind the stumps. His on-field talk helps to inspire his team-mates and at times annoys his opponents – including their supporters. 496 runs @ 29.18.

Sean O'Kane

A man who scores 3 centuries and 739 runs in a season spells trouble for the opposition, and Sean comes in at No. 4 in this team. A danger man anywhere in the order, Sean can turn a game in half a dozen overs with his heavy bat. His sharpish, accurate bowling can also make the wickets tumble. He displayed both skills in the Sixths Premiership, winning the man of the match. Peerless in the field.

Sam Carbone

An ultra-reliable right-hand bat, Sam builds his innings from a cautious start. Two centuries in the Sixths, and 524 runs @ 47.64 underlines his consistency. He's an anchor at No. 5 in this Team of the Year. Sam thrives and succeeds under pressure, and you're always confident when you know he's next in.

Peter O'Kane

Opening bowler in this Team of the Year, with the luxury of coming in at No. 6. Made 429 runs @ 61.29 for the year. A smiling assassin – the more he infuriates the opposition with bat and ball, the more he smiles at them. Sent down 25 overs straight of pressure bowling in the Sixths Grand Final to help turn the tide.

Neil King

Has a great knack of batting with the tail, so Neil is ideal at No. 7 in this team. Made 288 runs for the season @ a wonderful average of 72. He's invariably there at the end, picks his shots and works the ball around.

Jim Polonidis

Captain of the Seconds Premiership, and captain of this team. Jim's sharp right-arm bowling netted 21 wickets @ 12.57, and he's handy with the bat – witness his tide-turning 81 in the Grand Final. Jim's a quick bowler you're always glad to get into the attack when the team needs a lift – and invariably makes things happen. He's a luxury to have coming in at No. 8 in this Team of the Year.

Rex Bennett

An ageless veteran who remains a top-notch fast bowler – with 28 wickets for the season @ an incredible average of just 9.38. A rock-solid bat – as Marby found out when they couldn't get him out in the second dig in the Seconds Grand Final. A real crafty bowler – just when the opposition think they've worked him out, Rex gets one through and rattles the stumps. Along with Neil King, Rex is in the Australian "Over 60s" team.

Adam Patchell

Opening bowler in this Team of the Year, Patch took 39 wickets this season in the Firsts and Seconds @ 13.33. Generates considerable pace, aided by some movement off the pitch. Took 4 important wickets in the first innings of the Seconds Grand Final to help swing the match in our favour.

Murtaza Khalig

The first-choice spinner in this team, Murtaza took 25 wickets @ 9.0 with his deadly accurate off-spin. This included 15 wickets @ an incredible 4.3 in the Seconds – where he was too good for the batsmen. He'll tie down one end all day, landing over after over on the same spot and enabling his captain to set a field which will frustrate the opposition batsmen into giving up their wicket.

12th man: Matt Thomas

Team balance is a horrible term, but it was Matt's fate this season. Desperately unlucky to miss a spot in the 11 after winning the First Eleven bowling award and Moonee Valley Club champion. Made 358 runs @ 29.83 and took 27 wickets @ 15.52, Matt is a captain who leads from the front.

Milestones and Awards 2014-15

50 Games	100 Games	150 Games	200 Games	250 Games	
Glenn Eismontas	Jacob De Niese	Ben Thomas	Kevin Gardiner	Danny Terzini	
Rex Bennett	Charlie Walker	Matt Thomas	Mark Cini		
Peter O'Kane	Dean Lawson			300 Games	
Daniel Comande	Brett Curran			John Talone	
Nick Brelis	Peter Golding			Joe Ansaldo	
Channa DeSilva	Sean O'Kane				
50 Wickets	100 Wickets	150 Wickets	200 Wickets	250 Wickets	
Daniel Comande	Dino Sapuppo	Mark Gauci	Dean Jukic	Jesse Felle	
Adam Patchell	Matt Thomas	Murray Walker	Bede Gannon		
Brett Curran	Peter O'Kane				
Jack Newman	Rex Bennett				
Khalid Hassan					
1000 Runs		2000 Runs	3000 Runs	5000 Runs	
Jacob de Niese	Jesse Nankivell-Sandor	Pat Felmingham	Dean Lawson	Mark Gauci	
Allan Cumming	Channa DeSilva			Dan Terzini	
James Holt	George Loh				
Paul Hobbs	Peter O'Kane				
Centuries					
Dean Lawson	205no	6th Eleven	NW 8th Grade	Rnd 14	vs Burnside Springs
Peter O'Kane	151no	5th Eleven	NW 7th Grade	Rnd 8	vs Flemington Colts
Evan Blythe	145no	7th Eleven	NW One Day 6ths	Rnd 5	vs Craigieburn
Paul Edwards	137	6th Eleven	NW 8th Grade	Rnd 3	vs Ascot Vale
Sam Carbone	119	6th Eleven	NW 8th Grade	Rnd 3	vs Ascot Vale
Sean O'Kane	118no	6th Eleven	NW 8th Grade	Rnd 1	vs Sydenham Hillside
Brendan Powell	113	5th Eleven	NW 7th Grade	Rnd 13	vs Craigieburn
Mark Gauci	106	6th Eleven	NW 8th Grade	Rnd 3	vs Ascot Vale
Sean O'Kane	105	6th Eleven	NW 8th Grade	Rnd 7	vs West Coburg
Sam Carbone	104no	6th Eleven	NW 8th Grade	Rnd 13	vs Jacana
Sean O'Kane	104	6th Eleven	NW 8th Grade	GF	vs West Coburg
Peter O'Kane	101no	6th Eleven	NW 8th Grade	Rnd 7	vs West Coburg
Ian Denny	100no	7th Eleven	NW One Day 6ths	Rnd 13	vs Taylors Lakes
Best Bowling					
Simon Thornton	7/12	2nd Eleven	VTCA North B2	Rnd 8	vs Jacana
Kevin Gardiner	7/33	6th Eleven	NW 8th Grade	Rnd 11	vs Burnside Springs
Adam Patchell	6/26	2nd Eleven	VTCA North B2	Rnd 8	vs Jacana
Troy Eden	6/27	1st Eleven	VTCA North B1	Rnd 14	vs Aberfeldie Park
Nick Brelis	5/5	4th Eleven	MCA D Sunday	Rnd 6	vs Thornbury Turf Stokers
Murtaza Khaliq	5/9	2nd Eleven	VTCA North B2	Rnd 2	vs Pascoe Vale Sports
Adam Patchell	5/10	Winter 1sts	MYCA Central Div	Rnd 9	vs Clifton Hill
Matt Thomas	5/23	1st Eleven	VTCA North B1	Rnd 8	vs Jacana
Jack Newman	5/30	Winter 1sts	MYCA Central Div	S Final	vs Balmoral
Adam Patchell	5/39	Winter 1sts	MYCA Central Div	Rnd 5	vs Avondale Heights
Jesse Felle	5/78	3rd Eleven	MCA B Grade	Rnd 4	vs Carnegie
5 catches in an innings					
Channa DeSilva		1st Eleven	VTCA North B1	Rnd 14	vs Aberfeldie Park

Our Valley Player Statistics for 2014-15

<i>Player</i>	<i>Games</i>	<i>Runs</i>	<i>Innings</i>	<i>Comp Inns</i>	<i>Bat Ave</i>	<i>100s</i>	<i>High score</i>	<i>Catches-</i>	<i>WK ct/st</i>	<i>Ducks</i>	<i>Overs</i>	<i>Maidens</i>	<i>Wkts</i>	<i>Runs agst</i>	<i>Bowl Ave</i>	<i>Best</i>
Agius, William	9	139	9	6	23.17		54no	4	0	0	27.3	1	3	141	47.00	1/11
Ainsworth, Benedict	1	0	1	1	0.00		0	0	0	1	2	0	0	16	-	0/16
Amunugama, Shan	3	10	2	2	5.00		9	3	0	0	10	1	1	64	64.00	1/48
Ansaldo, Joe	15	4	8	3	1.33		1no	2	0	1	57	3	9	379	42.11	4/29
Bannister, Mick	13	204	13	11	18.55		57	1	0	0	10	0	2	85	42.50	2/54
Bannister, Paul	9	52	9	4	13.00		17	1	0	0	99.1	27	19	259	13.63	4/39
Banyard, Jack	1	8	1	0	-		8no	0	0	0	2	0	0	22	-	0/22
Barber, Bill	10	110	9	9	12.22		66	3	0	1	12.1	2	1	30	30.00	1/3
Bennett, Rex	9	106	9	5	21.20		34no	4	0	0	101	28	26	244	9.38	4/23
Bhandari, Sunil	4	100	4	4	25.00		50	0	0	0	23	4	7	61	8.71	4/27
Bibby, Charles	2	19	2	2	9.50		10	0	0	0	0	0	0	0	-	-
Blythe, Evan	4	148	4	2	74.00	1	145no	1	0	1	19	3	2	72	36.00	1/20
Boulouxis, Peter	1	3	2	2	1.50		3	0	0	1	0	0	0	0	-	-
Brelis, Nicholas	16	195	14	13	15.00		54	3	0	2	85.3	13	15	336	22.40	5/5
Brock, Corey	8	44	7	6	7.33		13no	0	6	1	0	0	0	0	-	-
Brock, Luke	16	271	16	16	16.94		73	4	1	3	79	13	9	285	31.67	3/18
Brock, Paul	2	55	2	1	55.00		46	0	0	0	0	0	0	0	-	-
Cafari, Anthony	5	86	4	4	21.50		45	0	0	0	19	3	5	71	14.20	3/35
Capocchi, Sandro	1	0	0	0	0.00		0	1	0	0	0	0	0	0	-	-
Carbone, Sam	17	524	16	11	47.64	2	119	13	0	1	14	1	3	77	25.67	2/26
Chalmers, Shane	7	173	7	7	24.71		51	1	0	0	38	8	9	130	14.44	2/9
Chopra, Vishal	7	92	6	4	23.00		53no	10	0	1	18	1	6	90	15.00	2/9
Christopher, Elliott	1	1	1	0	-		1no	0	0	0	4	2	1	9	9.00	1/9
Cini, Mark	16	311	16	13	23.92		54	8	0	1	6.2	0	0	43	-	0/43
Cleary, Dinny	1	48	1	1	48.00		48	1	0	0	2	0	1	24	24.00	1/24
Clements, Grant	1	0	1	1	0.00		0	0	0	1	3	0	0	25	-	0/25
Coleman, Isaac	4	54	5	5	10.80		25	1	1	1	8	0	1	52	52.00	1/18
Comande, Daniel	13	166	13	10	16.60		36	5	0	3	88	5	15	361	24.07	4/51
Cooney, Richard	3	0	2	1	0.00		0no	0	0	1	2	0	1	16	16.00	1/16
Coventry-Poole, Sam	8	165	9	9	18.33		89	2	0	1	15	3	4	38	9.50	2/1
Crofts, Christopher	4	1	2	2	0.50		1	0	0	1	0	0	0	0	-	-
Cumbo, Michael	16	195	20	18	10.83		24no	0	0	1	4	0	2	20	10.00	1/7
Cumming, Allan	17	62	11	9	6.89		25	2	14	2	0	0	0	0	-	-
Cumming, Doug	15	38	12	9	3.80		10	1	0	3	3	0	1	22	22.00	1/22
Cumming, Jack	1	0	0	0	0.00		0	0	0	0	3	0	0	36	-	0/36
Curran, Brett	14	50	5	2	25.00		32no	4	0	0	53.4	7	17	186	10.94	4/15
Davidson, Alex	12	123	14	13	9.46		31	2	0	1	31	3	3	138	46.00	2/34
De Niese, Jacob	3	48	3	3	16.00		32	0	0	0	3	0	0	16	-	0/16
Denny, Ian	3	205	3	1	205.00	1	100no	2	0	0	22	6	5	81	16.20	3/23
DeSilva, Channa	16	496	18	17	29.18		95	3	18	2	1	0	0	9	-	0/9
Dunlop, Noah	1	0	1	1	0.00		0	0	0	1	0	0	0	0	-	-
Eden, Troy	13	216	16	15	14.40		46	6	0	3	99.5	25	16	310	19.38	6/27
Edwards, Paul	6	213	4	3	71.00	1	137	2	0	1	1	0	1	10	10.00	1/10
Eismontas, Glenn	10	64	9	9	7.11		18	3	1	1	16	0	3	79	26.33	2/11
Elias, Nicholas	7	122	9	8	15.25		42no	6	0	3	37	6	5	154	30.80	2/13
Esmore, Matthew	5	75	4	4	18.75		44	1	0	2	32	3	9	129	14.33	4/6
Esmore, Stephen	4	10	2	2	5.00		9	0	0	0	9	0	0	47	-	0/11
Evans, Mitchell	1	1	1	1	1.00		1	0	3	0	0	0	0	0	-	-
Farooq, Umar	4	4	4	3	1.33		2no	0	0	2	23	1	0	116	-	0/17
Felle, Jesse	14	208	13	12	17.33		75	3	0	0	104.4	21	23	342	14.87	5/78
Felmingham, Pat	11	407	14	14	29.07		99	0	11	5	0	0	0	0	-	-
Fenaughty, Peter	5	5	3	3	1.67		3	0	0	0	0	0	0	0	-	-
Ferrier, Alistair	12	246	15	13	18.92		49	4	1	1	0	0	0	0	-	-
Fraser, Angus	1	1	1	1	1.00		1	1	0	0	0	0	0	0	-	-
Gannon, Bede	12	61	9	6	10.17		18no	4	0	2	146.5	29	31	551	17.77	4/22

Our Valley Player Statistics for 2014-15

<i>Player</i>	<i>Games</i>	<i>Runs</i>	<i>Innings</i>	<i>Comp Innrs</i>	<i>Bat Ave</i>	<i>100s</i>	<i>High score</i>	<i>Catches-</i>	<i>WK ct/st</i>	<i>Ducks</i>	<i>Overs</i>	<i>Maidens</i>	<i>Wkts</i>	<i>Runs agst</i>	<i>Bowl Ave</i>	<i>Best</i>
Gardiner, Kevin	15	9	6	4	2.25		8	5	0	2	108.3	16	29	432	14.90	7/33
Gauci, Mark	16	523	14	14	37.36	1	106	10	0	0	96	17	22	314	14.27	4/23
Gauci, Matt	1	0	0	0	0.00		0	0	0	0	0	0	0	0	-	-
Gleeson, Tony	1	0	0	0	0.00		0	0	0	0	0	0	0	0	-	-
Golding, Peter	15	221	15	11	20.09		54no	1	16	0	0	0	0	0	-	-
Harry, Alan	1	2	1	1	2.00		2	0	2	0	0	0	0	0	-	-
Harry, Ashley	1	0	1	1	0.00		0	0	1	1	0	0	0	0	-	-
Harvey, Michael	1	61	1	1	61.00		61	0	3	0	0	0	0	0	-	-
Hassan, Khalid	6	258	9	7	36.86		91no	3	0	2	106	18	16	332	20.75	4/34
Haynes, David	1	6	1	1	6.00		6	0	0	0	0	0	0	0	-	-
Hobbs, Paul	7	84	5	3	28.00		33no	0	10	1	0	0	0	0	-	-
Holt, James	9	48	8	3	16.00		15	1	0	2	62.3	6	14	295	21.07	3/45
Hood, Shannon	3	14	2	2	7.00		9	0	0	0	27.3	6	7	76	10.86	4/35
Hudgson, Alexander	1	0	0	0	0.00		0	0	0	0	3	0	0	22	-	0/22
Hussain, Saad	7	111	8	7	15.86		40	0	0	1	60	14	7	194	27.71	3/23
Ijaz, Anas	5	186	5	5	37.20		89	4	0	2	22	3	4	112	28.00	2/15
Jackson, Charlie	13	120	10	9	13.33		41	6	0	1	75	11	6	308	51.33	2/40
Jukic, Dean	13	254	10	8	31.75		68	2	0	1	70	8	16	296	18.50	4/38
Khaliq, Murtaza	8	9	5	5	1.80		5	2	0	3	89	26	25	225	9.00	5/9
King, Neil	9	288	10	4	72.00		56no	5	0	0	21	0	3	145	48.33	1/20
King, Phill	7	41	7	7	5.86		15	0	4	1	0	0	0	0	-	-
King, Tom	13	269	16	14	19.21		58	8	0	2	2	0	0	18	-	0/18
Lawson, Dean	16	632	16	14	45.14	1	205no	6	0	1	6	0	1	27	27.00	1/22
Loh, George	14	283	16	16	17.69		64	5	0	2	101	13	17	429	25.24	3/38
Malone, Stephen	2	48	2	1	48.00		44no	0	0	0	1	0	0	17	-	0/17
McArthur, James	1	0	1	1	0.00		0	0	0	1	2	0	1	7	7.00	1/7
Moloney, Joshua	1	20	1	1	20.00		20	1	0	0	7	0	0	36	-	0/36
Murphy, Eamonn	1	1	1	1	1.00		1	1	0	0	0	0	0	0	-	-
Nagle, Darren	3	4	2	2	2.00		3	1	0	0	11	2	2	40	20.00	2/7
Nankivell-Sandor, Jesse	15	226	14	9	25.11		53no	3	0	0	27	1	10	124	12.40	4/32
Newman, Jack	18	197	18	13	15.15		50no	6	0	3	128.3	25	23	389	16.91	4/29
Nickelson, Steven	9	249	9	9	27.67		94	5	0	1	21	2	4	125	31.25	2/20
Nicol, Paul	7	68	7	5	13.60		16no	0	0	0	51	12	15	133	8.87	3/15
Norsetter, Howard	1	0	0	0	0.00		0	0	0	0	2	0	0	6	-	0/6
O'Kane, Peter	12	429	10	7	61.29	2	151no	6	0	2	137	39	24	418	17.42	4/13
O'Kane, Sean	16	739	14	11	67.18	3	118no	12	5	1	42	6	9	157	17.44	4/18
Ozbun, Michael	14	123	9	8	15.38		34	4	3	1	1	0	0	2	-	0/2
Patchell, Adam	14	18	11	5	3.60		6no	1	0	3	177.4	37	39	520	13.33	6/26
Pearson, George	1	28	1	0	-		28no	0	0	0	0	0	0	0	-	-
Peter-Budge, Bryce	7	109	9	7	15.57		44	6	0	0	0	0	0	0	-	-
Peters, Ben	1	32	1	1	32.00		32	0	0	0	0	0	0	0	-	-
Petropoulos, John	8	29	7	5	5.80		22	3	0	3	18	4	4	78	19.50	4/12
Phillips, Daniel	10	266	13	13	20.46		57	3	0	0	44.2	8	10	136	13.60	4/17
Phillips, Jack	1	0	1	0	-		0no	0	0	0	4	0	2	33	16.50	2/33
Polonidis, Jim	13	256	11	8	32.00		81	5	0	1	107.5	36	21	264	12.57	3/9
Powell, Brendan	12	202	12	9	22.44	1	113	4	0	1	59.4	8	8	238	29.75	2/12
Priestley, Freddie	12	250	14	12	20.83		82no	2	0	4	6	0	4	22	5.50	3/9
Raffaele, Lou	10	194	11	11	17.64		67	2	4	1	47	5	11	123	11.18	4/30
Rahman, Kamil	3	41	3	3	13.67		20	0	0	0	17	2	0	84	-	0/25
Rahman, Mahir	3	36	3	3	12.00		23	0	0	1	16	0	5	94	18.80	3/30
Rama, Nanda	13	122	12	9	13.56		25	3	0	2	72	11	6	280	46.67	2/32
Rayment, Shaun	11	47	8	6	7.83		17	3	0	1	4.3	0	2	26	13.00	1/5
Ross, Alex	2	70	2	2	35.00		64	1	0	0	0	0	0	0	-	-
Sapuppo, Dino	17	205	12	9	22.78		73	5	0	1	38.5	0	12	244	20.33	4/28
Sciacchitano, Bob	1	0	1	1	0.00		0	0	0	1	7	0	2	66	33.00	2/66

Our Valley Player Statistics for 2014-15

<i>Player</i>	<i>Games</i>	<i>Runs</i>	<i>Innings</i>	<i>Comp Innrs</i>	<i>Bat Ave</i>	<i>100s</i>	<i>High score</i>	<i>Catches-</i>	<i>WK ct/st</i>	<i>Ducks</i>	<i>Overs</i>	<i>Maidens</i>	<i>Wkts</i>	<i>Runs agst</i>	<i>Bowl Ave</i>	<i>Best</i>
Sharma, Steve	2	35	2	2	17.50		23	2	0	0	7	0	2	46	23.00	1/14
Shaw, Liam	1	18	1	1	18.00		18	0	3	0	0	0	0	0	-	-
Shelton, Padrick	10	61	9	8	7.63		23	4	0	2	26	3	5	138	27.60	2/12
Singh, Jatinder	7	29	5	4	7.25		17	0	0	1	9	1	2	60	30.00	1/5
Singh, Pardeep	3	49	4	4	12.25		39	1	0	1	15	0	2	58	29.00	1/20
Skok, Ben	9	127	8	7	18.14		40	2	0	0	1	0	0	13	-	0/13
Smith, Peter	17	168	15	15	11.20		35	6	1	3	97	21	15	383	25.53	4/36
Sorrell, Harry	9	71	9	8	8.88		20no	1	0	1	58	9	9	260	28.89	3/74
Streete, Joel	4	34	4	4	8.50		11	0	0	0	0	0	0	0	-	-
Talone, John	13	153	12	10	15.30		41	10	0	3	1	0	0	2	-	0/2
Tavate, Sainath	2	7	2	1	7.00		7no	1	0	1	17	1	3	66	22.00	2/39
Taylor, Jessica	2	0	1	1	0.00		0	0	0	1	0	0	0	0	-	-
Taylor, Patrick	16	97	14	9	10.78		37	1	0	2	185	39	21	589	28.05	4/58
Terzini, Danny	11	346	11	10	34.60		81	5	3	1	53	4	9	280	31.11	2/3
Thomas, Ben	15	312	20	17	18.35		60	9	3	5	0	0	0	0	-	-
Thomas, Matthew	12	358	15	12	29.83		87	6	0	2	135	33	27	419	15.52	5/23
Thorneycroft, Daniel	6	4	3	1	4.00		2	0	0	0	8.4	1	5	62	12.40	3/17
Thornton, Simon	14	13	7	3	4.33		6	2	0	1	166	50	22	397	18.05	7/12
Tripathi, Ateet	4	50	3	3	16.67		28	0	0	0	6	0	1	45	45.00	1/25
Trowell, Justin	14	84	12	11	7.64		26	8	0	2	37	7	7	170	24.29	3/6
Uniyal, Bharat	4	26	3	3	8.67		14	1	0	0	4.2	0	0	46	-	0/11
Waldron, Daniel	2	48	2	2	24.00		33	1	0	0	27	7	2	65	32.50	1/18
Walker, Graeme	9	8	4	1	8.00		4	2	0	0	1	0	0	10	-	0/10
Walker, Murray	7	59	6	5	11.80		26	1	2	0	44.2	8	8	167	20.88	3/6
Walker, Nigel	1	0	0	0	0.00		0	0	0	0	7	0	4	58	14.50	4/58
Webb-Johnson, Heath	9	215	11	10	21.50		94	4	0	2	12	3	4	47	11.75	2/2
Webster, Nicholas	1	13	1	1	13.00		13	0	0	0	1	0	0	21	-	0/21
Whebell, Peter	4	33	3	2	16.50		26no	1	0	0	41	9	6	198	33.00	3/39
Willee, Justin	1	11	2	2	5.50		9	0	1	0	0	0	0	0	-	-
Wolland, Nathaniel	9	9	6	5	1.80		4no	2	0	3	80.3	9	9	323	35.89	2/27
Wright, Dylan	6	92	7	7	13.14		21	3	0	0	2	0	1	18	18.00	1/18
Wright, Norm	11	73	6	3	18.25		57	2	0	1	93	14	14	338	24.14	3/23
Yadav, Pavan	1	0	0	0	0.00		0	0	0	0	3	0	0	8	-	0/8



Above: Moonee Valley player Alex Ross sadly died in a car accident.



Above: The team for our Alex Ross Tribute match in the Sevenths.
 Back: Justin Trowell, Liam Shaw, Paddy Shelton (capt), Shane Chalmers, Ben Peters, James McArthur, Vishal Chopra.
 Front: Angus Fraser, Charlie Jackson, Noah Dunlop, Elliott Christopher.

Most Valuable Player Award


2014/15

<i>First Eleven</i>	<i>Matt Thomas</i>	<i>Fifth Eleven</i>	<i>Danny Terzini</i>
<i>Second Eleven</i>	<i>Channa DeSilva</i>	<i>Sixth Eleven</i>	<i>Kevin Gardiner</i>
<i>Third Eleven</i>	<i>Saad Hussain</i>	<i>Seventh Eleven</i>	<i>Shane Chalmers</i>
<i>Fourth Eleven</i>	<i>Jesse Nankivell-Sandor</i>	<i>Winter Comp 2014</i>	<i>Kern Kapoor</i>

Past Winners

	2013/14	2012/13	2011/12	2010/11	2009/10
First Eleven	Kris Garland	Ihtisham Uddin	Amit Chaudhary	Chris Stafford	Amit Chaudhary
Second Eleven	Simon Thornton	Muhammad Maaz	Sam Coventry-Poole	Simon Thornton	*Evan Blythe/ Lou Raffaele/ Simon Thornton
Third Eleven	George Loh	Peter O'Kane	Dean Jukic	Darren Nagle	*Mark Cini/ George Loh/ George Pearson/ Sam O'Brien
Fourth Eleven	Dean Jukic	Paul Hobbs	Darren Nagle	Dean Lawson	Steven Ball
Fifth Eleven	Ian Denny	Jacob de Niese	Umar Farooq	Dean Jukic	Peter Smith
Sixth Eleven	Dan Terzini	Daniel Caligiuri	Steven Bonfa	Pat Taylor	James Thorneycroft
Seventh Eleven	John Petropoulos	Jesse Felle	Bob Sciacchitano	John Brelis	Rahul Sunny Sharma
Eighth Eleven	-	Joe Ansaldo	Tim Ryan	Tim Ryan	-
Ninth Eleven	-	-	-	Rahul Sunny Sharma	Pat Russell
Tenth Eleven	-	-	-	-	Glenn Perussich
Women's 1st Eleven	-	-	-	Tracy Armstrong	Tien Ha
Women's 2nd Eleven	-	-	-	-	Sam Marr
Winter Comp	Kern Kapoor (2014)	Kern Kapoor (2013)			

* Tie



Our newest life member, **Mark Cini (right)** is congratulated on his achievement by fellow life member and mentor Joe Ansaldo.

Scores & Match Highlights 2014/15 Season

FIRST ELEVEN: VTCA North B 1

Round 1. October 4. Away. Round called off due to unprepared grounds. December 7 – rescheduled Round 1. Moonee Valley drew with East Coburg – game washed out.

Round 2. October 11. Home. Moonee Valley 146 (A. Ferrier 42, P. Felmingham 26, H. Webb-Johnson 20) lost to Pascoe Vale Sports 5/200 (M. Thomas 3/32).

Round 3. October 18. Away. Moonee Valley 8/126cc (D. Comande 30no, P. Felmingham 24, M. Thomas 22) lost to Jacana 7/188cc (B. Gannon 4/46).

Round 4. October 25. Home. Flemington 145 (Dan Comande 3/14, R. Bennett 3/18, T. Eden 2/32) lost to Moonee Valley 4/292 (P. Felmingham 99, H. Webb-Johnson 94, A. Ferrier 49, M. Thomas 22no).

Round 5. November 1. Home. Moonee Valley drew with Maribyrnong Park St Mary's – washout.

Round 6. November 8. Away. RMIT 162 (M. Thomas 3/35, N. Wolland 2/27) lost to Moonee Valley 7/164cc (F. Priestley 82no, B. Thomas 23no, T. Eden 20).

Round 7. November 9. Away. Aberfeldie Park 7/158cc (B. Gannon 4/31) lost to Moonee Valley 6/181cc (M. Thomas 50no, P. Felmingham 32, B. Thomas 24no, A. Ferrier 24).

Round 8. November 15 & 22. Home. Moonee Valley 108 (A. Ferrier 24) & 7/188dec (P. Felmingham 77, M. Thomas 47) lost to Jacana 130 (M. Khaliq 4/50, B. Gannon 4/51) & 9/71 (M. Thomas 5/23, B. Gannon 3/16).

Round 9. November 29 & December 6. Home. RMIT 191 (K. Hassan 4/34, M. Khaliq 2/23, B. Gannon 2/63) & 141 (M. Khaliq 3/32, K. Hassan 3/35, H. Webb-Johnson 2/2) def Moonee Valley 103 (P. Felmingham 38, M. Thomas 20) & 1/14 (K. Hassan 91no).

Round 10. December 13 & 20. Away. Maribyrnong Park St Marys 117 (M. Thomas 4/16, A. Patchell 4/34, P. Felmingham 3ct, 1ro) & 133 (B. Gannon 4/40, K. Hassan 2/7, A. Patchell 2/38) lost outright to Moonee Valley 152 (P. Felmingham 60, T. Eden 30) & 4/99 (P. Felmingham 43).

Round 11. January 10 & 17. Away. Day 1 washed out. Moonee Valley 119 (K. Hassan 28, H. Webb-Johnson 26) lost to Pascoe Vale Sports 6/142 (M. Thomas 2/18, B. Gannon 2/35).

Round 12. January 24 & 31. Home. Moonee Valley 197 (H. Webb-Johnson 36, M. Thomas 32, T. Eden 32) lost to East Coburg 9/416 (K. Hassan 4/135, T. Eden 2/57, N. Wolland 2/84).

Round 13. February 7 & 14. Away. Moonee Valley 108 (M. Thomas 37, A. Ferrier 28) lost to Flemington 8/250 (Daniel Comande 4/51, M. Thomas 2/25).

Round 14. February 21 & 28. Home. Moonee Valley 220 (M. Thomas 87, K. Hassan 63) & 8/99dec (K. Hassan 32) def Aberfeldie Park 169 (T. Eden 6/27, P. Bannister 2/23, B. Gannon 2/45, C. DeSilva 5ct) & 9/79 (B. Gannon 4/22, K. Hassan 2/12, M. Thomas 2/13).

Finished: Fifth. 5 wins, 7 losses, 2 draws. 92.16 points.

SECOND ELEVEN VTCA North B 2

Round 1. October 4. Home. Moonee Valley drew with East Coburg – round called off due to unprepared grounds.

Round 2. October 11. Away. Pascoe Vale Sports Club 108 (M. Khaliq 5/9, D. Phillips 2/2, R. Bennett 2/23, C. DeSilva 1ct, 2st) lost to Moonee Valley 5/119 (D. Phillips 57, A. Cafari 23).

Round 3. October 18. Home. Jacana 89 (J. Polonidis 3/12, R. Bennett 3/15, M. Khaliq 2/19) lost to Moonee Valley 9/134cc (C. DeSilva 43, T. King 26, M. Ozbun 22).

Round 4. October 25. Away. Flemington 117 (J. Newman 2/15, M. Khaliq 2/18, S. Thornton 2/26, C. DeSilva 2ct, 1ro) lost to Moonee Valley 2/198 (F. Priestley 73no, T. King 58, C. DeSilva 35no).

Round 5. November 1. Away. Moonee Valley drew with Maribyrnong Park St Mary's – washout.

Round 6. November 8. Home. Moonee Valley 110 (J. Polonidis 32no, C. DeSilva 27) def East Keilor 99 (M. Walker 3/6, J. Polonidis 3/15, M. Khaliq 3/19).

Round 7. November 9. Home. Moonee Valley 7/217cc (J. Newman 50no, J. Polonidis 40, L. Raffaele 37, S. Carbone 26) def Aberfeldie Park 46 (M. Khaliq 3/0, A. Patchell 3/17, J. Polonidis 2/4, S. Thornton 2/12).

Round 8. November 15 & 22. Away. Jacana 41 (S. Thornton 7/12, A. Patchell 3/28, T. King 3ct) & 92 (A. Patchell 6/26, T. King 3ct) lost outright to Moonee Valley 5/209dec (C. DeSilva 95, B. Barber 66).

Round 9. November 29 & December 6. Away. East Keilor 211 (P. Bannister 4/39, S. Thornton 3/43, A. Patchell 3/48) drew with Moonee Valley 0/13 – Day 2 washed out.

Round 10. December 13 & 20. Home. Maribyrnong Park St Marys 114 (S. Thornton 2/10, J. Polonidis 2/17, Mark Gauci 2/17, Dan Comande 2/19, C. DeSilva 2ct, 1st) & 2/129 lost to Moonee Valley 9/287dec (C. DeSilva 84, Mark Gauci 47, A. Cafari 45, Dan Comande 36).

Round 11. January 10 & 17. Home. Day 1 washed out. Moonee Valley 9/172cc (B. Peter-Budge 44, D. Phillips 38, Dan Comande 22) def Pascoe Vale Sports 9/120cc (R. Bennett 4/23, Dan Comande 3/21).

Scores & Match Highlights 2014/15 Season

Round 12. January 24 & 31. Away. Moonee Valley 172 (B. Thomas 60, D. Phillips 27, B. Peter-Budge 22, R. Bennett 20) & 3/68 (B. Thomas 33no, N. Elias 27) def East Coburg 120 (A. Patchell 3/18, D. Phillips 2/11, R. Bennett 2/12, J. Newman 2/18).

Round 13. February 7 & 14. Home. Flemington 156 (D. Phillips 4/17, P. Golding 2ct, 1ro, N. Elias 3ct) drew with Moonee Valley drew with Moonee Valley 4/111 (N. Elias 42no, B. Thomas 40) – Week 2 washed out.

Round 14. February 21 & 28. Away. Aberfeldie Park 9/162dec (J. Polonidis 3/9, R. Bennett 2/28) & 3/62 lost to Moonee Valley 7/207dec (J. Polonidis 65no, D. Phillips 44, T. King 32).

Semi Final. March 7 & 8. Home. Flemington 98 (A. Patchell 4/22, R. Bennett 3/16, D. Phillips 2/3) & 5/179dec (J. Newman 2/19) lost to Moonee Valley 170 (D. Phillips 33, T. King 31, R. Bennett 27, J. Polonidis 20) & 8/100 (C. DeSilva 38, D. Phillips 24).

Grand Final. March 14, 15, 21 & 22. Home. Moonee Valley 73 & 9/343dec (C. DeSilva 84, J. Polonidis 81, B. Thomas 43, R. Bennett 34no, J. Newman 32, P. Golding 20) lost first innings but def outright Maribyrnong Park/St Marys 166 (A. Patchell 4/39, J. Newman 3/39, R. Bennett 2/37, P. Golding 3ct) & 141 (J. Polonidis 3/11, R. Bennett 3/29, A. Patchell 2/34).

Finished: First: Seventh. 10 wins, 0 losses, 4 draws. 122.77 points. Won Semi Final, Won Grand Final.

THIRD ELEVEN

Mercantile Cricket Association B Grade

Round 1. October 4. *Home (match switched from Away to Ormond Park when VTCA was called off). Eastern Flow 193 (F. Priestley 3/9, J. Holt 2/20, J. Newman 2/30, P. Golding 1ct, 2st) def Moonee Valley 7/190cc (T. Eden 46, M. Ozbun 29, F. Priestley 26, N. Brelis 23).

Round 2. October 11. Away. Moonee Valley 8/126cc (M. Ozbun 34) lost to Melbourne City 5/133 (A. Davidson 2/34).

Round 3. October 19 & 26. Home. Parkville District 257 (S. Hood 4/35, P. Bannister 3/55, J. Holt 2/45) def outright Moonee Valley 82 & 124 (P. Singh 39, A. Davidson 20).

Round 4. November 1 & 8. Away. Moonee Valley 176 (J. Felle 75, M. Bannister 20) & 5/102 (J. Felle 28no, N. King 28rtno, G. Loh 27) lost to Carnegie 8/285dec (J. Felle 5/78, P. Golding 3ct, 1ro).

Round 5. November 23. Home. Moonee Valley 6/166cc (S. Coventry-Poole 40, J. Felle 33, A. Davidson 31, L. Brock 20) lost to National 6/167 (S. Hood 3/28, J. Felle 2/34).

Round 6. December 6. Away. Moonee Valley 94 (D. Waldron 33, S. Chalmers 22) lost to Bentleigh 3/100 (A. Ijaz 2/15).

Round 7. December 13 & 20. Away. Moonee Valley 233 (A. Ijaz 81, D. Jukic 34, P. Golding 30, N. King 25) lost to Parkville District 6/248 (D. Jukic 3/58, A. Ijaz 3ct).

Round 8. January 10. Home. Moonee Valley drew with Eastern Flow – match washed out.

Round 9. January 17. Away. Melbourne City 9/247cc (J. Holt 3/45, J. Felle 2/35, S. Hussain 2/41) def Moonee Valley 73 (N. King 23no).

Round 10. January 25 & February 1. Home. Carnegie 105 (S. Hussain 3/23, J. Holt 2/3, Mark Gauci 2/17, N. Wright 2/23) & 6/167dec (Mark Gauci 4/44, J. Holt 2/48) lost outright to Moonee Valley 116 (Mark Gauci 51, D. Jukic 22) & 7/157 (Mark Gauci 74, S. Hussain 24no).

Round 11. February 8 & 15. Home. Reds 186 (J. Newman 4/29, N. Elias 2/13, P. Bannister 2/40) lost to Moonee Valley 8/201 (S. Hussain 40, D. Lawson 39).

Round 12a. February 21. Away. Bentleigh 8/201cc (M. Rahman 3/30, A. Ijaz 2/30, A. Cumming 3ct, 1ro, 1st) d Moonee Valley 83 (G. Pearson 28no).

Round 12b. February 28. Away. Bentleigh 5/262cc (S. Tavate 2/39, M. Ozbun 3ct) def Moonee Valley 8/117cc (N. Rama 25, M. Rahman 23, K. Rahman 20).

Round 13. March 7. Away. Moonee Valley 7/240cc (A. Ijaz 89, W. Agius 54no, S. Sharma 23) lost to National 3/256.

Finished: Seventh: 2 wins, 11 losses, 1 draw.

FOURTH ELEVEN

Mercantile CA D Sunday Grade (Sunday One-day grade)

Round 1. October 5. Home. Moonee Valley 8/199cc (S. Nickelson 67, J. Newman 21) lost to Canterbury 4/203.

Round 2. October 12. Home. Moonee Valley 214 (L. Raffaele 67, Jacob de Niese 32, G. Loh 26, P. Golding 25, L. Brock 24) def Maccabi Ajax 169 (M. Esmore 4/6, L. Raffaele 2/19, G. Loh 2/56).

Round 3. October 19. Away. Moonee Valley 5/211cc (P. Golding 54no, L. Brock 34, J. Nankivell-Sandor 31no, D. Wright 21) lost to East Malvern Tooronga 7/214 (G. Eismontas 2/11, P. Taylor 2/45, M. Esmore 2/48, G. Eismontas 3ct).

Round 4. October 26. Away. Canterbury 6/180cc (J. Felle 2/24) lost to Moonee Valley 8/183 (S. Coventry-Poole 89, A. Cumming 25).

Round 5. November 2. Home. Moonee Valley 198 (S. Nickelson 94, J. Nankivell-Sandor 20) def Maccabi Ajax 9/188cc (A. Cafari 3/35, S. Nickelson 2/20, P. Shelton 2ct, 1ro).

Round 6. November 9. Away. Thornbury Turf Stokers 104 (N. Brelis 5/5, L. Brock 3/18, J. Nankivell-Sandor 2/7) lost to Moonee Valley 9/106 (J. Nankivell-Sandor 53no).

Round 7. November 16. Away. Moonee Valley drew with Monash University – match washed out.

Scores & Match Highlights 2014/15 Season

Round 8. November 23. Away. Thornbury Turf Stokers 6/165cc (J. Nankivell-Sandor 4/32) def Moonee Valley 107 (M. Esmore 31, N. Rama 24).

Round 9. November 30. Home. Toorak-Prahran 146 (D. Sapuppo 4/28, M. Esmore 2/20, J. Felle 2/24, G. Loh 2ct, 1ro) lost to Moonee Valley 4/149 (M. Esmore 44, D. Sapuppo 33no, G. Loh 21).

Round 10. December 7. Home. Moonee Valley drew with Parkville District – match washed out.

Round 11. December 14. Home. Monash University 180 (N. Brelis 3/25, D. Sapuppo 2/18, P. Bannister 2/22, M. Evans 3ct) def Moonee Valley 126 (J. Nankivell-Sandor 23).

Round 12. December 21. Home. Moonee Valley 7/181cc (Mark Gauci 55, M. Cini 50no) lost to Toorak-Prahran 9/185 (J. Nankivell-Sandor 2/4, P. Bannister 2/21, N. Rama 2/32, A. Cumming 3ct, 1ro).

Round 13. January 11. Home. Moonee Valley 171 (M. Cini 54, S. Bhandari 33, H. Sorrell 20no) def Canterbury 93 (S. Bhandari 4/23, S. Coventry-Poole 2/1, P. Nicol 2/12, H. Sorrell 2/14).

Round 14. January 18. Home. Moonee Valley 9/183cc (G. Loh 63, N. Brelis 54) def East Malvern Tooronga 100 (P. Bannister 3/14, S. Bhandari 2/13, A. Cumming 2ct, 1ro).

Round 15. January 25. Away. Maccabi Ajax 91 (J. Felle 3/19, P. Nicol 3/20, L. Raffaele 2/26) lost to Moonee Valley 7/101 (L. Raffaele 24).

Round 16. February 1. Away. Moonee Valley drew with Monash University – washout.

Round 17. February 8. Away. Moonee Valley 146 (M. Cini 27, J. Nankivell-Sandor 24, D. Sapuppo 23) def Parkville District 103 (J. Nankivell-Sandor 2/10, L. Raffaele 2/12, J. Felle 2/15, P. Nicol 2/17, S. Coventry-Poole 2/21).

Round 18. February 15. Away. Moonee Valley 9/198cc (S. Nickelson 57, S. Bhandari 50, M. Cini 32) def East Malvern Tooronga 99 (L. Raffaele 4/30, N. Brelis 2/14, G. Loh 2/18).

Round 19. February 22. Home. Moonee Valley 164 (N. Brelis 34, J. Nankivell-Sandor 22no, I. Denny 21) def Toorak-Prahran 95 (P. Nicol 3/17, I. Denny 3/23, D. Nagle 2/7).

Round 20. March 1. Home. Moonee Valley drew with Parkville District – game washed out.

Round 21. Monday March 9. Away. Moonee Valley 90 & 2/53 (N. Brelis 27no) lost to Thornbury Turf Stokers 149 (P. Nicol 3/15, J. Felle 2/26, G. Loh 2/31).

Semi Final. March 15. Away. Monash University 5/236cc (G. Loh 2/54) def Moonee Valley 109.

Finished: Second. 11 wins, 6 losses, 4 draws. Lost Semi Final.

FIFTH ELEVEN

NWMCA Musgrove Shield (Seventh Grade)

Round 1. October 4. Alternative home – Debney Park. Barkly Street Uniting 3/244cc (P. Taylor 2/48) def Moonee Valley 123 (M. Bannister 42, M. Cumbo 23).

Round 2. October 11. Away. Moonee Valley 7/174cc (A. Ross 64, P. Smith 35, S. Chalmers 32) lost to Flemington Colts 3/178.

Round 3. October 18 & 25. Home. Moonee Valley def Gladstone Park – walkover.

Round 4. November 1. Home. Moonee Valley 6/191cc (L. Brock 73, J. Trowell 26, D. Terzini 26) def Pascoe Vale Central 167 (N. Walker 4/58, S. Terzini 2/7, S. Carbone 2/26, S. Carbone 3ct).

Round 5. November 8. Away. Sydenham Hillside 218 (P. Smith 3/34, D. Sapuppo 3/43, D. Terzini 2/34, J. Trowell 3ct) def Moonee Valley 87 (J. Petropoulos 22).

Round 6. November 15 & 22. Away. Pascoe Vale Central 6/281cc (H. Sorrell 3/74, P. Taylor 2/77) def Moonee Valley 236 (P. Brock 46, D. Terzini 31, P. Taylor 27, P. Smith 24, M. Cumbo 20).

Round 7. November 29 & December 6. Away. Moonee Valley 9/231cc (S. Carbone 53, P. Taylor 37, D. Terzini 26) def Barkly Street Uniting 7/218cc (P. Taylor 3/58, D. Terzini 2/71).

Round 8. December 13 & 20. Home. Moonee Valley 44 & 3/222 (P. O'Kane 151no, S. Carbone 39no) lost to Flemington Colts 9/193dec (P. Smith 4/36, P. O'Kane 2/46).

Round 9. January 10. Away. Gladstone Park 104 (J. Petropoulos 4/12, D. Terzini 2/3, P. Smith 2/21) lost to Moonee Valley 4/105 (D. Terzini 59no).

Round 10. January 17. Away. Moonee Valley 110 (C. Jackson 29, I. Coleman 25) lost to Campbellfield 1/119).

Round 11. January 24 & 31. Home. Sydenham Hillside 9/222dec (P. Whebell 3/39, P. Taylor 2/52, C. Jackson 3ct) lost to Moonee Valley 5/231 (D. Terzini 84, S. Carbone 49no, M. Bannister 30, P. Whebell 26no).

Round 12. February 7 & 14. Away. Moonee Valley 340 (B. Powell 113, I. Denny 84no, D. Terzini 51, M. Cumbo 21) def Craigieburn 245 (P. Taylor 4/58, P. Whebell 2/61).

Round 13. February 21 & 28. Home. Moonee Valley 192 (M. Bannister 57, B. Skok 40, D. Terzini 35) & 2/73 (M. Cumbo 24no, B. Skok 20) lost to Campbellfield 6/292dec (P. Taylor 3/44, M. Bannister 2/54, C. Brock 3ct).

Finished: Fifth. 6 wins, 7 losses.

Scores & Match Highlights 2014/15 Season

SIXTH ELEVEN

NWMCA Barron Shield (Eighth Grade).

Round 1. October 4. Away. Sydenham/Hillside 9/154cc (D. Jukic 4/38, S. O'Kane 3 ct) lost to Moonee Valley 3/157 (S. O'Kane 118no, D. Lawson 27).

Round 2. October 12. Alternative home – Debney Park. Pascoe Vale Central 52 (K. Gardiner 4/6, N. Wright 2/19, P. Hobbs 3ct) lost to Moonee Valley 1/57 (S. O'Kane 26no).

Round 3. October 19 & 26. Home. Moonee Valley 6/540dec (P. Edwards 137, S. Carbone 119, Mk Gauci 106, D. Sapuppo 73, S. O'Kane 64) def Ascot Vale 264 (B. Curran 4/45, Mark Gauci 2/48, N. Wright 2/65).

Round 4. November 2. Home. Greenvale 86 ((D. Sapuppo 2/3, K. Gardiner 2/3, B. Curran 2/12, P. O'Kane 2/28) lost to Moonee Valley 1/89 (S. O'Kane 76no -14 balls).

Round 5. November 8. Away. West Coburg 9/156cc (S. O'Kane 3/17, K. Gardiner 3/29) lost to Moonee Valley 8/158 (P. O'Kane 45, S. O'Kane 34, Mark Gauci 31, D. Jukic 30no).

Round 6. November 16 & 23. Home. West Coburg 191 (Mark Gauci 4/23, P. O'Kane 4/72) & 2/164 lost to Moonee Valley 5/359dec (S. O'Kane 105, P. O'Kane 101no, D. Lawson 63, J. Talone 22, Mark Gauci 22).

Round 7. December 6. Home. Sydenham Hillside 108 (B. Curran 4/15, M. Harvey 3st, 2ro) lost to Moonee Valley 2/110 (M. Harvey 61, J. Talone 36no). November 30 Day 1 called off and converted to a one-day fixture due to opposition player shortages.

Round 8. December 13 & 20. Bye.

Round 9. January 10. Away. Moonee Valley 7/266cc (D. Lawson 87, Mark Gauci 60, P. O'Kane 23, S. O'Kane 21) def Ascot Vale 89 (K. Gardiner 3/24, B. Curran 2/14, S. O'Kane 2ct, 2ro).

Round 10. January 17. Away. Burnside Springs 68 (K. Gardiner 7/33, N. Wright 3/23) lost to Moonee Valley 0/72 – 8 overs (P. Hobbs 33no, D. Lawson 25no).

Round 11. January 25 & February 1. Home. Moonee Valley def Jacana – forfeit.

Round 12. February 8 & 15. Away. Jacana 87 (P. O'Kane 4/13, D. Jukic 3/12) lost to Moonee Valley 8/240 (S. Carbone 104no, D. Lawson 41, P. O'Kane 23). Won on first day – Week 2 not played by consent.

Round 13. February 21 & 28. Alternative home – Debney Park. Burnside Springs 85 (P. O'Kane 3/10, N. Wright 3/28) & 4/54 (K. Gardiner 3/20) lost to Moonee Valley 3/372dec (D. Lawson 205no, P. O'Kane 44no, J. Talone 41).

Semi Final. March 7 & 8. Home. Moonee Valley 222 (D. Jukic 68, B. Curran 32no, S. Carbone 32, Mark Gauci 20) def Jacana 131 (Mark Gauci 4/30, P. O'Kane 3/32, B. Curran 2/8).

Grand Final. March 14 & 15. Home. Moonee Valley 263 (S. O'Kane 104, P. Edwards 59, Mark Gauci 29, D. Lawson 22) def West Coburg 209 (S. O'Kane 4/18, Mark Gauci 3/50, P. O'Kane 2/85).

Finished: First. 12 wins, 0 losses, 1 bye. Won Semi Final, won Grand Final.

SEVENTH ELEVEN

NWMCA Barry Clissold Shield (One Day Grade 6).

Round 1. October 11. Home – Moonee Valley lost to Royal Park Reds – forfeit.

Round 2. October 18. Away. Airport West/St Christophers 7/173cc (G. Loh 3/36, S. Chalmers 2/16, P. Smith 2/34) def Moonee Valley 96 (B. Powell 30).

Round 3. October 25. Away. Craigieburn 3/219cc (S. Chalmers 2/38) def Moonee Valley 8/188 (G. Loh 64, S. Chalmers 33, P. Smith 31).

Round 4. November 8. Moonee Valley bye.

Round 5. November 15. Home. Moonee Valley 3/201cc (E. Blythe 145no, S. Malone 44no) lost to Craigieburn 2/211).

Round 6. November 22. Home. Moonee Valley 9/116cc (A. Tripathi 28, B. Skok 23) lost to Airport West/St Christophers 2/120.

Round 7. November 29. Home. Moonee Valley 5/195cc (D. Jukic 64no, D. Lawson 44, N. King 28no, P. O'Kane 28) lost to Royal Park Reds 4/202 (D. Jukic 2/36).

Round 8. December 6. Moonee Valley bye.

Round 9. December 14. Home. Pascoe Vale Sports 7/163cc (B. Powell 2/24) lost to Moonee Valley 6/164 (N. Wright 57no, S. O'Kane 31, W. Agius 26, B. Powell 21).

Round 10. December 21. Away. Royal Park Reds 7/218cc (J. Trowell 2/25, C. Jackson 2/40) def Moonee Valley 216 (T. King 46, C. Jackson 41, S. O'Kane 37, N. Elias 33).

Round 11. January 17. Home. Coburg 5/226cc (B. Powell 2/26, B. Sciacchitano 2/66) def Moonee Valley 8/127cc (D. Cleary 48, J. Moloney 20).

Round 12. January 24. Away. Moonee Valley 8/195cc (I. Denny 100no, N. King 39) lost to Taylors Lakes 3/200.

Round 13. January 31. Away. Moonee Valley 7/209cc (S. O'Kane 95, P. Hobbs 32, N. King 31no) def St Francis 9/180cc (J. Ansaldo 4/39, W. Agius 3ct).

Scores & Match Highlights 2014/15 Season

Round 14. February 7. Home. Coburg 9/147cc (V. Chopra 2/9, S. Chalmers 2/11, J. Phillips 2/33, V. Chopra 3ct) lost to Moonee Valley 7/150 (S. Chalmers 51, N. King 27, V. Chopra 22).

Round 15. February 14. Home. Pascoe Vale Sports 82 (J. Trowell 3/6, D. Thorneycroft 3/17) lost to Moonee Valley 1/86 (V. Chopra 53no, S. Carbone 20no).

Round 16. February 21. Away. Coburg 8/104cc (S. Chalmers 2/9, P. Shelton 2/12, L. Shaw 3ct, 1ro) def Moonee Valley 102 (B. Peters 32, P. Shelton 23, S. Chalmers 20).

Semi Final. February 28. Away. St Francis 139 (M. Walker 3/39, P. Powell 2/12, V. Chopra 2/14, V. Chopra 2ct, 1ro) def Moonee Valley 9/131cc N. King 56no, M. Walker 26).

Finished: Fifth: 4 wins, 10 losses, 2 byes. Lost semi final.

Winter Competition 2014 MYCA Central Division

Round 1. May 3 (finished May 17 on reserve day). Away. Moonee Valley 9/185cc (B. Thomas 37, C. Pridham 35, S. Carbone 35, K. Kapoor 28) def Northern Lions A 168 (C. Pridham 3/24, A. Cafari 2/34).

Round 2. May 10. Home. Moonee Valley 134 (A. Singh 23, B. Thomas 23) def Northern Lions B 115 (K. Kapoor 4/5, A. Singh 3/33).

Round 3. May 24. Home. Moonee Valley 9/134cc (G. Malhotra 32, B. Gannon 22) lost to RMIT 3 4/136 (D. Comande 2/23).

Round 4. May 31. Home. Moonee Valley 9/185cc (B. Barber 51no, M. Thomas 50) def County West B 100 (K. Kapoor 4/29, N. Madan 3/16).

Round 5. June 14. Away. Avondale Heights 187 (A. Patchell 5/39, A. Singh 3/22) def Moonee Valley 4/164cc (N. Madan 50no, M. Thomas 43, K. Kapoor 33).

Round 6. June 28. Home. Grand United 105 (B. Gannon 4/23, M. Thomas 2/4, A. Singh 2/25) lost to Moonee Valley 3/108 (K. Kapoor 36no).

Round 7. July 12. Home. Moonee Valley 9/188cc (B. Thomas 52no, D. Leece 28, N. Madan 28) def Balmoral 133 (A. Singh 3/12, N. Madan 3/48).

Round 8. July 26. Away. Strathmore Heights B52s 126 (A. Cafari 3/18, A. Patchell 2/31, K. Kapoor 2/42) lost to Moonee Valley 3/127 (A. Singh 49no, D. D'Souza 46).

Round 9. August 2. Home. Moonee Valley 8/155cc (K. Kapoor 32, G. Malhotra 30, M. Ozbun 20) def Clifton Hill 60 (A. Patchell 5/10).

Semi Final. August 9. Home. Balmoral 115 (J. Newman 5/30, A. Cafari 2/9, A. Singh 2/11) lost to Moonee Valley 0/116 (K. Kapoor 51no, G. Malhotra 50no).

Grand Final. August 16. Away. Avondale Heights 214 (A. Patchell 3/38, B. Gannon 2/30, A. Singh 2/37, J. Newman 2/50) def Moonee Valley 151 (A. Singh 50, K. Kapoor 31, D. Comande 26, B. Gannon 20).

Finished: First – 7 wins, 2 losses. Won Semi Final, Lost Grand Final.

NWMCA Twenty20 competition

These results are not included in season or all-time statistics, but are in our separate T20 stats.

Round 1. November 25. Away. Gladstone Park 9/137cc (Mark Gauci 4/20, M. Thomas 2/17, G. McKeown 2ct, 2st) def Moonee Valley 8/121cc (K. Hassan 35).

Round 2 December 2. Home. Gowanbrae 7/166cc (Mark Gauci 2/40) lost to Moonee Valley 1/170 (K. Hassan 111no, A. Cafari 25no, Mark Gauci 24).

Round 3. December 16. Home. St Andrews Pascoe Vale 149 (A. Patchell 2/21, N. Wolland 2/29, B. Gannon 2/34, G. McKeown 1ct, 3st) def Moonee Valley 127 (K. Hassan 52).

Finished: Tenth – 1 win, 2 losses.

Barooga Masters (Over 35) tournament

These results are not included in 2014/15 season stats, but on a decision by the Committee allowed by our bylaws are included in all-time statistics.

Round 1. January 13 & 15. At Barooga No. 2. Moonee Valley 173 (Mark Gauci 61no, N. King 45no) lost to Ryans Relations 6/177 (D. Jukic 3/33).

Round 2. January 14. At Cobram. Moonee Valley 120 (S. O'Kane 46) lost to Yarrowonga/Mulwala 2/122.

Round 3. January 15. At Tocumwal. Moonee Valley 8/62 lost to Castle Hill, NSW 3/65.

Finished: 0 wins, 3 losses.



*Moonee Valley cricketers had their own touching tribute to the passing of Test batsman Phillip Hughes

Moonee Valley Want To Be Legends

	Next Most Games		Next Most Runs		Next Most Wickets	
41st	Steven Ball	135	Michael Cumbo	1965	Gary Johnson	121
	Tom King	135	Jesse Felle	1907	Daniel Phillips	119
	Danny Fitzpatrick	134	Jim McKenzie	1836	Norm Wright	117
	Jesse N'vell-S'dor	133	Glen Courts	1832	Eddie Nott	114
	Bede Gannon	127	Bill Loughron	1819	Jesse N'vell-Sandor	114
	Jesse Felle	126	Robert Lamberti	1818	Rajan Aiyappan	112
	Wayne Nicol	125	Peter Rogan	1778	Steve Allan	111
	Matt Gauci	117	Rahul Sharma	1709	Corey Davidson	109
	Phill King	113	Fred Phillips	1629	Tim Fisher	107
50th	Paul Comino	113	Heath Webb-Johnson	1613	Amit Chaudhary	106
	Shaun Rayment	112	Wayne Nicol	1554	Scott McLeod	105
	Peter Fenaughty	111	David Jolley	1546	Tom Neville	105
	Murray Walker	110	Joe Ansaldo	1495	Shane Phillips	104
	Charlie Walker	106	Rajan Aiyappan	1490	Matt Thomas	104
	Shane Golds	105	Mick Intagliata	1437	Peter Boulouxis	103
	Dean Lawson	105	Shane Phillips	1424	Dino Sapuppo	102
	David Talbot	104	Tony Gleeson	1414	Peter O'Kane	102
	Brett Curran	103	Bede Gannon	1378	Rex Bennett	100
	Tim Fisher	103	Neil Henderson	1365	Craig Pridham	98
60th	Peter Golding	102	Channa DeSilva	1358	Ken McLeod	92
	Sean O'Kane	102	Peter O'Kane	1353	John O'Brien	90
	Eddie Nott	101	Sam Coventry-Poole	1345	Ian Potter	89
	Jacob de Niese	100	Dino Sapuppo	1342	Stephen Ward	88
	Lou Raffaele	95	Amit Chaudhary	1288	Tom King	87
	Peter Rogan	94	Joshua Maginness	1284	Jude Perera	85
	Paul Wood	94	Gary Irons	1281	Michael Elliott	83
	Jeff Nicol	94	Steve Battison	1269	Neil Henderson	83
	Marty Egan	92	George Pearson	1267	Nigel Walker	80
	Gary Johnson	91	Paul Wood	1244	Adam Patchell	79
70th	Paul Hobbs	91	Brian O'Reilly	1230	Rob Taylor	78
	Pat Felmingham	90	Simon Payton	1210	Frank Caruso	76
	Shane Williams	88	Jesse Nankivell-Sandor	1207	Sam O'Brien	75
	Patrick Taylor	88	Charlie Distefano	1202	Kane Harding	73
	John Bentivoglio	87	Tony Coslovich	1196	Chris Stafford	72
	George Loh	87	Marty Egan	1177	Peter Dawkins	69
	Shane Westlow	86	Kevin Gardiner	1168	Tony Sherer	69
	Tony Gleeson	86	Steven Bonfa	1147	Sean O'Kane	69
	Richard Cooney	86	Steve Neville	1136	Tony Coco	68
	Shane Phillips	85	Darren Sheppard	1131	James Thorneycroft	68
80th	Nigel Walker	84	John Bentivoglio	1128	Tony Gleeson	67
	Norm Wright	84	Ken McLeod	1122	Heath Jones	66
	Dale Hadfield	82	Murray Walker	1103	Sam Wellard	66
	Michael Bevis	81	Gary Dudderidge	1101	Kerry Munday	65
	Mark Schuliga	81	Eddie Nott	1100	Steven Herbert	65
	Shane Comino	80	Alan Harry	1096	Steven Bonfa	64
	Andrew Payton	79	Sam Carbone	1083	Matt Gauci	63
	Geoff Smith	79	Allan Cumming	1074	Rahul Sharma	63
	Terry Michail	78	Justin Willee	1071	Brian Hallett	62
	Justin Willee	78	Mario Tenace	1062	Patrick Malcolm	62
90th	Robert Corollo	76	Jacob de Niese	1052	Iraklis Kolokithas	62

Moonee Valley Legends

Life Members

Ray Storey	Michael Harvey (99/00)
Rod McLeod	Warwick Nolan (99/00)
Peter Gardiner	Sandro Capocchi (02/03)
Bill Nagel	Joe Ansaldo (05/06)
Ian Sutherland	Bob Sciacchitano (06/07)
Ian Denny (93/94)	Graeme "Charlie" Walker (06/07)
Laurie Mayne (89/90)	Jim McKenzie (07/08)
Gary Irons (93/94)	Dan Terzini (08/09)
Greg Meyers (93/94)	Jim Polonidis (09/10)
Darren Nagle (95/96)	Kevin Gardiner (12/13)
John Talone (97/98)	Mark Gauci (13/14)
Greg Peters (99/00)	Mark Cini (14/15)

	Most Games	Most Runs	Most Wickets
1st	Darren Nagle 339	Ian Denny 11312	Ian Denny 632
	Ian Denny 312	Michael Harvey 7513	Darren Nagle 444
	John Talone 306	Sandro Capocchi 6743	Gary Irons 427
	Joe Ansaldo 306	Darren Nagle 6287	Jim McKenzie 350
	Sandro Capocchi 293	Warwick Nolan 6194	Peter Gardiner 323
	Danny Terzini 259	Mark Gauci 5361	Terry Nagle 319
	Michael Harvey 258	Danny Terzini 5079	Jim Polonidis 291
	Bob Sciacchitano 257	Ian Sutherland 4904	Bill Nagel 282
	Jim Polonidis 246	John Talone 4787	Mick Intagliata 263
10th	Peter Gardiner 244	Greg Peters 4725	Jesse Felle 261
	Ian Sutherland 237	Bob Sciacchitano 4561	Joe Bonfa 243
	Greg Meyers 229	Ray Storey 4501	Peter Smith 241
	Mark Gauci 229	Laurie Mayne 4383	Kevin Gardiner 233
	Gary Irons 227	Peter Boulouxis 3974	Paul Nicol 225
	Warwick Nolan 225	Bill Nagel 3885	Dean Jukic 213
	Jim McKenzie 222	Matt Thomas 3660	Danny Fitzpatrick 210
	Greg Peters 220	Dean Jukic 3600	Bede Gannon 210
	Kevin Gardiner 201	Mark Cini 3506	Colin Netherclift 201
	Mark Cini 200	Rod McLeod 3471	Darryl Elliott 191
20th	Dean Jukic 196	Dean Lawson 3327	Mark Cini 191
	Peter Boulouxis 192	Jim Polonidis 3284	Marty Egan 176
	Ray Storey 185	Danny Fitzpatrick 3207	Mark Gauci 175
	Mick Intagliata 185	Mark Wakeling 3126	Keith McManamny 173
	Michael Cumbo 171	Geoff McKeown 3065	Joe Ansaldo 170
	Mark Wakeling 168	Steve Marshall 2998	Terry Michail 164
	Steve Marshall 162	Sean O'Kane 2900	Bob Sciacchitano 158
	Laurie Mayne 161	Peter Gardiner 2593	Murray Walker 153
	Paul Nicol 158	Lou Raffaele 2589	Mark Schuliga 150
	Ben Thomas 157	Arosha Perera 2566	Evan Blythe 145
30th	Matt Thomas 152	Matt Gauci 2561	Shane Westlow 144
	Peter Smith 148	Greg Meyers 2534	Robert Corollo 143
	Geoff McKeown 144	Ben Thomas 2487	Sandro Capocchi 135
	Terry Nagle 143	Daniel Phillips 2454	Wayne Nicol 132
	Allan Cumming 143	Steven Ball 2380	Geoff Smith 130
	Darryl Elliott 141	Pat Felmingham 2371	Ray Storey 130
	Bill Nagel 141	Tom King 2341	Steven Ball 130
	Dino Sapuppo 141	Darryl Elliott 2284	Doug McLaggan 124
	Rod McLeod 140	Shane Williams 2213	Simon Thornton 124
	Joe Bonfa 140	Shane Golds 2172	Pat Taylor 123
40th	Daniel Phillips 136	Paul Nicol 2153	George Loh 122

Moonee Valley Legends

Club Champion Award (1sts)

1985-86	<i>Ian Denny</i>
1986-87	<i>Ian Denny</i>
1987-88	<i>Ian Denny</i>
1988-89	<i>Ian Denny</i>
1989-90	<i>Ian Denny</i>
1990-91	<i>Ian Denny</i>
1991-92	<i>Gary Irons</i>
1992-93	<i>Ian Denny</i>
1993-94	<i>Daryl Elliott</i>
1994-95	<i>Michael Harvey</i>
1995-96	<i>Ian Denny</i>
1996-97	<i>Ian Denny</i>
1997-98	<i>Michael Harvey</i>
1998-99	<i>Ian Denny</i>
1999-00	<i>Glen Courts</i>
2000-01	<i>Ian Denny</i>
2001-02	<i>Ian Denny</i>
2002-03	<i>Michael Harvey</i>
2003-04	<i>Ian Denny</i>
2004-05	<i>Geoff Smith</i>
2005-06	<i>Mark Gauci</i>
2006-07	<i>Rajan Aiyappan</i>
2007-08	<i>Arosha Perera</i>
2008-09	<i>Rajan Aiyappan</i>
2009-10	<i>Rajan Aiyappan</i>
2010-11	<i>Amit Chaudhary</i>
2011-12	<i>Amit Chaudhary</i>
2012-13	<i>Ihtisham Uddin</i>
2013-14	<i>Matt Thomas</i>
2014-15	<i>Matt Thomas</i>

Moonee Valley Award (Other Grades)

1995-96	<i>Stewart Storey</i>
1996-97	<i>Danny Fitzpatrick</i>
1997-98	<i>Mario Tenace</i>
1998-99	<i>Allan Bourke</i>
1999-00	<i>Mark Gauci</i>
2000-01	<i>Daniel Phillips</i>
2001-02	<i>Shane Golds</i>
2002-03	<i>Mark Schuliga</i>
2003-04	<i>Heath Jones</i>
2004-05	<i>Mark Schuliga</i>
2005-06	<i>Ben Thomas</i>
2006-07	<i>Jesse Felle</i>
2007-08	<i>Sean O'Kane</i>
2008-09	<i>Pat Felmingham</i>
2009-10	<i>Lou Raffaele</i>
2010-11	<i>Amit Chaudhary</i>
2011-12	<i>Ian Denny</i>
2012-13	<i>Jesse Felle</i>
2013-14	<i>Mark Gauci</i>
2014-15	<i>Sean O'Kane</i>

Coaches Award – Most Improved

2008-09	<i>Chris Micallef</i>
2009-10	<i>James Thorneycroft</i>
2010-11	<i>Pat Taylor</i>
2011-12	<i>Jim Polonidis</i>
2012-13	<i>Craig Pridham</i>
2013-14	<i>Michael Ozbun</i>
2014-15	<i>Jack Newman</i>

Wicketkeeper of the Year Award

2011-12	<i>Paul Hobbs</i>
2012-13	<i>Peter Golding</i>
2013-14	<i>Peter Golding</i>
2014-15	<i>Peter Golding</i>

Player of the Finals 2014/15

2nds	<i>Rex Bennett</i>
6ths	<i>Dean Jukic</i>

Award Winners & Points Count - 2014-15

Club Champion (1sts)

1st	783 Matt Thomas
	535 Pat Felmingham
	458 Khalid Hassan
	443 Troy Eden
	426 Bede Gannon
	279 Alistair Ferrier
	274 Heath Webb-Johnson
	207 Daniel Comande
	165 Freddie Priestley
	142 Nathaniel Wolland
	139 Channa DeSilva
	123 Ben Thomas
	114 Murtaza Khaliq
	80 Adam Patchell
	50 Bryce Peter-Budge
	35 Rex Bennett

Moonee Valley Award (2nds-7ths)

1st	953 Sean O'Kane	
2nd	785 Peter O'Kane	246 Nicholas Elias
3rd	738 Sam Carbone	244 Will Agius
	694 Mark Gauci	232 Norm Wright
	637 Dean Lawson	229 Mick Bannister
	512 Jesse Felle	224 Paul Edwards
	496 Danny Terzini	224 Evan Blythe
	489 George Loh	220 Vishal Chopra
	402 Jim Polonidis	219 Brett Curran
	395 Nick Brelis	218 James Holt
	394 Kevin Gardiner	216 Michael Cumbo
	394 Dean Jukic	212 Sam Cov-Poole
	378 Channa DeSilva	208 John Talone
	371 Tom King	203 Michael Ozbun
	370 Peter Smith	201 Nanda Rama
	363 Dino Sapuppo	199 Saad Hussain
	362 Jack Newman	192 Paul Nicol
	359 Luke Brock	188 Sunil Bhandari
	345 Adam Patchell	183 Harry Sorrell
	344 Brendan Powell	172 Glenn Eismontas
	342 Pat Taylor	171 Ben Thomas
	339 Jesse Nankivell-Sandor	170 Matthew Esmore
	328 Lou Raffaele	163 Alex Davidson
	327 Mark Cini	160 Freddie Priestley
	320 Ian Denny	158 Paul Hobbs
	311 Anas Ijaz	154 Corey Brock
	307 Simon Thornton	142 Bill Barber
	297 Daniel Phillips	139 Daniel Comande
	296 Peter Golding	137 Ben Skok
	291 Steven Nickelson	136 Anthony Cafari
	290 Allan Cumming	130 Paddy Shelton
	282 Neil King	122 Dylan Wright
	268 Shane Chalmers	121 Murray Walker
	266 Charlie Jackson	109 Joe Ansaldo
	265 Murtaza Khaliq	103 Peter Whebell
	255 Paul Bannister	99 Shannon Hood
	254 Justin Trowell	96 Mahir Rahman
	246 Rex Bennett	95 Shaun Rayment

How points are awarded

1pt per Run
5pts per Catch / Stumping
10pts Assisted Wickets
15pts Unassisted Wickets
15pts Run-Out
50pts 3 Catches (Innings)
50pts Century
50pts 5 wickets (Innings)

Note: Competition rules which allow players to "double up" in the Mercantile games this season have been taken into account. Where a player had two games on the same weekend or same round, only the points from their best performance have been counted towards the **Moonee Valley Award**

Triple Crown - Our All-Rounders

	Games	Runs	Wkts		Games	Runs	Wkts
Darren Nagle	339	6287	444	Mick Intagliata	185	1437	263
Ian Denny	312	11312	632	Paul Nicol	158	2153	225
Joe Ansaldo	306	1495	170	Matt Thomas	152	3660	104
Sandro Capocchi	293	6743	135	Darryl Elliott	146	2284	191
Bob Sciacchitano	257	4561	158	Bill Nagel	141	3885	282
Jim Polonidis	246	3028	270	Dino Sapuppo	141	1342	102
Peter Gardiner	244	2593	323	Daniel Phillips	136	2188	107
Mark Gauci	229	4769	151	Steven Ball	135	2380	130
Gary Irons	227	1281	427	Danny Fitzpatrick	134	3207	210
Jim McKenzie	222	1836	351	Jesse Nankivell-Sandor	133	1207	114
Kevin Gardiner	201	1168	233	Bede Gannon	127	1378	210
Mark Cini	200	3506	191	Jesse Felle	126	1907	261
Dean Jukic	196	3329	194	Wayne Nicol	123	1554	132
Peter Boulouxis	192	3974	103	Eddie Nott	121	1100	114
Ray Storey	185	4501	130	Murray Walker	110	1103	153

Moonee Valley Premierships

1971-72	First Eleven	NWCA D Grade
1974-75	First Eleven	NWCA C Grade
1977-78	Second Eleven	NWCA E Grade
1978-79	First Eleven	NWCA C Grade
1980-81	Second Eleven	NWCA C Grade
1982-83	First Eleven	NWCA Luscombe Shield
1983-84	Second Eleven	NWCA C Grade
1984-85	Fourth Eleven	NWCA E Grade
1988-89	First Eleven	NWCA Luscombe Shield
1991-92	First Eleven	NWCA Luscombe Shield
1992-93	First Eleven	NWCA Luscombe Shield
1995-96	First Eleven	NWCA Luscombe Shield
1996-97	First Eleven	NWCA Luscombe Shield
1997-98	First Eleven	NWCA Luscombe Shield
1998-99	Third Eleven	MMVCA C Matting
2000-01	First Eleven	MMVCA A Turf
2003-04	Under 14 Girls	NWCA Under 14 Girls
2004-05	Under 14 Firsts	NWCA Under 14 C Grade
2005-06	Under 12 Fourths	NWCA Under 12 G Grade
2006-07	Under 16s	NWCA Under 16 C Grade
"	Under 12 Fourths	NWCA Under 12 H Grade
2007-08	Under 14 Thirds	NWCA Under 14 F Grade
"	Under 12 Seconds	NWCA Under 12 D Grade
"	Under 12 Thirds	NWCA Under 12 G Grade
2008-09	Under 14 Seconds	NWCA Under 14 D Grade
"	Moonee Valley	NWCA Twenty20 competition
2009-10	First Eleven	VTCA North A1
"	Second Eleven	VTCA North A2
"	Under 16 Seconds	NWCA Under 16 E Grade
"	Under 12 Thirds	NWCA Under 12 D Grade
"	Moonee Valley	NWCA Twenty20 competition
2011-12	Under 12s	NWMCA Under 12 C Grade
2013-14	Sixth Eleven	NWMCA Barron Shield (8th Grade)
2014-15	Second Eleven	VTCA North B2
2014-15	Sixth Eleven	NWMCA Barron Shield (8th Grade)



*Comp award winners from Moonee Valley: **Sean O'Kane** (far left) and **Kevin Gardiner** won the batting and bowling awards in the NWMCA's Barron Shield grade. They also won the Premiership.

Moonee Valley Premiership Players

8	Michael Harvey	Darren Nagle		
7	Ian Denny	Greg Meyers	Warwick Nolan	
6	Greg Peters			
5	Sandro Capocchi	Gary Irons	Ray Storey	
4	Peter Gardiner	Bill Nagel	Terry Nagle	
3	Robert Corollo Colin Netherclift	Bill Loughron Jim Polonidis	Laurie Mayne Ian Sutherland	Rod McLeod Paul Wood
2	Craig Brown Kevin Gardiner Dean Jukic Geoff McKeown Sean O'Kane David Talbot Shane Westlow	Sam Carbone Mark Gauci Robert Lambert Ken McLeod Brian O'Reilly John Talone	Charlie Distefano Matt Gauci Steve Marshall Keith McManamny Lou Raffaele Ben Thomas	Marty Egan Peter Golding Jim McKenzie Paul Nicol Richard Reddish Mark Wakeling
1	Rajan Aiyappan John Bentivoglio Peter Bouloux Frank Cano Mark Cini Michael Cumbo Channa DeSilva Michael Elliott Tony Gleeson Kane Harding Joe Hoseman Brett Lewis Tom King Jack Newman Adam Patchell Daniel Phillips Craig Pridham Shaun Rayment Dino Sapuppo David Storey Dan Terzini Todd Trimble	Steve Allan Peter Bevis David Callendar Frank Caruso Graeme Cornwill Brett Curran Robert Doyle Jesse Felle Shane Golds Neil Henderson Michael Intagliata John Lopes Dean Lawson Jim Noonan Arosha Perera Fred Phillips Craig Purcell Craig Rule Bob Sciacchitano Jim Stuart Matt Thomas Andrew Walker	Joe Ansaldo Michael Blangiardo Dean Campbell Amit Chaudhary Ross Cornwill Tony Darvill Gary Dudderidge Pat Felmingham Alex Gorham Paul Hobbs Craig Ion Joshua Maginness Scott McLeod Peter O'Kane Jude Perera Shane Phillips Dushan Raveendrakumar David Ryan Geoff Serong Alan Sutherland Geoff Thompson Murray Walker	Rex Bennett Evan Blythe Garry Campbell Roger Chitty Glen Courts Peter Dawkins Paul Edwards Bede Gannon Brian Hallett James Holt David Jolley Peter McGuirk Steve Neville Peter Ornsby Bryce Peter-Budge Ian Potter Greg Schulz Chris Stafford Pat Taylor Simon Thornton Dale Ward


Lindsay Jones Best Clubman Award

- 1994-95 Steve Battison
- 1995-96 Michael Harvey
- 1996-97 Danny Terzini
- 1997-98 Robyn Storey
- 1998-99 Michael Harvey
- 1999-00 Shane & Sharron Golds
- 2000-01 Jim Polonidis
- 2001-02 Charlie Walker
- 2002-03 Charlie Walker
- 2003-04 Charlie Walker
- 2004-05 Tony Gleeson
- 2005-06 Charlie Walker
- 2006-07 Kevin Gardiner
- 2007-08 Paul Comino
- 2008-09 Bob Sciacchitano
- 2009-10 Tony Sherer
- 2010-11 Amit Chaudhary
- 2011-12 Joe Ansaldo
- 2012-13 Phill King
- 2013-14 Sean O'Kane
- 2014-15 Channa DeSilva

LINDSAY JONES MEMORIAL AWARD
 IN MEMORY OF A TRUE & RESPECTED CLUBMAN
 A perpetual record of the best Clubman of Moonee Valley Cricket Club



*Matt Thomas (above left) won the Club Champion trophy, while Channa DeSilva was a worthy winner of the Lindsay Jones Best Clubman award.



*A message to Seconds captain Jim Polonidis from Test great Max Walker

Fielding, Batting & Bowling Awards 2014-15

Fielding Award Votes

	<u>1st Placing</u>	<u>2nd Placing</u>	<u>3rd Placing</u>
1sts	Troy Eden (12)	Bryce Peter-Budge, Heath Webb-J'nson (10)	Pat Felmingham (9)
2nds	Michael Ozbun (15)	Jack Newman (14)	Nicholas Elias, Jim Polonidis (6)
3rds	Michael Ozbun (9)	Mick Bannister (8)	Alex Davidson, Peter Golding, Saad Hussain (6)
4ths	Allan Cumming, Mark Cini (13)	Justin Trowell (8)	Paddy Shelton (7)
5ths	Shaun Rayment (12)	Charlie Jackson (8)	Sam Carbone (6)
6ths	Sam Carbone, Sean O'Kane (13)	John Talone (8)	Paul Hobbs (5)
7ths	Vishal Chopra (9)	Shaun Rayment (8)	Doug Cumming, Charlie Jackson, Paddy Shelton (5)
Winter	Peter Golding (13)	Michael Ozbun (12)	-

Batting Award Average (MVCC qualification: 200 runs)

	<u>1st Placing</u>		<u>2nd Placing</u>		<u>3rd Placing</u>	
1sts	Khalid Hassan	258 36.9	Matt Thomas	358 29.8	Pat Felmingham	407 29.1
2nds	Channa DeSilva	291 58.2	Daniel Phillips	183 22.9	Tom King	170 24.3
3rds	Anas Ijaz *	186 37.2	Jesse Felle	151 25.2	Mark Gauci	125 62.5
4ths	Steven Nickelson	231 38.5	Jesse Nankivell-Sandor	224 28.0	Mark Cini	288 26.2
5ths	Dan Terzini	346 34.6	Sam Carbone	164 54.7	Michael Cumbo	161 16.1
6ths	Sam Carbone	265 88.3	Sean O'Kane	472 78.7	Peter O'Kane	236 78.7
7ths	Neil King * #	197 98.5	Sean O'Kane	153 54.3	Evan Blythe	147 73.5
Winter	Matt Thomas	129 25.8	Ben Thomas	126 25.2	Kern Kapoor	173 21.6

Bowling Award Average (MVCC qualification: 15 wickets)

	<u>1st Placing</u>		<u>2nd Placing</u>		<u>3rd Placing</u>	
1sts	Matt Thomas	27 15.5	Troy Eden	16 17.4	Bede Gannon	31 17.8
2nds	Murtaza Khaliq	15 4.3	Adam Patchell	22 11.0	Jim Polonidis	17 11.3
3rds	James Holt *	14 21.1	Jesse Felle	10 17.8	No other qualifier	
4ths	Paul Nico #	15 8.9	Nick Brelis	14 17.6	Jesse Felle	13 12.6
5ths	Pat Taylor	17 25.0	Peter Smith	11 25.4	Dan Terzini	9 31.1
6ths	Kevin Gardiner	26 10.3	Peter O'Kane	17 11.9	Brett Curran	14 11.1
7ths	No players qualified		No players qualified		No players qualified	
Winter	Adam Patchell	14 9.1	Amandeep Singh	14 10.9	Bede Gannon	8 15.1

Wicketkeeper of the Year Award

Peter Golding

* Section 18 of the Club bylaws gives the executive the discretion to determine an award winner under exceptional circumstances when no-one meets the criteria.

Our bylaws determine that under normal circumstances, batting and bowling averages (the stats listed here) are determined on performances before finals. Finals were used in the determination of this award in 2014/15.

Note: Winter competition qualifications are 8 wickets for bowlers and 120 runs for batsmen.

Our History - the Club Timeline

- 1971-72 *Club forms as Moonee Ponds Cricket Club*
- 1974-75 *Club establishes a Second Eleven*
- 1977-78 *Club changes name to Moonee Valley Cricket Club*
- 1980-81 *Club establishes a Third Eleven*
- 1982-83 *Club establishes a Fourth Eleven*
- 1982-83 *Club wins first ever Luscombe Shield*
- 1991-92 *Club establishes a Fifth Eleven (had for two seasons only; re-established 2003/04)*
- 1995-96 *Club amalgamates to form the Moonee Valley Sporting Club*
- 1996-97 *Club establishes its first Junior Cricket sides - one Under 10 and one Under 12*
- 1998-99 *Club transfers all four senior grades to the Moreland Moonee Valley Cricket Association*
- 2002-03 *Club transfers its First and Second Elevens to the Victorian Turf Cricket Association*
- 2002-03 *Club makes VTCA North B1 Grand Final and is promoted to North A1*
- 2003-04 *Club wins the inaugural Under 14 Girls Premiership - our first junior flag*
- 2003-04 *Club fields a record 16 teams - five senior and 11 junior*
- 2004-05 *Club establishes a Sixth Eleven*
- 2005-06 *Club establishes a Seventh Eleven*
- 2006-07 *Club establishes a Eighth Eleven*
- 2006-07 *Club wins first U/16 Premiership*
- 2007-08 *Club establishes a Ninth Eleven*
- 2007-08 *Club establishes a first-ever Women's team, in the VWCA*
- 2008-09 *Club establishes a Tenth Eleven and a second Women's team*
- 2008-09 *With 26 teams, Moonee Valley officially becomes Victoria's biggest cricket club*
- 2009-10 *Club wins 2 senior flags for the first time - Firsts and Seconds in VTCA North A*
- 2010-11 *Promotion to North Division - just one division below VTCA's top grade*
- 2011-12 *Club moves third and fourth turf teams to VTCA, following MMVCA merger*
- 2012-13 *Club's 1000th senior player - Xavier Brooks*
- 2013-14 *Club enters a team in the Mid Year Cricket Association - winter competition*
- 2013-14 *Club transfers third and fourth turf sides to Mercantile Cricket Association*



Joe Ansaldo (left) and John Talone pass through an honour guard of past and present team-mates as they take to the field in their 300th games.

Batting, Bowling and Fielding Award Winners

First Eleven

	Batting	Bowling	Fielding	
1971-72	Neil Henderson	Ray Storey	Rod McLeod	(Premiers)
1972-73	Neil Henderson	Neil Henderson	Rod McLeod	
1973-74	Ray Storey	Ken McLeod	Rod McLeod	
1974-75	Rod McLeod	Ray Storey	-	(Premiers)
1975-76	Ray Storey	John Lopes	Rod McLeod	
1976-77	John Lopes	Ray Storey	Ray Storey	
1977-78	Michael Harvey	Peter Dawkins	-	
1978-79	Ray Storey	Bill Nagel	-	(Premiers)
1979-80	Bill Nagel	Andrew Walker	-	
1980-81	-	Bill Nagel	-	
1981-82	Bill Nagel	-	Ray Storey	
1982-83	Bill Nagel	Bill Nagel	Gary Irons	(Premiers)
1983-84	Warwick Nolan	Ian Denny	Michael Harvey	
1984-85	Ian Denny	Ian Denny	Greg Meyers	
1985-86	Warwick Nolan	Terry Nagle	-	
1986-87	Ian Denny	Terry Nagle	-	
1987-88	Ian Denny	Terry Nagle	Warwick Nolan	
1988-89	Ian Denny	Darren Nagle	David Callendar	(Premiers)
1989-90	Ian Denny	Ian Denny	-	
1990-91	Ian Denny	Darren Nagle	Greg Meyers	
1991-92	Robert Lamberti	Darren Nagle	-	(Premiers)
1992-93	Ian Denny	Ian Denny	-	(Premiers)
1993-94	Warwick Nolan	-	Greg Meyers	
1994-95	Michael Harvey	Darren Nagle	Greg Meyers	
1995-96	Ian Denny	Terry Nagle	Greg Meyers	(Premiers)
1996-97	Warwick Nolan	Shane Westlow	Greg Meyers	(Premiers)
1997-98	Ian Denny	Jim Polonidis	Michael Harvey	(Premiers)
1998-99	David Jolley	Darren Nagle	Greg Peters	
1999-00	Glen Courts	Steve Allan	Glen Courts	
2000-01	Ian Denny	Ian Denny	Glen Courts	(Premiers)
2001-02	Ian Denny	Rex Bennett	Geoff McKeown	
2002-03	Michael Harvey	Steve Allan	Geoff McKeown	
2003-04	Ian Denny	Will Mallory	Will Mallory	
2004-05	Glen Courts	Geoff Smith	Geoff McKeown / Tony Marasco	
2005-06	Arosha Perera	Geoff Smith	Geoff McKeown	
2006-07	Arosha Perera	Rajan Aiyappan	Arosha Perera	
2007-08	Arosha Perera	Daniel Bailey	Geoff McKeown	
2008-09	Arosha Perera	Rajan Aiyappan	Geoff McKeown	
2009-10	Rajan Aiyappan	Rajan Aiyappan	Geoff McKeown	(Premiers)
2010-11	Amit Chaudhary	Amit Chaudhary	Chris Stafford	
2011-12	Amit Chaudhary	Amit Chaudhary	Craig Pridham	
2012-13	Ihtisham Uddin	Ihtisham Uddin	Troy Smith	
2013-14	Khalid Hassan	Matt Thomas	Ben Thomas	
2014-15	Khalid Hassan	Matt Thomas	Troy Eden	

Life Member and 300-game player John Talone celebrates his milestone with wife Jodie and cricketing sons Luke (left) and Max.



Batting, Bowling and Fielding Award Winners

Second Eleven

	Batting	Bowling	Fielding
1975-76	Peter McGuirk	Peter McGuirk	-
1976-77	-	Kevin Gardiner	Kevin Gardiner
1977-78	Charlie Distefano	Gary Irons	- (Premiers)
1978-79	Michael Blangiardo	Gary Irons	-
1979-80	Frank Cano	Robert Corollo	-
1980-81	Greg Meyers	-	- (Premiers)
1981-82	Darryl Elliott	Peter Gardiner	David Talbot
1982-83	Rod McLeod	Peter Gardiner	Gary Noonan
1983-84	Geoff Serong	Peter Gardiner	Peter Boulouxis (Premiers)
1984-85	Alan Hughes	Terry Michail	-
1985-86	-	-	-
1986-87	Peter Boulouxis	Marty Egan	Greg Schulz
1987-88	Peter Boulouxis	Terry Michail	-
1988-89	Peter Boulouxis	Terry Michail	-
1989-90	Steve Marshall	Tom Neville	-
1990-91	Ian Sutherland	Jim McKenzie	Scott McLeod
1991-92	Sandro Capocchi	Terry Michail	Justin Willee
1992-93	Peter Boulouxis	Jim McKenzie	Justin Willee
1993-94	Steve Marshall	Gary Irons	-
1994-95	Ian Sutherland	Gary Irons	-
1995-96	Chris Rowe	Scott McLeod	Peter Boulouxis
1996-97	-	-	Steve Battison
1997-98	Steve Marshall	Peter Boulouxis	Peter Rogan
1998-99	Rob Taylor	Danny Fitzpatrick	Matt Siomos
1999-00	Darren Nagle	Joe Bonfa	Dale Hadfield
2000-01	Dean Jukic	Joe Bonfa	Dale Hadfield
2001-02	Mark Gauci	Mark Cini	Paul Nicol
2002-03	Mark Gauci	Joe Bonfa	Tom Taylor
2003-04	Daniel Phillips	Peter Smith	Daniel Phillips
2004-05	Heath Jones	Joe Bonfa	Kerry Munday
2005-06	Dean Jukic	Dean Jukic	Justin Willee
2006-07	Sandro Capocchi	Iraklis Kolokithas	Mark Cini
2007-08	-	-	Evan Blythe
2008-09	Pat Felmingham	Dean Jukic	Robbie Ball
2009-10	Lou Raffaele	Simon Thornton	Peter Golding (Premiers)
2010-11	-	Evan Blythe	Channa DeSilva
2011-12	George Pearson	Simon Thornton	Sam O'Brien
2012-13	Heath Webb-Johnson	Muhammad Maaz	Daniel Comande
2013-14	-	Simon Thornton	Stephen Ward
2014-15	Channa DeSilva	Murtaza Khaliq	Michael Ozbun (Premiers)



Left: Seconds captain **Jim Polonidis** with our Premiership plaque and perpetual shield at the VTCA presentation night.

Right: Ben Thomas receives his premiership medal from Jim Polonidis, with President Charlie Walker looking on.



Batting, Bowling and Fielding Award Winners

Third Eleven

	Batting	Bowling	Fielding	
1980-81	Laurie Mayne	-	-	
1981-82	Laurie Mayne	Laurie Mayne	-	
1982-83	Michael Bevis	Paul Cramer	Michael Bevis	
1983-84	Rod McLeod	Kevin Gardiner	Tom Ward	
1984-85	Marty Egan	Terry Nagle	Tony Coslovich	
1985-86	-	-	-	
1986-87	Sandro Capocchi	Michael Colaci	Michael Bevis	
1987-88	Craig McBean	Corey Davidson	-	
1988-89	Laurie Mayne	Michael Intagliata	-	
1989-90	Danny Fitzpatrick	-	-	
1990-91	Danny Fitzpatrick	Jude Perera	Vince Borg	
1991-92	Shane Williams	Gary Irons	-	
1992-93	Fred Phillips	Tony Gila	-	
1993-94	Danny Fitzpatrick	Tony Gila	Danny Fitzpatrick	
1994-95	Peter Brear	Danny Fitzpatrick	Brendon Knowles	
1995-96	Jim McKenzie	Tom Neville		
1996-97	Shane Williams	Les Potts		
1997-98	Shane Williams	Danny Ryan	Dale Hadfield / Danny Terzini	
1998-99	Fred Phillips	Bob Sciacchitano	Fred Phillips	(Premiers)
1999-00	Fred Phillips	Rob Taylor	John Talone	
2000-01	Emanuel Caccamo	Jim McKenzie	Tony Bassan	
2001-02	Justin Willee	Peter Smith	Peter Smith	
2002-03	Danny Terzini	-	William Lai	
2003-04	Sandro Capocchi	Heath Jones	Dino Sapuppo	
2004-05	Sandro Capocchi	Mark Schuliga	John Talone	
2005-06	Ben Thomas	Murray Walker	Danny Terzini	
2006-07	-	Dino Sapuppo	Peter Smith	
2007-08	-	-	James Rawlinson	
2008-09	Sandro Capocchi	John O'Brien	Peter Golding	
2009-10	George Pearson	George Loh	Channa DeSilva	
2010-11	Darren Nagle	-	Stephen Ward	
2011-12	-	Dean Jukic	Michael Klomp	
2012-13	-	George Loh	George Pearson/Pardeep Singh	
2013-14	-	George Loh	Michael Ozbun	
2014-15	Anas Ijaz	James Holt	Michael Ozbun	

Women's First Eleven

	Batting	Bowling	Fielding
2007-08	Kim Johnston	Sam Lawson	Tien Polonidis
2008-09	Kim Johnston	Sam Lawson	Natalie Demarte
2009-10	Tien Polonidis	Tien Polonidis	Tien Polonidis
2010-11	Natalie Demarte	Tracy Armstrong	Clare Ardern

Women's Second Eleven

	Batting	Bowling	Fielding
2008-09	Sam Marr	Nicole McLachlan	Clare Ardern
2009-10	Natalie Demarte	Tracy Armstrong	Elizabeth Marr

Batting, Bowling and Fielding Award Winners

Fourth Eleven

	Batting	Bowling	Fielding
1982-83	Brian Hallett	Andrew Syme	Michael O'Keefe
1983-84	Laurie Mayne	Frank Caruso	Tony Coslovich
1984-85	Dale Ward	Jim McKenzie	Tony Ward (Premiers)
1985-86	-	-	-
1986-87	Laurie Mayne	Wayne Nicol	Jeff Nicol
1987-88	Peter Gardiner	Michael Intagliata	-
1988-89	Gary Johnson	Gary Pellis	-
1989-90	Ray Storey	Gary Johnson	-
1990-91	Laurie Mayne	Peter Gardiner	Michael Bevis
1991-92	Laurie Mayne	Doug McLaggan	-
1992-93	Ray Storey	Des Purcell	-
1993-94	Ray Storey	Peter Gardiner	Michael Bevis
1994-95	Ray Storey	Doug McLaggan	-
1995-96	Stewart Storey	Eddie Nott	-
1996-97	Ross Larobina	Mario Tenace	Richie Cudmore
1997-98	Mario Tenace	Adrian Luvara	Craig Rule
1998-99	Allan Bourke	Joe Ansaldo	Allan Bourke
1999-00	Mark Gauci	Mark Schuliga	John Sadler
2000-01	Mark Schuliga	Joe Ansaldo	Chris Wright
2001-02	Shane Golds	Ricky Bell	William Lai
2002-03	Shane Golds	-	Allan Cumming
2003-04	John Talone	-	Allan Cumming
2004-05	-	Jesse Felle	James Clarke
2005-06	-	-	Paul Hedjes
2006-07	Rahul Sharma	Jesse Felle	Nigel Walker
2007-08	-	-	Peter Chiera/William Lai
2008-09	Justin Willee	Kevin Gardiner	Justin Willee
2009-10	Brett Curran	Norm Wright	Alan Harry
2010-11	Dean Lawson	Kevin Gardiner	Steven Ball
2011-12	Ian Denny	Kevin Gardiner	Darren Nagle
2012-13	Dean Lawson	Steven Herbert	Paul Hobbs
2013-14	Sean O'Kane	Sean O'Kane	Sean O'Kane
2014-15	Steven Nickelson	Paul Nicol	Allan Cumming/Mark Cini

Fifth Eleven (No 5th Eleven between seasons 1993-94 to 2002-03)

	Batting	Bowling	Fielding
1991-92	Warwick Knill	Jeff Nicol	-
1992-93	Darren Caton	Jeff Nicol	-
2003-04	-	Steven Ball	Steven Ball
2004-05	-	Luke Ryan	Robert Ryan
2005-06	Steve Bonfa	-	Liam Brown
2006-07	Steve Bonfa	Jesse Nankivell-Sandor	Phill King
2007-08	Sandro Capocchi	Kevin Gardiner	Phill King
2008-09	Simon Payton	-	Luke Malone
2009-10	Tom King	Peter Smith	John Talone
2010-11	Dean Jukic	Dean Jukic	Chris O'Haire
2011-12	-	-	Beau Velona
2012-13	Jacob de Niese	-	Bryce Peter-Budge
2013-14	Ian Denny	James Holt	Charles Aitken
2014-15	Dan Terzini	Pat Taylor	Shaun Rayment



The moment: The last wicket is taken, and our Sixth Eleven has won the Barron Shield Premiership.

Batting, Bowling and Fielding Award Winners

Sixth Eleven

	Batting	Bowling	Fielding
2004-05	Steven Ball	Steven Ball	Peter Fenaughty
2005-06	Steven Ball	Steven Ball	Shane Comino
2006-07	Domenic Chiera	Domenic Chiera	Callum MacGregor
2007-08	Dean Lawson	Antony Sherer	Paul Hobbs
2008-09	Alan Harry	Mark Madden	Steven Ball
2009-10	-	James Thorneycroft	Phill King
2010-11	John Talone	Tim Fisher	Stephen Tassos
2011-12	Danny Terzini	Pat Taylor	Jackson Clarke/Ashley Krollig
2012-13	-	-	Michael Ozbun
2013-14	Mark Cini	Jesse Felle	Sam Carbone (Premiers)
2014-15	Sam Carbone	Kevin Gardiner	Sean O'Kane/Sam Carbone (Premiers)

Seventh Eleven

	Batting	Bowling	Fielding
2005-06	Matt Gauci	Paul Comino	William Lai
2006-07	Simon Payton	-	Simon Payton
2007-08	-	-	Shaun Rayment
2008-09	George Loh	-	Tom Aitken
2009-10	Rahul Sharma	Greg Nicol	Luke Marinelli
2010-11	-	John Brelis	Tom Aitken
2011-12	-	-	Shaun Rayment
2012-13	Danny Terzini	Jesse Felle	Tom Aitken
2013-14	-	-	Allan Cumming
2014-15	Neil King	-	Vishal Chopra

Eighth Eleven

	Batting	Bowling	Fielding
2006-07	Dean Lawson	Sam O'Brien	Paul Hobbs
2007-08	Sean O'Kane	-	John Brelis
2008-09	-	-	Peter Bonfa
2009-10	Team withdrawn after Round 2 - loss of ground-		
2010-11	-	Tim Ryan	Tim Ryan
2011-12	-	Tim Ryan	Matthew Esmore
2012-13	Sean O'Kane	Joe Ansaldo	Nathan Miller/Shawn Rayment

Ninth Eleven

	Batting	Bowling	Fielding
2007-08	-	-	Jason Dolezal-May
2008-09	-	-	Mitchell O'Meara
2009-10	-	-	Paul Comino
2010-11	Sunny Sharma	Sunny Sharma	Beau Velona

Tenth Eleven

	Batting	Bowling	Fielding
2008-09	Glenn Perussich	-	Dave Hutchison
2009-10	Dave Hutchison	Glenn Perussich	Daniel Gorham
2010-11	Team withdrawn after Round 4		

Winter Cricket Competition

	Batting	Bowling	Fielding
2013	Matt Thomas	Umar Farooq	Michael Ozbun
2014	Matt Thomas	Adam Patchell	Peter Golding

Top Tens for 2014-15

Top 10 Run Scorers

	Runs
Sean O'Kane	739
Dean Lawson	632
Sam Carbone	524
Mark Gauci	523
Channa DeSilva	496
Peter O'Kane	429
Pat Felmingham	407
Matthew Thomas	358
Danny Terzini	346
Ben Thomas	312

Top 10 Batting Averages (min 200 runs)

	Runs	Average
Ian Denny	205	205.0
Neil King	288	72.0
Paul Edwards	213	71.0
Sean O'Kane	739	67.2
Peter O'Kane	429	61.3
Sam Carbone	524	47.6
Dean Lawson	632	45.1
Mark Gauci	523	37.4
Khalid Hassan	258	36.9
Danny Terzini	346	34.6

Top 10 Wicket Takers

	Wickets
Adam Patchell	39
Bede Gannon	31
Kevin Gardiner	29
Matt Thomas	27
Rex Bennett	26
Murtaza Khaliq	25
Peter O'Kane	24
Jesse Felle	23
Jack Newman	23
Mark Gauci	22
Simon Thornton	22

Top 10 Bowling Averages (min 15 wkts)

	Wickets	Average
Paul Nicol	15	8.9
Murtaza Khaliq	25	9.0
Rex Bennett	26	9.4
Brett Curran	17	10.9
Jim Polonidis	21	12.6
Adam Patchell	39	13.3
Paul Bannister	19	13.6
Mark Gauci	22	14.3
Jesse Felle	23	14.9
Kevin Gardiner	29	14.9

Three centuries in the one innings: That was the state of play in the Sixths, with (from left) Sam Carbone, Paul Edwards and Mark Gauci all bringing up three figures.



Batting Records

Century Makers

Peter Brear	218	Robert Lamberti	131	Amit Chaudhary	113 *
Matt Gauci	211 *	Geoff McKeown	130 *	Danny Terzini	113
Dean Lawson	205 *	Sean O'Kane	129	Michael Harvey	113
Glen Courts	177 *	Mark Gauci	128 *	Robert Semmens	113
Shane Golds	175	Warwick Nolan	127	Michael Harvey	113
Michael Harvey	171	Matt Thomas	126	Frankie Reitano	113
Lou Raffaele	170	Darren Nagle	125	Brendan Powell	113
Lou Raffaele	169	Ian Denny	125	Mario Tenace	112 *
Ian Broadbent	165 *	Sandro Capocchi	124	Laurie Mayne	112
David Roach	164	Sandro Capocchi	124	George Pearson	112
Craig McBean	161	Lou Raffaele	124	Sean O'Kane	111 *
Shane Golds	160	Dean Lawson	124	Michael Harvey	111
Patrick Felmingham	159	Allan Bourke	123 *	Michael Harvey	111
Steve Battison	158	Fred Phillips	123 *	Heath Jones	111
Dean Lawson	157	Laurie Mayne	122 *	Bill Nagel	111
Arosha Perera	157	Bill Loughron	122 *	Dale Ward	111
Alan Harry	155 *	Arosha Perera	122 *	Ben Thomas	110 *
Ian Denny	155 *	Danny Fitzpatrick	122	Steven Ball	110
Mark Gauci	155	Trent Milne	121	Sean O'Kane	110
Michael Harvey	155	John Berto	121	Ian Denny	110
Warwick Nolan	154 *	Ian Denny	121	Ian Denny	110
Ian Denny	154	Ian Denny	121	Warwick Nolan	109 *
Ian Denny	153 *	Robert Lamberti	121	Glen Courts	109
Bill Nagel	152 *	Sean O'Kane	121	Ian Denny	109
Heath Webb-J'nson	151 *	Ian Denny	120 *	Glenn Eismontas	109
Peter O'Kane	151 *	Sam Coventry-Poole	120 *	Danny Fitzpatrick	109
Arosha Perera	150	Shane Golds	120	Arosha Perera	109
Steve Nickelson	149	Danny Terzini	120	Ian Denny	108 *
David Jolley	148 *	Shane Williams	120	Greg Meyers	108 *
Ray Storey	148 *	Sandro Capocchi	120	Geoff McKeown	108 *
Ian Denny	146	Rajan Aiyappan	119 *	Sandro Capocchi	108
Evan Blythe	145 *	Pat Felmingham	119	Ian Denny	108 *
Michael Harvey	145	Warwick Nolan	119	Michael Harvey	108 *
Neil Henderson	144	Warwick Nolan	119	Ihtisham Uddin	108
Eddie Nott	144	Sam Carbone	119	Glen Courts	107
Sandro Capocchi	144	Sean O'Kane	118 *	Mark Gauci	107
Shane Williams	142	Peter Boulouxis	118	Dale Hadfield	107
Ian Denny	140	Warwick Nolan	117 *	Michael Harvey	107
Ian Denny	139 *	Rod McLeod	117 *	Greg Peters	107
Mark Gauci	139	Jim Polondis	117 *	Bryce Peter-Budge	107
Darren Nagle	139	Michael Harvey	117	Sandro Capocchi	106
Charlie Gila	138	Alan Hughes	117	Arosha Perera	106 *
Grant Moore	138	Bill Loughron	117	Ian Denny	106 *
Geoff Serong	138	Mark Schuliga	117	Mark Gauci	106 *
Neil Henderson	137	Michael Cumbo	117	Matt Gauci	106 *
Paul Edwards	137	Bill Nagel	116	David Jolley	106 *
Ian Denny	136 *	Peter Boulouxis	115	Mark Gauci	106
Shane Golds	136 *	Glen Courts	115	Mark Gauci	105 *
Sandro Capocchi	136	Warwick Nolan	115	Steven Ball	105 *
Warwick Nolan	136	Tom Taylor	115	Robert Lamberti	105
Arosha Perera	136	Dale Ward	115	Warwick Nolan	105
Warwick Nolan	134	Prateek Chaudhary	114 *	Sean O'Kane	105
Channa DeSilva	134	Charlie Distefano	114	Michael Harvey	104
Matt Thomas	133 *	Gary Dudderidge	114	Adrian Luvara	104
Neil Henderson	133	Ian Sutherland	114	Bill Nagel	104 *
Ian Denny	132 *	Daniel Phillips	114	Warwick Nolan	104 *
Rod McLeod	132	Khalid Hassan	114	Joe Reitano	104 *
Matt Thomas	131 *	Arosha Perera	113 *	Sam Carbone	104 *
Warwick Nolan	104	Bill Loughron	102	Darren Caton	100 *

Batting Records

Century Makers

Neil Henderson	104	Joel Wilford	102	Ian Broadbent	100	*
Dean Jukic	104	Ian Denny	102	Dean Jukic	100	*
Matt Gauci	104	Ian Denny	102	Trent Milne	100	*
David Caccamo	104	Sandro Capocchi	101	Daniel Caligiuri	100	*
Sean O'Kane	104	Ben Thomas	101	Ian Denny	100	*
Darren Nagle	103	Michael Harvey	101	Peter Rogan	100	
Allan Bourke	103	Sean O'Kane	101	Ray Storey	100	
Glen Courts	103	Nick Launer	101	Jamie Howard	100	
Danny Terzini	103	Mark Gauci	101	Michael Harvey	100	
Darryl Elliott	103	Ian Denny	101	Michael Harvey	100	
Warwick Nolan	103	Ihtisham Uddin	101	Michael Harvey	100	
Wayne Nicol	103	Bill Loughron	101	Michael Harvey	100	
Mark Gauci	102	Peter O'Kane	101	Ian Denny	100	
Sunny Sharma	102	George Pearson	101	Arosha Perera	100	
Danny Fitzpatrick	102	Tony Gleeson	100	Darren Caton	100	
Tony Darvill	102	Dominic Aloï	100	Harvey Saward	100	
Sandro Capocchi	102	Ian Sutherland	100	Laurie Mayne	100	
Alan Sutherland	102	Mario Tenace	100	Darren Nagle	100	
Danny Terzini	102	Mario Tenace	100	Ross Larobina	100	
Andrew Walker	102	Lou Raffaele	100	Laurie Mayne	100	
Norm Wright	102	Vikash Chand	100	Bill Loughron	100	



Our Winter comp Runners-up team. L-R:

Back - Dan Comande, Adam Patchell, Ben Thomas, Anthony Cafari, Kern Kapoor, Peter Golding, Mick Bannister.

Front - Michael Ozburn, Bede Gannon, Jack Newman, Amandeep Singh, Gaurav Malhotra.

Batting Records

Most Centuries

<i>Ian Denny</i>	23	<i>Bill Loughron</i>	5
<i>Michael Harvey</i>	16	<i>Darren Nagle</i>	4
<i>Warwick Nolan</i>	13	<i>Lou Raffaele</i>	4
<i>Sandro Capocchi</i>	9	<i>Neil Henderson</i>	4
<i>Mark Gauci</i>	9	<i>Laurie Mayne</i>	4
<i>Aroscha Perera</i>	8	<i>Bill Nagel</i>	4
<i>Sean O'Kane</i>	8	<i>Shane Golds</i>	4
<i>Glen Courts</i>	5	<i>Danny Terzini</i>	4

A Century on Debut

<i>Warwick Nolan</i>	127	<i>First Eleven</i>	vs	<i>Coolaroo</i>	1981-82
<i>Bill Loughron</i>	100	<i>First Eleven</i>	vs	<i>St. Christophers</i>	1991-92
<i>David Roach</i>	164	<i>First Eleven</i>	vs	<i>Avondale Heights</i>	2009-10

Consecutive Centuries

<i>Warwick Nolan</i>	103	*	<i>First Eleven</i>	vs	<i>Airport West</i>	1988-89
	115		<i>First Eleven</i>	vs	<i>Keilor Park</i>	1988-89
<i>Ian Denny</i>	139	*	<i>First Eleven</i>	vs	<i>Buckley Park</i>	1990-91
	108	*	<i>First Eleven</i>	vs	<i>Kealba Green Gully</i>	1990-91
<i>Sandro Capocchi</i>	101	*	<i>Second Eleven</i>	vs	<i>Hadfield</i>	1991-92
	106	*	<i>Second Eleven</i>	vs	<i>Buckley Park</i>	1991-92
<i>Shane Golds</i>	136	*	<i>Fourth Eleven</i>	vs	<i>St. Francis</i>	2001-02
	175	*	<i>Fourth Eleven</i>	vs	<i>Haig Amateurs</i>	2001-02
<i>Matt Thomas</i>	131	*	<i>Seventh Eleven</i>	vs	<i>Pascoe Vale</i>	2006-07
	126		<i>Second Eleven</i>	vs	<i>Tullamarine</i>	2006-07
<i>Aroscha Perera</i>	157		<i>First Eleven</i>	vs	<i>Craigieburn</i>	2008-09
	109		<i>First Eleven</i>	vs	<i>Aberfeldie Park</i>	2008-09
<i>Dean Lawson</i>	124		<i>Sixth Eleven</i>	vs	<i>Sydenham-Hillside</i>	2008-09
	157		<i>Sixth Eleven</i>	vs	<i>Buckley Park</i>	2008-09
<i>Trent Milne</i>	121		<i>Fifth Eleven</i>	vs	<i>Avondale Heights</i>	2011-12
	100	*	<i>Eighth Eleven</i>	vs	<i>Royal Park Reds</i>	2011-12

Our Winter Comp award and trophy winners. From left: Amandeep Singh, Jack Newman, Adam Patchell, Matt Thomas, Kern Kapoor and Peter Golding.



Batting Records

Most Sixes in a Innings

Lou Raffaele	17	(170)	Fifth Eleven	vs	Barkly St United	2009-10
Shane Williams	13	(120)	Third Eleven	vs	Airport West	1997-98
Sean O'Kane	13	(129)	Fourth Eleven	vs	Campbellfield	2013-14
Sean O'Kane	12	(101*)	Eighth Eleven	vs	Avondale Heights	2012-13
Sean O'Kane	12	(76*)	Sixth Eleven	vs	Greenvale	2014-15
Matt Gauci	11	(211*)	Fourth Eleven	vs	Coolaroo	2006-07
Paresh Rathod	11	(95)	Eighth Eleven	vs	St. Mary's	2006-07
Sean O'Kane	11	(111)	First Eleven	vs	Flemington	2008-09
Sean O'Kane	11	(105)	Sixth Eleven	vs	West Coburg	2014-15
Sean O'Kane	10	(95)	Seventh Eleven	vs	St Francis	2014-15
Peter O'Kane	10	(101*)	Sixth Eleven	vs	West Coburg	2014-15
Peter O'Kane	10	(151*)	Fifth Eleven	vs	Flemington Colts	2014-15
Ian Denny	10	(154)	First Eleven	vs	Kealba Green Gully	1987-88
Ian Denny	10	(108)	First Eleven	vs	Kealba Green Gully	1990-91
Ian Denny	10	(139)	First Eleven	vs	Buckley Park	1990-91
Geoff McKeown	10	(130)	Fourth Eleven	vs	Aberfeldie St. Johns	2001-02
Vikash Chand	10	(100*)	Eighth Eleven	vs	Rockbank	2006-07
Peter Rogan	9	(100)	Third Eleven	vs	Pascoe Vale	1991-92
Shane Williams	9	(142)	Third Eleven	vs	Tullamarine	1992-93
Peter Brear	9	(218)	Third Eleven	vs	Westmeadows	1994-95
Ian Denny	9	(102)	First Eleven	vs	Kealba Green Gully	1995-96
Ian Denny	9	(121)	First Eleven	vs	Oak Park	1997-98
Glen Courts	9	(115)	First Eleven	vs	Glenroy	2000-01
Ian Denny	9	(144)	Fifth Eleven	vs	St Marys	2007-08
David Roach	9	(164)	First Eleven	vs	Avondale Heights	2009-10
Amit Chaudhary	9	(98*)	Ninth Eleven	vs	Aberfeldie Park	2010-11
Sean O'Kane	9	(118*)	Sixth Eleven	vs	Sydenham Hillside	2014-15
Ian Denny	8	(125)	First Eleven	vs	Pascoe Vale	1987-88
Robert Semmens	8	(113)	Third Eleven	vs	Craigieburn	1987-88
Craig McBean	8	(161)	Third Eleven	vs	Buckley Park	1987-88
Danny Terzini	8	(120)	Third Eleven	vs	Tullamarine	1997-98
Ian Denny	8	(121)	First Eleven	vs	Glenroy	2000-01
Grant Moore	8	(138)	Third Eleven	vs	Royal Park Reds	2000-01
Sandro Capocchi	8	(136)	Third Eleven	vs	Barkly St.	2003-04
Jesse Felle	8	(71)	Sixth Eleven	vs	Strathmore Heights	2006-07
Amit Chaudhary	8	(113*)	Eighth Eleven	vs	St Albans	2010-11
Mark Gauci	8	(101*)	Ninth Eleven	vs	Brunswick	2010-11
Lou Raffaele	8	(124)	Sixth Eleven	vs	Coolaroo	2010-11
Trent Milne	8	(100*)	Eighth Eleven	vs	Royal Park Reds	2011-12



Our Seconds Premiers! L-R:

Back: Lou Raffaele, Rex Bennett, Simon Thornton, Tom King, Adam Patchell, Jim Polonidis and Daniel Phillips.

Front: Peter Golding, Jack Newman, Channa De Silva, Michael Ozbun (12th) and Ben Thomas.

Batting Records

Record Partnerships

First Eleven

			Year
1st	W. Nolan	B. Nagel	204 1982-83
2nd	G. Courts	D. Jolley	271 1999-00
3rd	G. Peters	R. Lamberti	204 1993-94
4th	B. Loughron	G. Courts	188 1999-00
5th	R. Aiyappan	P. Felmingham	178 2009-10
6th	I. Denny	B. Loughron	178 1991-92
7th	I. Denny	M. Harvey	187 2000-01
8th	S. Marshall	T. Nagle	107 1990-91
9th	P. Wood	C. Netherclift	86 1977-78
10th	K. McManamny	R. Corollo	78 1977-78

Fifth Eleven

			Year
1st	J. Talone	M. Cumbo	162 2007-08
2nd	L. Raffaele	J. Polonidis	167 2008-09
3rd	S. Payton	J. Talone	147 2007-08
4th	P. O'Kane	S. Carbone	185* 2014-15
5th	S. Payton	J. de Niese	157 2008-09
6th	J. McKenzie	S. Ball	146* 2003-04
7th	T. King	S. Ward	91 2010-11
8th	S. Malone	L. Malone	71 2008-09
9th	I. Denny	S. Rayment	73 2014-15
10th	S. Thornton	D. Nagle	46 2013-14

Second Eleven

			Year
1st	D. Nagle	L. Raffaele	237 2009-10
2nd	D. Nagle	P. Felmingham	300 2006-07
3rd	C. DeSilva	B. Barber	141 2014-15
4th	M. Thomas	I. Denny	138 2006-07
5th	J. Polonidis	M. Cini	120* 2004-05
6th	S. Marshall	S. Golds	143 1997-98
7th	H. Webb-J'nson	M. Maaz	118* 2012-13
8th	M. Cini	P. Nicol	74 2001-02
9th	M. Walker	P. Nicol	62 2003-04
	P. O'Kane	Dn Comande	62 2013-14
10th	M. Cini	J. Bonfa	110 2001-02

Sixth Eleven

			Year
1st	D. Lawson	S. Ball	212 2008-09
2nd	S. Nickelson	B. Wood	184 2013-14
3rd	D. Terzini	M. Cini	144 2013-14
4th	Al Harry	M. Madden	178* 2008-09
5th	S. Carbone	P. Edwards	155 2014-15
6th	P. O'Kane	P. Edwards	105 2004-05
7th	S. Carbone	J. Felle	118 2013-14
8th	D. Chiera	L. Cov-Poole	54 2006-07
9th	P. Bonfa	P. Legato	50 2009-10
10th	S. Ball	R. Ball	70 2006-07

Third Eleven

			Year
1st	S. Cov-Poole	G. Pearson	188 2009-10
2nd	J. Talone	P. Brear	203 1994-95
3rd	P. Felmingham	Mt Gauci	171* 2008-09
4th	D. Terzini	J. Howard	177 2001-02
5th	L. Mayne	M. Intagliata	153 1980-81
6th	B. Sciacchitano	S. Williams	149 1997-98
7th	R. Breschkin	H. Jones	106 2003-04
8th	L. Luhm	P. Malcolm	102 2001-02
9th	A. Ijaz	P. Golding	110 2014-15
10th	P. Gardiner	D. Bartholomeuz	93 1998-99

Seventh Eleven

			Year
1st	S. O'Kane	P. Hobbs	125 2012-13
2nd	B. Thomas	A. Payton	82 2006-07
3rd	M. Thomas	S. Payton	162* 2006-07
4th	E. Blythe	S. Malone	175* 2014-15
5th	I. Denny	G. Peters	109* 2005-06
6th	J. Holt	J. Felle	87 2012-13
7th	J. Little	J. Nank-Sandor	68 2008-09
8th	R. Fairclough	J. Nank-Sandor	56 2008-09
9th	P. King	P. Taylor	49 2012-13
10th	S. Payton	S. O'Brien	31* 2006-07

Fourth Eleven

			Year
1st	D. Aloï	R. Larobina	168 1996-97
2nd	S. O'Kane	H. Webb-J'nson	172 2013-14
3rd	C. Gila	B. Sciacchitano	187 1991-92
4th	G. McKeown	J. Reitano	167 2001-02
5th	R. Larobina	B. Sciacchitano	161 1996-97
6th	S. Golds	C. Wright	158 2001-02
7th	S. Golds	M. Walker	172 2001-02
8th	S. Ball	B. Curran	124* 2009-10
9th	I. Denny	A. Cumming	85 2005-06
10th	J. Ansaldo	D. Phillips	71 2000-01

Eighth Eleven

			Year
1st	D. Lawson	J. Carroll	156 2006-07
2nd	J. Carroll	P. Rathod	123 2006-07
3rd	E. Clarke	P. Bonfa	104 2008-09
4th	A. Chaudhary	J. Wilford	84 2010-11
5th	Mk Gauci	S. O'Kane	112 2012-13
6th	M. Esmore	P. Bannister	41* 2012-13
7th	M. Spagna	J. McKenzie	84 2007-08
8th	D. Gorham	R. Gorham	58 2010-11
9th	M. Madden	J. De Niese	34 2006-07
10th	E. Greenfield	S. O'Brien	38 2006-07

 Club Record

Batting Records

Record Partnerships

Ninth Eleven

			Year
1st	J. Carroll	A. Cumming	76 2008-09
2nd	L. Raffaele	Da Brown	126 2008-09
3rd	Mk Gauci	K. Garland	87 2010-11
4th	A. Baldessarro	L. Marinelli	61 2008-09
5th	P. Golding	F. Tran	85 2007-08
6th	K. Kenny-Jones	S. Doriaswamy	94 2010-11
7th	D. Sapuppo	A. Chaudhary	69* 2010-11
8th	S. Rayment	N. Taylor	19 2008-09
9th	S. Ali	J. Johnston	59 2007-08
10th	J. Loy	C. Ardern	16 2009-10

Tenth Eleven

			Year
1st	D. Hutchison	G. Perussich	104 2009-10
2nd	G. Perussich	T. Memery	106 2009-10
3rd	D. Hutchison	K. Memery	64 2008-09
4th	T. Memery	R. O'Brien	72 2008-09
5th	G. Perussich	K. Tankard	46 2009-10
6th	Da Brown	D. Gorham	65 2009-10
7th	C. Koulouris	J. Martiniello	41 2008-09
8th	R. O'Brien	A. Coote	37 2008-09
9th	R. Gorham	S. O'Brien	23 2009-10
10th	G. Perussich	M. DiGiovine	51* 2009-10

MYCA Winter comp

			Year
1st	G. Malhotra	K. Kapoor	114* 2014
2nd	N. Madan	H. Webb-J'son/ M. Thomas	57 2014
3rd	D. D'Souza	A. Singh	58 2014
4th	M. Thomas	A. Chaudhary	92 2013
5th	N. King	B. Thomas	54 2013
6th	M. Maaz	A. Chaudhary	84 2013
7th	M. Maaz	B. Gannon	44 2013
8th	D. Leece	J. N'Veil-Sandor	26 2013
9th	N. King	J. Newman	20* 2014
10th	U. Farooq	M. Ozbun	26 2013

Women's First Eleven

			Year
1st	K. Johnston	T. Ha	77 2008-09
2nd	K. Johnston	T. Ha	34 2007-08
3rd	S. Marr	C. Ardern	92 2009-10
4th	S. Marr	C. Ardern	77* 2009-10
5th	N. McLachlan	S. Wilson	61 2008-09
6th	L. Muratore	S. Lawson	34* 2008-09
7th	N. Waites	J. de Niese	32 2008-09
8th	B. Tankard	A. Walker	63* 2008-09
9th	R. Brellis	V. Thorneycroft	20 2008-09
10th	J. Marr	B. Lawson	20 2009-10

Women's Second Eleven

			Year
1st	S. Marr	E. Marr	73 2008-09
2nd	S. Marr	T. Intagliata	79 2008-09
3rd	N. McLachlan	C. Ardern	42 2008-09
4th	N. McLachlan	C. Ardern	97 2008-09
5th	T. Armstrong	J. O'Brien	75 2009-10
6th	K. Johnston	J. O'Brien	59 2009-10
7th	J. O'Brien	J. Spagna	27 2009-10
8th	J. O'Brien	D. Ward	26 2009-10
9th	D. Ward	V. Moore	13 2009-10
10th	N. Waites	V. Moore	30 2009-10

Best Partnerships Season 14-15

			Grade
1st	D. Lawson	J. Talone	202 6ths
2nd	Mk Gauci	S. O'Kane	147 6ths
3rd	D. Lawson	D. Jukic	147 6ths
4th	S. Carbone	P. O'Kane	185 5ths
5th	S. Carbone	P. Edwards	155 6ths
6th	P. O'Kane	P. Edwards	105 6ths
7th	M. Thomas	T. Eden	95 1sts
8th	B. Thomas	F. Priestley	75 1sts
9th	P. Golding	A. Ijaz	110 3rds
10th	H. Sorrell	A. Cumming	32 4ths



A jubilant **Channa DeSilva** waves a stump to the crowd as the victorious Seconds Eleven premiership team leaves the field after taking the last wicket.

Bowling Records

Best Bowling

C. Netherclift	9/22; 8/36; 6/23; 6/34; 6/51; 5/38; 5/56; 5/73	J. Bonfa	6/11; 5/8; 5/14
S. Wellard	8/16; 5/48	R. Bell	6/11
J. Felle	8/29; 7/33; 7/58; 6/36; 6/38; 6/48; 5/14; 5/17; 5/26; 5/33; 5/48; 5/78; 5/87	D. Jukic	6/13; 5/4; 5/4
M. Maaz	8/32; 7/23	M. Intagliata	6/15; 6/28; 6/86
I. Denny	8/34; 8/58; 7/27; 7/45; 7/47; 7/83; 7/88; 5/4; 5/24; 5/46; 5/47; 5/51; 5/65; 5/65	J. Polonidis	6/15; 6/69; 5/52
T. Neville	8/36; 5/9; 5/15	J. Perera	6/17; 6/20; 6/26; 6/67
S. Phillips	8/44	P. McGuirk	6/18; 5/28; 5/44
D. Elliott	8/45; 6/40; 6/43; 5/15; 5/15	G. Johnson	6/19
T. Michail	8/56; 5/13	S. Westlow	6/21
M. Elliott	8/85	S. Watt	6/25; 5/71
B. Sciacchitano	8/88; 5/42	P. Nicol	6/25
R. Corollo	7/7; 6/7; 6/31; 6/41; 5/19; 5/21; 5/37; 5/41; 5/41; 5/45	A. Sherer	6/25
G. Irons	7/10; 7/41; 7/45; 7/84; 6/8; 6/29; 6/30; 5/29; 5/39; 5/42; 5/55	A. Patchell	6/26; 5/10; 5/39
C. Pridham	7/11; 6/35; 5/9; 5/47	A. Kalamaris	6/28
S. Thornton	7/12; 6/26; 5/50	T. Michail	6/28; 5/46; 5/53
S. Ball	7/13	J. Wilson	6/28
K. Gardiner	7/15; 7/33; 5/12; 5/40; 5/70; 5/73	I. Uddin	6/28; 6/81; 5/29
A. Chaudhary	7/19; 7/26; 5/31	J. O'Brien	6/29; 6/53; 5/33
M. Egan	7/20; 7/24; 5/65	J. Lopes	6/30; 5/26
B. Nagel	7/21; 7/38; 7/46; 5/18; 5/23; 5/30; 5/34; 5/35; 5/40; 5/48; 5/68; 5/72	I. Kolokithas	6/31; 5/5
K. McManamny	7/22; 7/31; 5/33; 5/40; 5/46; 5/47; 5/47; 5/49	K. Harding	6/32; 5/29; 5/36; 5/39
D. Phillips	7/25; 6/7; 6/36; 5/50	S. Golds	6/33
D. Nagle	7/27; 7/34; 7/40; 5/16; 5/31	A. Walker	6/34; 5/66
E. Blythe	7/29; 6/61; 6/62; 6/75; 5/15; 5/27; 5/37	P. O'Kane	6/36; 6/42; 6/50; 5/20; 5/37
G. Smith	7/31; 6/30; 6/31; 6/39; 5/53	P. Comino	6/40
G. Loh	7/32; 6/14	J. N'vell-Sandor	6/49; 5/8; 5/31
N. Ahmed	7/32; 5/35; 5/40; 5/67; 5/75	P. Cramer	6/51
D. Fitzpatrick	7/36	D. Bilsborow	6/56
T. Nagle	7/36; 7/52; 6/16; 6/31; 6/50; 5/14; 5/45	R. Doyle	6/58
Raj Sharma	7/41	D. Bailey	6/67; 5/43
S. Marshall	7/42	K. Munday	6/67
P. Taylor	7/43; 5/43; 5/57; 5/82	N. Brelis	5/5
F. Caruso	7/44	R. Storey	5/6; 5/6; 5/18; 5/18
B. Cormack	7/44	G. Perussich	5/6
C. Davidson	7/45; 5/14	S. O'Brien	5/7
B. Hallett	7/46; 5/14; 5/38; 5/52	S. O'Kane	5/8; 5/34
N. Walker	7/49; 5/61	M. Khaliq	5/9
S. Gray	7/50	W. Nicol	5/11
D. McLaggan	7/54; 5/9	P. Bevis	5/14
S. Allan	7/55; 6/29; 6/30	E. Nott	5/14
N. Henderson	7/56; 6/10; 6/74; 5/19; 5/26; 5/36	P. Williamson	5/14
P. Gardiner	7/60; 6/16; 6/27; 6/55; 5/32; 5/32; 5/46; 5/61; 5/62	J. Brelis	5/15
P. Felmingham	7/69	S. Ward	5/15; 5/31; 5/61
R. Naidu	7/69	R. Aiyappan	5/17; 5/26; 5/28
M. Schuliga	7/70; 6/8; 6/75; 5/21	R. Bennett	5/18
R. Taylor	7/70	C. Stafford	5/20
J. McKenzie	7/83; 6/26; 6/30; 6/34; 5/13; 5/22; 5/24	J. Bentivoglio	5/20
P. Carmen	6/7; 5/21; 5/31	M. Thomas	5/21; 5/23
Mk. Gauci	6/8; 6/39; 5/21	J. Van Loon	5/22; 5/42
J. Noonan	6/8	T. Gleeson	5/23; 5/57
P. Smith	6/11; 6/46; 5/10; 5/50; 5/51; 5/77	G. Thompson	5/23
		D. Rinaldi	5/23
		M. Walker	5/24; 5/40; 5/42; 5/43; 5/59
		T. Ha	5/24
		U. Farooq	5/24
		L. Malone	5/26
		N. McLachlan	5/27
		L. Buddhadasa	5/27
		M. Cini	5/28; 5/36

Bowling Records

Best Bowling (cont.)

P. Ornsby	5/29; 5/32	B. Fletcher	5/47
C. Baker	5/29	Dn Ryan	5/48
J. Newman	5/30	T. King	5/49
J. Ansaldo	5/30	B. Gannon	5/49; 5/60
Rh Sharma	5/30	L. McIntosh	5/51
L. Mayne	5/31	C. O'Haire	5/51
B. Velona	5/32	J. Thorneycroft	5/52
R. McLeod	5/35	P. Malcolm	5/54
P. Rathod	5/38	I. Potter	5/55; 5/57
F. Reitano	5/39	R. Harvey	5/55
A. Syme	5/40	J. Reitano	5/62
G. Campbell	5/43	D. Caligiuri	5/65
M. Harvey	5/45	M. O'Haire	5/67
G. Cornwill	5/46	J. Potter	5/69
N. Wright	5/46; 5/57	A. Grutteria	5/98

Includes:

- Full week by week back to 05/06.
- "Best bowling" figures each season for earlier seasons.
- Expanded best bowling from early seasons.



Victory is sweet for the Sixths. Celebrating the Premiership are (from left) Sam Carbone, Peter O'Kane, Sean O'Kane, Kevin Gardiner and Paul Hobbs.



England bound!

Moonee Valley players **Neil King** (left) and **Rex Bennett** made the Australian Over 60s team which toured England in the off season. They did what the Aussies couldn't do - won the series!

Batting Records

Most Boundaries in a Innings

Peter Brear	38	29 + 9	(218)	Third Eleven vs	Westmeadows	1994-95
Matt Gauci	35	24 + 11	(211*)	Fourth Eleven vs	Coolaroo	2006-07
Dean Lawson	34	#27 + 6	(205*)	Sixth Eleven vs	Burnside Springs	2014-15
Dean Lawson	31	24 + 7	(157)	Sixth Eleven vs	Buckley Park	2008-09
Allan Harry	29	23 + 6	(155*)	Sixth Eleven vs	Buckley Park	2008-09
Craig McBean	28	21 + 7	(161)	Third Eleven vs	Buckley Park	1987-88
Peter O'Kane	28	18 + 10	(151*)	Fifth Eleven vs	Flemington Colts	2014-15
Evan Blythe	28	24 + 4	(145*)	Seventh Eleven vs	Craigieburn	2014-15
Ian Denny	28	21 + 7	(146)	First Eleven vs	Haig Amateurs	2000-01
Ian Denny	27	17 + 10	(154)	First Eleven vs	Kealba Green Gully	1987-88
Arosha Perera	27	26 + 1	(150)	First Eleven vs	Werribee Centrals	2007-08
Arosha Perera	27	24 + 3	(157*)	First Eleven vs	Craigieburn	2008-09
Mark Gauci	27	22 + 5	(155)	Second Eleven vs	East Coburg	2001-02
Grant Moore	27	19 + 8	(138)	Third Eleven vs	Royal Park Reds	2000-01
Lou Raffaele	26	19 + 7	(169)	Second Eleven vs	Avondale Heights	2009-10
Charlie Gila	26	22 + 4	(138)	Third Eleven vs	Craigieburn	1991-92
Ian Denny	26	21 + 5	(153*)	Fourth Eleven vs	Aberfeldie	2011-12
David Roach	26	17 + 9	(164)	First Eleven vs	Avondale Heights	2009-10
Sandro Capocchi	25	17 + 8	(136)	Third Eleven vs	Barkly St.	2003-04
Paul Edwards	25	22 + 3	(137)	Sixth Eleven vs	Ascot Vale	2014-15
Ian Denny	25	21 + 4	(155*)	Sixth Eleven vs	Airport West-St Chr	2007-08
Ian Denny	24	14 + 9	(144)	Fifth Eleven vs	St Marys	2007-08
Michael Harvey	24	24 + 0	(171)	First Eleven vs	Campbellfield	1992-93
Shane Williams	24	15 + 9	(142)	Third Eleven vs	Tullamarine	1992-93
Warwick Nolan	24	21 + 3	(154)	First Eleven vs	Campbellfield	1996-97
H. Webb-Johnson	24	23 + 1	(151*)	Second Eleven vs	East Keilor	2012-13
Lou Raffaele	23	6 + 17	(170)	Fifth Eleven vs	Barkly St United	2009-10
Lou Raffaele	23	15 + 8	(124)	Sixth Eleven vs	Coolaroo	2010-11
Mark Gauci	23	20 + 3	(139)	Third Eleven vs	Haig Amateurs	2000-01
Sean O'Kane	23	10 + 13	(129)	Fourth Eleven vs	Campbellfield	2013-14
Matt Thomas	23	17 + 6	(126)	Second Eleven vs	Tullamarine	2006-07
Ian Denny	22	12 + 10	(139)	First Eleven vs	Buckley Park	1990-91
Glen Courts	22	21 + 1	(177)	First Eleven vs	Coburg Amateurs	1999-00
Shane Golds	22	21 + 1	(160)	Fourth Eleven vs	Haig Amateurs	2002-03
Matt Thomas	22	20 + 2	(131*)	Seventh Eleven vs	Pascoe Vale	2006-07
Dean Lawson	22	17 + 5	(124)	Sixth Eleven vs	Sydenham Hillside	2008-09
Steve Nickelson	22	15 + 7	(149)	Sixth Eleven vs	Pascoe Vale Cent.	2013-14
Sean O'Kane	22	13 + 9	(118*)	Sixth Eleven vs	Sydenham Hillside	2014-15
Ian Denny	21	13 + 8	(125)	First Eleven vs	Pascoe Vale	1987-88
David Jolley	21	19 + 2	(148)	First Eleven vs	Coburg Amateurs	1999-00
Glen Courts	21	19 + 2	(104)	First Eleven vs	Batman St. Marks	1999-00
Ian Denny	21	13 + 8	(121)	First Eleven vs	Glenroy	2000-01
Glen Courts	21	12 + 9	(115)	First Eleven vs	West Coburg	2000-01
Glen Courts	21	15 + 6	(109)	First Eleven vs	Pascoe Vale	2000-01
Mark Schuliga	21	15 + 6	(109)	Fourth Eleven vs	West Coburg	2000-01
David Jolley	21	20 + 1	(106)	First Eleven vs	Batman St. Marks	2001-02
Geoff McKeown	21	11 + 10	(130)	Fourth Eleven vs	Aberfeldie St. Johns	2001-02
Ian Denny	21	14 + 7	(136*)	Fourth Eleven vs	Royal Park Reds	2005-06
Ben Thomas	21	18 + 3	(110*)	Seventh Eleven vs	Haig Amateurs	2005-06
Ian Denny	21	14 + 7	(114)	Seventh Eleven vs	Sunshine YCW	2007-08
Mark Gauci	21	17 + 4	(100)	Sixth Eleven vs	Ascot Vale	2014-15

= a five

Batting Records

Most Runs Off One Over by a Moonee Valley batsman

Sean O'Kane	36	Sixth Eleven	vs	Greenvale	2014-15
Sean O'Kane	35	Seventh Eleven	vs	Royal Park Reds	2014-15
Sean O'Kane	34	Sixth Eleven	vs	Greenvale	2014-15
Jesse Felle	32	Fourth Eleven	vs	Moonee Valley 5ths	2006-07
Robert Semmens	30	Third Eleven	vs	Craigieburn	1987-88
Jesse Felle	28	Sixth Eleven	vs	Strathmore Heights	2006-07
Luke Brock	28	Fifth Eleven	vs	Pascoe Vale Centrals	2014-15
Matt Gauci	27	Fourth Eleven	vs	Coolaroo	2006-07
Ian Denny	26	First Eleven	vs	Donnybrook	1996-97
Matt Gauci	26	Fourth Eleven	vs	Gladstone Park	1997-98
Adrian Giordano	26	Third Eleven	vs	Ascot Vale	2005-06
Khalid Hassan	26	First Eleven	vs	RMIT	2014-15
Peter O'Kane	26	Fifth Eleven	vs	Flemington Colts	2014-15
Peter O'Kane	25	Sixth Eleven	vs	West Coburg	2014-15
Vikash Chand	25	Eighth Eleven	vs	Rockbank	2006-07
Ian Denny	25	Seventh Eleven	vs	Sunshine YCW	2007-08
Dean Lawson	25	Fourth Eleven	vs	Greenvale	2011-12
Dean Jukic	24	Seventh Eleven	vs	Royal Park Reds	2014-15
Sean O'Kane	24	First Eleven	vs	Avondale Heights	2009-10
Lou Raffaele	24	Fifth Eleven	vs	Sunshine Heights	2011-12
Matt Gauci	24	Seventh Eleven	vs	St Mary's	2005-06
Matt Gauci	23	Fourth Eleven	vs	Coolaroo	2006-07
Sean O'Kane	23	Third Eleven	vs	St Andrews	2008-09
Sean O'Kane	22	Seventh Eleven	vs	St Francis	2014-15
Arosha Perera	22	First Eleven	vs	Craigieburn	2008-09
David Roach	22	First Eleven	vs	Avondale Heights	2009-10
Lou Raffaele	22	Sixth Eleven	vs	Coolaroo	2010-11
Steve Nickelson	22	Sixth Eleven	vs	Pascoe Vale Centrals	2013-14
Mark Madden	21	Eighth Eleven	vs	Pascoe Vale	2006-07
Ian Denny	21	Ninth Eleven	vs	St Andrews	2007-08
Jesse Felle	21	Fifth Eleven	vs	East Coburg	2008-09
Dean Lawson	21	Fourth Eleven	vs	Flemington Colts	2012-13
Mark Gauci	20	Ninth Eleven	vs	Brunswick	2010-11
Pat Felmingham	20	First Eleven	vs	Jacana	2014-15
Channa DeSilva	20	Second Eleven	vs	Flemington	2014-15
Sean O'Kane	20	Sixth Eleven	vs	Sydenham Hillside	2014-15
Paresh Rathod	20	Second Eleven	vs	Aberfeldie Park	2006-07
Lou Raffaele	20	Sixth Eleven	vs	Coolaroo	2010-11
Geoff McKeown	20	First Eleven	vs	Keilor Park	2010-11
Trent Milne	20	Eighth Eleven	vs	Royal Park Reds	2011-12

Season Review 2014/15

(continued from Page 2)

And we pushed hard for an outright in Round 14 against Aberfeldie Park, but were again denied the final wicket that would have given us the four extra points and entrée to the finals – as we finished the season on 92.16 points, just 2.56 points shy of fourth spot. Losing Rounds 11, 12 and 13 had hurt us after we were comfortably in the top four, so it's hard to blame one wicket in the last round for our absence from the finals.

Our Premierships

The Seconds and the Sixths weren't just premiers – they were champions as well. Both teams went through the season undefeated to earn that tag, although both had their tense moments in the finals – and the Seconds having to turn a first innings loss in the Grand Final into a reverse outright win.

We had the benefit of home semis and home Grand Finals for both teams, courtesy of top-of-the-ladder finishes. But neither team had an easy path through the finals, and both had to scrap just to make the main game.

The Sixths were 5/65 in the semi against Jacana, before fighting knocks from Dean Jukic (68), Sam Carbone (32) and Brett Curran (32no) enabled us to get to a more comfortable 222 off 59 overs. Had Jacana kept all 10 wickets intact until stumps, it would have approached Day 2 with great confidence. But 3/19 down at the overnight break it was a different mindset on the Sunday, and we rolled them for 131.

*Continued, Page 42

Bowling Records

Hat Tricks

<i>Colin Netherclift</i>	<i>First Eleven</i>	<i>vs</i>	<i>Campbellfield</i>	<i>1975-76</i>
<i>Bill Nagel</i>	<i>First Eleven</i>	<i>vs</i>	<i>Oak Park</i>	<i>1975-76</i>
<i>Robert Corollo</i>	<i>Second Eleven</i>	<i>vs</i>	<i>Keilor Park</i>	<i>1980-81</i>
<i>Gary Johnson</i>	<i>Third Eleven</i>	<i>vs</i>	<i>Tullamarine</i>	<i>1990-91</i>
<i>Ian Denny</i>	<i>First Eleven</i>	<i>vs</i>	<i>Gladstone Park</i>	<i>1994-95</i>
<i>Brendon Knowles</i>	<i>Third Eleven</i>	<i>vs</i>	<i>Westmeadows</i>	<i>1994-95</i>
<i>Jim Polonidis</i>	<i>Second Eleven</i>	<i>vs</i>	<i>Oak Park</i>	<i>1995-96</i>
<i>Ian Denny</i>	<i>First Eleven</i>	<i>vs</i>	<i>West Coburg</i>	<i>1998-99</i>
<i>Shane Golds</i>	<i>Fourth Eleven</i>	<i>vs</i>	<i>Port Phillip Combine</i>	<i>1999-00</i>
<i>William Lai</i>	<i>Third Eleven</i>	<i>vs</i>	<i>Aberfeldie St. Johns</i>	<i>2002-03</i>
<i>Michael Cumbo</i>	<i>Fifth Eleven</i>	<i>vs</i>	<i>The Socials</i>	<i>2003-04</i>
<i>Tim Fisher</i>	<i>Fourth Eleven</i>	<i>vs</i>	<i>Moonee Valley 5ths</i>	<i>2006-07</i>
<i>Andrew Payton</i>	<i>Sixth Eleven</i>	<i>vs</i>	<i>Balmoral</i>	<i>2007-08</i>
<i>Beau Velona</i>	<i>Eighth Eleven</i>	<i>vs</i>	<i>Ascot Vale</i>	<i>2008-09</i>
<i>Daniel Phillips</i>	<i>Second Eleven</i>	<i>vs</i>	<i>Flemington</i>	<i>2008-09</i>
<i>Craig Pridham</i>	<i>First Eleven</i>	<i>vs</i>	<i>Taylor's Lakes</i>	<i>2009-10</i>
<i>Bede Gannon</i>	<i>Fifth Eleven</i>	<i>vs</i>	<i>Sunshine Heights</i>	<i>2011-12</i>
<i>Bob Sciacchitano</i>	<i>Seventh Eleven</i>	<i>vs</i>	<i>Barkly Street Uniting</i>	<i>2011-12</i>
<i>James Thorneycroft</i>	<i>Sixth Eleven</i>	<i>vs</i>	<i>Burnside Springs</i>	<i>2011-12</i>
<i>Peter O'Kane</i>	<i>Third Eleven</i>	<i>vs</i>	<i>Reds</i>	<i>2013-14</i>



Above: Our Barooga team after the final match: L-R. Back - Neil King, Brian Furlong, Mark Gauci, Adam Patchell, James Holt, Steve Smales and Daniel Phillips. Front - Dean Jukic, Sean O'Kane, Allan Cumming and Charlie Walker.

Bowling Records

Most Wickets in a Season

49 Neil Henderson	1971-72
48 Colin Netherclift	1971-72
44 Ian Denny	1989-90
44 Danny Fitzpatrick	1996-97
43 Jude Perera	1990-91
43 Ian Denny	1992-93
43 Jesse Felle	2012-13
42 Evan Blythe	2009-10
40 Gary Irons	1990-91
40 Darren Nagle	1994-95
40 Ian Denny	1995-96
40 Steve Allan	1999-00
40 Kane Harding	2008-09
39 Mark Schuliga	2004-05
39 John O'Brien	2008-09
39 Adam Patchell	2014-15

Most Wickets in a Match

Brian Hallett	Third Eleven	vs Gladstone Park	12 wickets	1983-84
Colin Netherclift	First Eleven	vs Broadmeadows	11 wickets	1971-72
Jim McKenzie	Second Eleven	vs Buckley Park	11 wickets	1993-94
Jesse Felle	Seventh Eleven	vs Pascoe Vale Central	11 for 55	2012-13
Nasir Ahmed	First Eleven	vs East Keilor	11 for 69	2013-14
Peter Gardiner	First Eleven	vs St. Christophers	10 wickets	1978-79
Jim McKenzie	Fourth Eleven	vs Keilor Park	10 wickets	1984-85
Ian Denny	First Eleven	vs Kealba Green Gully	10 wickets	1992-93
Darren Nagle	First Eleven	vs Hadfield	10 wickets	1994-95
Steve Allan	First Eleven	vs West Coburg	10 wickets	1999-00

Most Wickets in a Senior Over

Neil Henderson	First Eleven	vs Avondale Heights	4 wickets	1971-72
Robert Corollo	Second Eleven	vs Keilor Park	4 wickets	1980-81
Pat Taylor	Sixth Eleven	vs Merlynston-Hadfield	4 wickets	2010-11

Season Review 2014/15

(continued from Page 40)

The Seconds also had a tight call on the turf wicket. Flemington was rolled for 98 thanks to a four-wicket haul from Adam Patchell, and Moonee Valley was all out for 170 after 20 overs of Day 2. It all looked quite comfortable.

But Flemington came out bats blazing for its second dig, and made 5/179 declared off just 23 overs – leaving us to either score 107 runs or see off 36 overs. It was tight at the end, with Channa DeSilva (38) and Daniel Phillips (24) our only players into double figures as we finished on 8/100. Our win on the first innings got us through.

The Grand Finals were also nail-biters. The Sixths recovered from 6/179 to post 263, thanks to a century from Sean O'Kane and fighting 59 from Paul Edwards. West Coburg then surged to 0/60 off the last 10 overs of the day. It was a different Moonee Valley on Day 2. Skipper Mark Gauci and Peter O'Kane bowled 40 overs unchanged from the start of the day to have West Coburg 6/164, then Sean O'Kane replaced his brother to wrap up the last four wickets and win the flag.

The Seconds had an innings to forget on Day 1 of their Grand Final – all out for 73. But strangely, Maribyrnong Park/St Marys crawled to 2/42 by stumps off 25 overs – and one of the openers still hadn't scored. They were just as slow on Day 2, and batted us back into the game if we were good enough – 93 runs behind on the first innings.

We were back in the black at the end of Day 2 – in effect 2/31, with a ball that was 40 overs old and not causing any problems. The second weekend was crucial. Moonee Valley posted a magnificent 9/343 declared in our second dig on the back of 84 from Channa DeSilva and 81 from skipper Jim Polonidis – a lead of 250.

We had them on the run. They were all out for 141 off 46 overs and the premiership was ours.

***Continued, Page 43**

Winter Competition statistics for Season 2014

Player	Games	Runs	Innings	Comp Inns	Bat Ave	High score	Catches-	WK ct/st	Ducks	Overs	Maidens	Wkts	Runs agst	Bowl Ave	Best
Bannister, Mick	3	3	2	0	-	3no	1	-	0	-	-	-	-	-	-
Barber, Bill	1	51	1	0	-	51no	-	-	0	2.0	0	1	5	5.00	1/5
Cafari, Anthony	6	30	5	4	7.50	16	2	-	1	26.4	4	7	134	19.10	3/18
Carbone, Sam	5	44	3	3	14.67	35	1	-	1	-	-	-	-	-	-
Comande, Daniel	5	44	5	4	11.00	26	3	-	0	13.0	3	3	78	26.00	2/23
Cumbo, Michael	1	3	1	0	-	3no	-	-	0	-	-	-	-	-	-
De Niese, Jacob	1	8	1	1	8.00	8	-	-	0	-	-	-	-	-	-
D'Souza, Dahlin	1	46	1	1	46.00	46	2	-	0	-	-	-	-	-	-
Gannon, Bede	9	82	7	6	13.67	22	2	2	0	34.0	6	10	169	16.90	4/23
Gauci, Mark	1	3	1	1	3.00	3	-	-	0	4.0	0	0	25	-	0/25
Golding, Peter	7	4	3	2	2.00	3	4	2	1	-	-	-	-	-	-
Jeremiah, Vimalan	1	6	1	0	-	6no	1	-	0	4.0	1	1	14	14.00	1/14
Kapoor, Kern	11	255	11	9	28.33	51no	4	-	1	50.2	3	12	253	21.10	4/5
King, Neil	4	14	3	2	7.00	6no	-	-	0	1.0	0	0	11	-	-
Leece, David	1	28	1	1	28.00	28	-	-	0	-	-	-	-	-	-
Madan, Nitin	4	95	3	2	47.50	50no	1	-	0	19.3	0	6	89	14.80	3/16
Malhotra, Gaurav	7	137	7	6	22.83	50no	-	-	1	-	-	-	-	-	-
Newman, Jack	8	23	5	4	5.75	11no	4	-	1	33.0	1	11	183	16.60	5/30
Ozbun, Michael	10	42	7	5	8.40	20	4	-	0	-	-	-	-	-	-
Patchell, Adam	7	14	3	3	4.67	7	1	-	0	39.4	6	18	169	9.40	5/10
Pridham, Craig	1	35	1	1	35.00	35	1	-	0	6.2	2	3	24	8.00	3/24
Singh, Amandeep	9	158	8	6	26.33	50	5	-	1	53.2	8	18	201	11.20	3/12
Thomas, Ben	10	132	8	6	22.00	52no	2	1	1	-	-	-	-	-	-
Thomas, Matthew	6	129	6	5	25.80	50	2	-	0	20.0	1	4	63	15.80	2/4
Webb-Johnson, Heath	1	18	1	1	18.00	18	1	-	0	2.0	0	0	15	-	-

Season Review 2014/15

(continued from Page 42)

Condolences

We welcomed a group of RMIT students who we found having a kick of footy at Ormond Park on one of our early season training nights, and they joined our Club and played across a range of grades.

Sadly, Alex Ross played just two games with us before he was tragically killed in a car accident. Like his mates, Alex had a country cricket background, and certainly knew how to play. He may have only played two games, but he was a member of our Moonee Valley family, and our Club readily agreed when his mates asked about putting together a tribute game for Alex in the Sevenths.

Eleven of Alex's mates took the field against Coburg in the last round before the finals, with Alex fittingly also named on the team sheet. We didn't win, but we did Alex proud, with the team captained by his close mate Paddy Shelton coming up two runs short – 102 chasing 8/104. Players from all our grades wore black armbands to honor a clubmate – even though not many of us actually got to play a game with Alex.

The wider cricket community also had two poignant moments during the 2014/15 season – the death of Australian Test cricketer Phillip Hughes on the field in November, and the passing of past Test captain and commentary doyen Richie Benaud on April 10.

The whole cricketing world stopped in the days and weeks after Phillip Hughes died after being hit by a bouncer in Sydney on November 25. Players young and old around the world wore black armbands in the following weekend's games, and players quickly developed a unique way of paying their respects to a fallen comrade - putting their bats and hats out. Moonee Valley cricketers joined in this display of unity, and the display of bats from our First Eleven players outside the Ormond Park clubrooms for our match against RMIT on November 29 was a poignant reminder of the frailties of the sport we love.

Ditto with Richie Benaud, when our team for the opening round of the winter comp wore black armbands in his honour, without the MYCA having asked clubs to make this gesture.

***Continued, Page 44**

Batting Records

Most Runs in a Season

806 Neil Henderson	1971-72	622 Warwick Nolan	1982-83
799 Bill Nagel	1982-83	618 Glen Courts	1999-00
739 Sean O'Kane	2014-15	615 Mario Tenace	1996-97
658 Michael Harvey	1994-95	614 Robert Lamberti	1990-91
654 Arosha Perera	2008-09	611 Ian Denny	1989-90
636 Glen Courts	2000-01	604 Arosha Perera	2009-10
634 Ian Denny	1995-96	595 Lou Raffaele	2013-14
632 Mark Gauci	2013-14	565 Lou Raffaele	2009-10
632 Dean Lawson	2014-15	563 Arosha Perera	2007-08
627 Shane Golds	2001-02	559 Darren Nagle	2006-07

Season Review 2014/15

(continued from Page 43)

Matt leads all-comers

First Eleven players Matt Thomas and Pat Felmingham were selected in the 2014/15 VTCA team of the year for the North B Division.

Matt was also given the honor of captaining the team - which was selected by all the captains in our grade.

The selections came on the back of an excellent season with both bat and ball from Matt, and a punishing display of power hitting by Pat, particularly in the first half of the season. Pat was also voted in as keeper in the team. Matt was selected to bat at No. 6 in the team, with Pat following him at No. 7 - and you would be hard-pressed to find a harder-hitting wicketkeeper coming in down the order.

Matt made 358 runs @ 29.83 runs in the Firsts, while Pat powered to 407 runs @ 29.07, with an imperious 99 as his top score.

Matt, who also took 27 wickets @ 15.52 to win the Moonee Valley First Eleven bowling average, also took out our Club Champion award for the second year running.

Joe and John to 300 games

Moonee Valley legends John Talone and Joe Ansaldo played their 300th games together on December 6, and it was fitting that they brought up their milestone at our Ormond Park home ground.

They are both ornaments to the game and to our Club, and the milestone match against Sydenham Hillside in the North West Metropolitan Cricket Association's Barron Shield grade gave them a memorable opportunity to celebrate their milestone.

They're both Premiership players - Joe saluting for the first time only last season, and John getting a medal again in 2014/15 in the Sixths - and have made significant contributions to Moonee Valley both on and off the field.

John was Club Secretary for a record 14 seasons during our heyday, when the Valleys won flags at will, and is still contributing by running our Milo In2Cricket program to give youngsters their first step in our great sport of cricket.

Joe is a past committee member, and famous as Riverboat Joe for his wonderful poker night fundraisers. Only two other Valley players have reached the 300-game milestone - Darren "Spud" Nagle and Ian "Egbert" Denny. Their Sixths teammates got with Joe and John in our change rooms along with the First Eleven players who were on the turf ground, and heard from Club legends Darren Nagle and Sandro Capocchi about their great contribution to Moonee Valley. We also received plenty of messages of support to pass on to them, including from Club founder Ray Storey and 300-gamer Ian Denny.

The Sixths "did it" for the milestone players, rolling Sydenham Hillside for 108 in 33 overs. Joe Ansaldo took 1/34 off his seven overs, with several dropped catches harming his figures. John bowled one over for a miserly two runs. John also had the honour of opening our innings with the great Mick Harvey, and carried his bat for an unbeaten 36 as we passed the score two wickets down after 17 overs. It was a fitting end to a memorable occasion.

Other big milestones

Club stalwart Danny Terzini brought up his 250th game, and shows no signs of slowing down. He's at short odds to become our next 300-game player.

Kevin Gardiner and Mark Cini became the 18th and 19th players in our illustrious history to bring up the 200-game milestone.

Mark Gauci and Danny Terzini reached 5000 runs, and Dean Lawson notched up 3000 runs on the back of an imperious 205not out.

Dean Jukic and Bede Gannon notched up their 200-wicket milestones. Murray Walker became the third player from our junior program to reach 150 senior wickets, behind Jesse Felle and Bede Gannon.

The Thomas brothers, Matt and Ben have been neck-and-neck for the past few seasons with their games tally, and both reached the 150-game mark during the season. Ben's durability with injury has been a clincher. Ben entered the 2014/15 season on 142 games to Matt's 140, but by the end of the campaign, with a couple of winning finals under his belt, Ben had widened the gap to five games.

***Continued, Page 72**

Bowling Records

Most Overs for Moonee Valley

<i>Ian Denny</i>	3837	overs	<i>Wayne Nicol</i>	872	overs
<i>Gary Irons</i>	2777	overs	<i>Sandro Capocchi</i>	852	overs
<i>Darren Nagle</i>	2660	overs	<i>Keith McManamny</i>	851	overs
<i>Jim McKenzie</i>	2208	overs	<i>Tim Fisher</i>	829	overs
<i>Peter Gardiner</i>	1863	overs	<i>Norm Wright</i>	790	overs
<i>Jim Polonidis</i>	1821	overs	<i>Simon Thornton</i>	758	overs
<i>Terry Nagle</i>	1782	overs	<i>Doug McLaggan</i>	756	overs
<i>Mick Intagliata</i>	1655	overs	<i>Murray Walker</i>	744	overs
<i>Paul Nicol</i>	1572	overs	<i>Joe Ansaldo</i>	744	overs
<i>Bill Nagel</i>	1512	overs	<i>Pat Taylor</i>	708	overs
<i>Jesse Felle</i>	1444	overs	<i>Colin Netherclift</i>	694	overs
<i>Joe Bonfa</i>	1409	overs	<i>Peter Boulouxis</i>	675	overs
<i>Kevin Gardiner</i>	1409	overs	<i>Steven Ball</i>	675	overs
<i>Danny Fitzpatrick</i>	1282	overs	<i>Terry Michail</i>	674	overs
<i>Darryl Elliott</i>	1192	overs	<i>Robert Corollo</i>	660	overs
<i>Peter Smith</i>	1187	overs	<i>Eddie Nott</i>	658	overs
<i>Mark Cini</i>	1090	overs	<i>George Loh</i>	657	overs
<i>Bede Gannon</i>	1043	overs	<i>Scott McLeod</i>	655	overs
<i>Marty Egan</i>	1013	overs	<i>Daniel Phillips</i>	638	overs
<i>Mark Schuliga</i>	1011	overs	<i>Jesse Nankivell-Sandor</i>	637	overs
<i>Dean Jukic</i>	979	overs	<i>Ian Potter</i>	630	overs
<i>Mark Gauci</i>	935	overs	<i>Tom Neville</i>	623	overs
<i>Gary Johnson</i>	927	overs	<i>Shane Phillips</i>	622	overs
<i>Shane Westlow</i>	919	overs	<i>Dino Sapuppo</i>	603	overs
<i>Geoff Smith</i>	905	overs	<i>Rajan Aiyappan</i>	590	overs
<i>Evan Blythe</i>	886	overs	<i>Craig Pridham</i>	582	overs
<i>Bob Sciacchitano</i>	885	overs			



Left: Enjoying our Christmas party.
From left: Nick Brellis, Paddy Shelton, Justin Trowell and Charlie Jackson.

Team Records

First XI Batting

Highest Ever MVCC Score

439 vs Haig Amateurs

MMVCA A Turf
2000-01

G. Courts	46
D. Nagle	13
M. Harvey	92
T. Gleeson	0
S. Capocchi	50
Mt. Gauci	5
D. Jolley	19
I. Denny	146
S. Allan	42
D. Campbell	7 no
M. Elliott	0
Sundries	19
<u>TOTAL</u>	<u>439</u>

Lowest Ever MVCC Score

30 vs Flemington

VTCA North B1
2002-03

T. Gleeson	4
G. McKeown	3
D. Jolley	0
M. Harvey	6
Mt. Gauci	0
D. Jukic	0
M. Cini	7
D. Nagle	1
I. Denny	7
P. Nicol	0
R. Bennett	0 no
Sundries	2
<u>TOTAL</u>	<u>30</u>

Best MVCC Chase

319 vs Buckley Park

NWCA Luscombe Shield
1997-98

**** CLUB RECORD ****

M. Harvey	111
C. Brown	37
W. Nolan	48
I. Denny	15
G. Peters	46
M. Wakeling	33
D. Nagle	14 no
S. Capocchi	0 no
P. Nicol	
S. McLeod	
J. Polonidis	
Sundries	18
<u>6 for</u>	<u>322</u>

Most Sixes in Team's Innings

20 vs West Coburg

MMVCA A Turf
2000-01

9	Glen Courts
6	Matt Gauci
2	David Jolley
2	Michael Harvey
1	Adam Chapple

Team Records

Second XI Batting

Highest Ever MVCC Score

453 vs Tullamarine

VTCA North B2
2006-07

S. Capocchi	82
J. Polonidis	82
D. Phillips	29
M. Thomas	126
I. Denny	67
D. Jukic	0
J. Maginness	17 no
M. Cini	18 no
P. Rathod	
D. Terzini	
I. Kolokithas	
Sundries	27
<u>6 for</u>	<u>453</u>

Lowest Ever MVCC Score

6 vs Taylors Lakes

VTCA North A2
2012-13

**** CLUB RECORD ****

C. Bibby	0
D. Comande	0
H. Webb-Johnson	1
G. Pearson	2
B. Velona	0
R. Salar-Uddin	0
S. Ward	1
T. King	0
P. Bannister	1
M. Cini	1
B. Gannon	0 no
Sundries	0
<u>TOTAL</u>	<u>6</u>

Best MVCC Chase

291 vs Tullamarine

VTCA North B2
2006-07

S. Capocchi	82
J. Polonidis	82
D. Phillips	29
M. Thomas	126
I. Denny	67
D. Jukic	0
J. Maginness	17 no
M. Cini	18 no
P. Rathod	
D. Terzini	
I. Kolokithas	
Sundries	27
<u>6 for</u>	<u>453</u>

Most Sixes in Team's Innings

11 vs East Coburg

MMVCA B Turf
2001-02

5	Mark Gauci
5	Damien Bilsborow
1	Dean Jukic

Team Records

Second XI Bowling

Lowest Ever Opposition Score

37 vs Westmeadows

VTCA North B2
2004-05

	O	M	W	R
T. Gleeson				
Mt. Gauci	7	- 2	- 3	- 11
J. Polonidis				
P. Nicol				
H. Jones	4	- 2	- 1	- 5
M. Cini	10	- 7	- 2	- 3
D. Terzini				
K. Munday				
M. Walker	6	- 1	- 2	- 12
P. Smith	0.2	- 0	- 1	- 0
T. Fisher				
Sundries				6
TOTAL				37

Highest Ever Opposition Score

445 vs Moomba Park

NWCA Stringer Shield
1996-97

B. Sciacchitano	13	- 0	- 2	- 57
I. Sutherland				
J. Bonfa	20	- 3	- 2	- 72
S. Marshall				
M. Wakeling				
P. Boulouxis	26	- 5	- 2	- 66
F. Phillips				
D. Elliott	24	- 3	- 2	- 71
S. McLeod	5	- 1	- 2	- 14
G. Irons	25	- 3	- 0	- 86
J. McKenzie	26	- 5	- 0	- 60
Sundries				19
TOTAL				445

Best MVCC Defence

58 vs Strathmore

EBKCA E Grade
1975-76

**** CLUB RECORD ****

A. Sutherland				
P. Gardiner	10	- 6	- 2	- 7
P. McGuirk	8	- 3	- 4	- 21
T. Coco	4	- 2	- 3	- 5
B. O'Reilly				
R. Cornwill				
B. Moore				
K. Gardiner				
P. Wood				
I. Sutherland				
G. Barnes				
Sundries				5
TOTAL				38

Team Records

Third XI Batting

Highest Ever MVCC Score

427 vs Haig Amateurs

MMVCA B Mats
2000-01

J. Talone	43
G. Moore	0
Mk. Gauci	139
E. Caccamo	0
D. Terzini	48
R. Taylor	29
M. Cini	5
D. Phillips	66 no
K. Munday	45
B. Sciacchitano	22 no
J. McKenzie	
Sundries	30
	<u>8 for 427</u>

Lowest Ever MVCC Score

36 vs Sunshine Heights

VTCA North D2 Sunday grade
2011-12
Semi Final

L. Raffaele	3
D. Hutchison	0
L. Marinelli	2
D. Jukic	3
D. Phillips	14
J. O'Brien	2
M. Cini	0
V. Mehta	1
D. Sapuppo	5
G. Loh	4
P. Golding	1 no
Sundries	1
	<u>TOTAL 36</u>

Best MVCC Chase

283 vs St. Marys

MMVCA A Mats
2001-02

J. Talone	2
D. Phillips	24
G. Moore	12
D. Terzini	102
J. Willee	37 no
J. Howard	100 no
R. Bell	
M. Schuliga	
T. Taylor	
S. Frenette	
P. Smith	
Sundries	20
	<u>4 for 297</u>

Most Sixes in Team's Innings

15 vs Pascoe Vale

EBKCA C Grade
1991-92

9	Peter Rogan
2	Steve Battison
2	Peter Morrison
2	Shane Williams

Team Records

Third XI Bowling

Lowest Ever Opposition Score

30 vs Moonee Valley Fifths
VTCA North D2 Sunday Grade
2011-12

	O	M	W	R				
<i>Mk Gauci</i>								
<i>D. Hutchison</i>								
<i>M. Cumbo</i>								
<i>J. O'Brien</i>								
<i>G. Loh</i>	8	-	1	-	6	-	14	
<i>P. Taylor</i>								
<i>M. Klomp</i>								
<i>D. Sapuppo</i>								
<i>S. Thornton</i>	8	-	1	-	2	-	16	
<i>P. Golding</i>								
<i>L. Raffaele</i>								
<i>Sundries</i>							0	
TOTAL	<hr/>							30

Highest Ever Opposition Score

383 vs Aberfeldie St. Johns
MMVCA A Mats
2001-02

<i>J. Talone</i>								
<i>G. Moore</i>	15	-	4	-	1	-	40	
<i>D. Bilsborow</i>								
<i>J. Howard</i>	1	-	0	-	0	-	17	
<i>D. Terzini</i>	8	-	0	-	1	-	43	
<i>J. Willee</i>								
<i>T. Taylor</i>	15	-	0	-	1	-	78	
<i>S. Frenette</i>	4	-	0	-	2	-	14	
<i>L. Luhm</i>	13	-	0	-	3	-	87	
<i>P. Smith</i>	15	-	1	-	1	-	61	
<i>W. Lai</i>	2	-	0	-	1	-	34	
<i>Sundries</i>							9	
TOTAL	<hr/>							383

Best MVCC Defence

123 vs East Keilor
EBKCA E Grade
1981-82

<i>J. Jinadasa</i>								
<i>R. Doyle</i>	8	-	2	-	0	-	16	
<i>J. Sabato</i>								
<i>K. Gardiner</i>	14	-	7	-	5	-	9	
<i>M. Intagliata</i>	18	-	8	-	1	-	19	
<i>F. Lombardo</i>								
<i>F. Caruso</i>	23	-	14	-	4	-	26	
<i>A. Mayne</i>								
<i>P. Ornsby</i>								
<i>M. Bevis</i>								
<i>D. Staggard</i>								
<i>Sundries</i>							19	
TOTAL	<hr/>							89

Team Records

Fourth XI Batting

Highest Ever MVCC Score

387 vs Campbellfield

EBKCA F Grade
1994-95

R. Storey	35
E. Nott	144
D. Terzini	51
S. Storey	88
P. Gardiner	40
R. Lallcaffini	0
D. McLaggan	2 no
J. Nicol	7 no
H. Charalambous	
C. Doherty	
W. Knill	
Sundries	30
	<u>6 for 387</u>

Lowest Ever MVCC Score

34 vs West Coburg

MMVCA B Mats
2004-05

M. Cumbo	3
J. Clarke	4
A. Walker	0
A. Tennenini	7
J. Talone	0
J. Felle	6
N. Walker	4
A. Cumming	0
K. Gardiner	0
C. Rule	4
D. Ayers	0 no
Sundries	6
	<u>TOTAL 34</u>

Best MVCC Chase

295 vs West Coburg

MMVCA C Mats
2000-01

G. McKeown	67
S. Golds	22
M. Cumbo	0
C. Wright	8
M. Schuliga	117
S. Westlow	4
R. Bell	18
C. Jobson	16
C. Rule	6
J. Ansaldo	4 no
J. Reitano	
Sundries	34
	<u>9 for 296</u>

Most Sixes in Team's Innings

21 vs Campbellfield
NWMCA Barron Shield (7th Grade)
2013-14

13 Sean O'Kane
5 Heath Webb-Johnson
3 Dean Jukic

Team Records

Fifth XI Batting

Lowest Ever Opposition Score

29 vs Craigieburn
 NWMCA Musgrove Shield (7th grade)
 2011-12

	O	M	W	R
D. Lawson				
G. Perussich				
B. Curran				
P. Hobbs				
S. Ball				
P. Wright	4	2	2	5
D. Nagle				
J. Talone				
S. Herbert	5	2	2	5
K. Gardiner	3	1	2	2
L. Curran	3.3	0	2	17
Sundries				0
	<u>TOTAL</u>			<u>29</u>

Highest Ever Opposition Score

402 vs St. Mary's
 MMVCA C Mats
 2006-07

W. Lai	1	0	0	14
O. Benson	10	1	2	40
A. Purificato	9	0	2	55
F. Tran	12	3	0	38
S. Blandford				
T. Fisher	21	4	2	68
J. Nicol	1	0	0	22
J. Ansaldo	3	0	0	35
J. Costigan	10	0	0	69
S. Rayment	3	0	0	30
No 11th Player				
Sundries				31
	<u>7 for</u>			<u>402</u>

Best MVCC Defence

112 vs Pascoe Vale
 EBKCA E Grade
 1993-94

D. Caton				
D. Purcell				
J. Talone				
W. Knill				
S. Phillips				
P. Gardiner	20	7	4	43
J. Polonidis	11	0	2	42
R. Storey	9	1	4	23
D. Terzini				
S. Storey				
A. Mayne				
Sundries				3
	<u>TOTAL</u>			<u>111</u>

Team Records

Fifth XI Batting

Highest Ever MVCC Score

325 vs Barkly Street Uniting

MMVCA B Mats
2009-10

L. Raffaele	170
J. Maginness	2
P. Felmingham	40
B. Thomas	22
D. Terzini	42
B. Gannon	7
M. Cini	16
D. Sapuppo	3 no
S. Coventry-Poole	2 no
P. King	
P. Taylor	
Sundries	21
<u>7 for</u>	<u>325</u>

Lowest Ever MVCC Score

29 vs Pascoe Vale United

MMVCA One Day Grade Div. 1
2003-04

S. Dunn	0
D. Cosgriff	0
P. King	3
J. McKenzie	4
M. Madigan	0
P. Fenaughty	5
S. Ball	4
N. Walker	0
A. Thomas	5
G. Walker	2 no
D. Graetz	0
Sundries	6
<u>TOTAL</u>	<u>29</u>

Best MVCC Chase

253 vs East Coburg

MMVCA C Mats
2007-08

P. King	6
F. Reitano	28
S. Payton	1
S. Coventry-Poole	22
S. Capocchi	144
J. Talone	9
L. Buddhadasa	8
M. Bannister	6
J. de Niese	7 no
B. Coote	8 no
K. Gardiner	
Sundries	19
<u>8 for</u>	<u>254</u>

Most Sixes in Team's Innings

22 vs Barkly Street Uniting
MMVCA B Mats
2009-10

17 Lou Raffaele
3 Pat Felmingham
1 Ben Thomas
1 Mark Cini

Team Records

Fifth XI Bowling

Lowest Ever Opposition Score

		O	M	W	R
48 vs St Marys MMVCA C Turf 2010-11	L. Buddhadasa	7	1	3	12
	K. Parmar				
	J. Thorneycroft	4	0	2	15
	G. Loh	7	2	2	9
	L. Raffaele				
	S. O'Kane	2	0	1	4
	K. Swaminathan	1	0	0	7
	C. O'Haire				
	M. Spagna				
	D. Sapuppo				
	D. Horne				
Sundries				1	
	TOTAL				48

Highest Ever Opposition Score

8/361cc vs East Coburg MMVCA C Mats 2008-09	J. Felle	22	8	0	76
	F. Reitano	16	4	2	68
	S. O'Brien	9	1	1	45
	S. Malone	1	0	0	8
	Jm Clarke				
	S. Payton				
	J. de Niese	9	3	0	38
	P. King				
	L. Malone	12	1	3	52
	R. O'Brien	8	1	1	57
	C. Micallef				
	Sundries				17
		8 for 361cc			

Best MVCC Defence

96 vs RMIT MMVCA C Mats 2005-06	K. Gardiner	4	1	0	11
	J. Ferrier				
	C. Stafford	10	5	4	14
	J. O'Brien	1	0	0	4
	L. Brown				
	S. Fenaughty	5	1	3	14
	N. Kritharidis	8.4	2	2	19
	J. Rawlinson				
	P. King				
	J. Nankivell-Sandor	9	1	0	19
	C. O'Haire				
	Sundries				3
	TOTAL				84

Team Records

Sixth XI Batting

Highest Ever MVCC Score

6/540 dec vs Ascot Vale

NWMCA Barron Shield (Eighth Grade)
2014-15

**** CLUB RECORD ****

D. Lawson	7
Mk Gauci	106
S. O'Kane	64
D. Sapuppo	73
P. Edwards	137
S. Carbone	119
W. Agius	9 no
P. Hobbs	0 no
N. Wright	
J. Petropoulos	
B. Curran	
Sundries	25
<hr/>	
6 for 540 declared	

Lowest Ever MVCC Score

26 vs Oak Park

MMVCA One Day Grade Div. 2
2004-05

M. Cheligoy	1
P. King	2
L. Brown	3
S. Comino	0
S. Ball	1
S. Arnup	1 no
A. Payton	8
P. Fenaughty	1
S. O'Connell	2
M. Felle	0
P. Comino	2
Sundries	5
<hr/>	
TOTAL 26	

Best MVCC Chase

177 vs Kealba-Green Gully

NWCA Barron Shield (E Grade)
2008-09

D. Lawson	72
S. Ball	29
M. Madden	16
P. Hobbs	0
B. Curran	0
T. Villani	13 no
J. Roberts	21
K. Gardiner	9
A. Sherer	12 no
N. Wright	
S. Radford	
Sundries	9
<hr/>	
7 for 181	

Most Sixes in Team's Innings

25 vs West Coburg

NWMCA Barron Shield (8th Grade)
2014-15

**** CLUB RECORD ****

Sean O'Kane	11
Peter O'Kane	10
Dean Lawson	3
Mark Gauci	1

Team Records

Seventh XI Bowling

Lowest Ever Opposition Score

21 vs Pascoe Vale Central
 NWMCA Barron Shield (Eighth Grade)
 2013-14

**** CLUB RECORD ****

	O	M	W	R
K. Garland				
S. Nickelson				
B. Wood				
M. Thomas				
Mk Gauci				
P. O'Kane				
J. Felle	5.3	3	2	6
D. Terzini	5	0	4	15
P. Whebell				
P. Taylor				
P. Golding				
Sundries				0
	<u>TOTAL</u>			<u>21</u>

Highest Ever Opposition Score

561 vs Taylors Lakes
 NWMCA Musgrove Shield (Seventh Grade)
 2012-13

**** CLUB RECORD ****

A. Krollig	7	0	0	84
T. Ryan	15	0	1	100
B. Coghlan	24	1	3	164
J. N'vell-Sandor	12	1	1	50
A. Cumming	1	0	0	12
P. Legato	2	0	0	24
M. Ozbun	6	0	0	72
S. Rayment	1	0	0	18
S. Payton	2	0	0	30
P. Golding				
Sundries				7
	<u>5 for</u>			<u>561</u>

Best MVCC Defence

141 vs Pascoe Vale Central
 NWCA Barron Shield (Fifth Grade)
 2008-09

S. Ball	5	0	3	21
D. Lawson				
Al Harry				
P. Hobbs				
M. Madden	7	2	2	20
J. Roberts	7	2	1	19
A. Sherer	7	1	1	34
M. Cumbo				
B. Curran				
J. Johnston	3	0	2	8
N. Wright	5	0	1	9
Sundries				1
	<u>TOTAL</u>			<u>112</u>

Highest Ever MVCC Score

5/275 vs Maribyrnong Park

MMVCA One Day Division 2
2008-09

G. Loh	77
R Fairclough	20
T. Aitken	14
D. Raveendrakumar	99 no
J. Little	9
B. Gannon	23
J. Ansaldo	2 no
B. Sciacchitano	
J. Nankivell-Sandor	
P. Fenaughty	
B. Velona	
Sundries	30
<hr/>	
	5 for 275

Lowest Ever MVCC Score

11 vs St Francis
(8.4 overs)

NWMCA One Day Grade Div 4
2013-14

A. Cumming	2
J. Petropoulos	1
M. Esmore	1
P. Smith	0
Sh Esmore	0 no
D. Cumming	0
S. Rayment	2
St Esmore	0
N. Taylor	0
J. Taylor	0
Sundries	5
<hr/>	
TOTAL	11

Best MVCC Chase

265 vs Maribyrnong Park

MMVCA One Day Division 2
2008-09

G. Loh	77
R Fairclough	20
T. Aitken	14
D. Raveendrakumar	99 no
J. Little	9
B. Gannon	23
J. Ansaldo	2 no
B. Sciacchitano	
J. Nankivell-Sandor	
P. Fenaughty	
B. Velona	
Sundries	30
<hr/>	
	5 for 275

Most Sixes in Team's Innings

11 vs St Francis

NWMCA One Day Division 6
2014-15

10 Sean O'Kane
1 Paul Hobbs

Team Records

Seventh XI Bowling

Lowest Ever Opposition Score

56 vs Pascoe Vale Central
NWMCA Eighth Grade Barron Shield
2012-13

	O	M	W	R
A. Grutteria				
W. Drew				
D. Sapuppo				
J. Felle	11	4	5	17
J. Thorneycroft	9	2	2	38
D. Terzini				
S. Hood	3	2	3	1
J. Holt				
P. Whebell				
S. Tassos				
J. Brelis				
Sundries				0
TOTAL				56

Highest Ever Opposition Score

396 vs St Albans
NWMCA Eighth Grade Barron Shield
2012-13

J. Felle	14	2	1	72
P. Whebell	15	2	2	79
D. Sapuppo	9	0	1	69
D. Terzini				
S. Tassos				
P. Taylor	16	3	2	44
T. Aitken	9	1	1	46
M. Bergamo	6	0	0	59
P. King				
J. Brelis				
M. Cumbo	1	0	0	10
Sundries				17
7 for				396

Best MVCC Defence

93 vs Strathmore
NWMCA One-Day Grade Div. 5
2013-14

A. Cumming	1.3	1	2	6
N. Walker	7	2	2	18
S. O'Brien	7	1	1	20
N. Rama	7	1	1	11
D. Cumming				
N. King	7	1	3	21
G. McCulloch				
Je Nicol	1	0	0	9
N. Miller				
G. Walker				
Ja Nicol				
J. Taylor				
Sundries				0
TOTAL				85

Team Records

Eighth XI Batting

Highest Ever MVCC Score

318 vs St Albans
MMVCA One Day Division 3
2010-11

Mk Gauci	75
S. Dayma	24
K. Garland	7
J. Wilford	38
A. Chaudhary	113 no
S. Coventry-Poole	15
G. Perussich	1 no
N. King	
T. McDonald	
A. Milne	
P. King	
Sundries	45
5 for	318

Lowest Ever MVCC Score

31 vs Avondale Heights
(13 overs)
NWMCA Clint McKay Shield (One Day Div 5)
2011-12

B. Milne	2
P. Whebell	5
A. Cumming	14
T. Ryan	1
S. Mongan	3
R. Cooney	0
S. Tavate	0
J. Thorneycroft	0
Sh Esmore	2
St Esmore	0 no
J. Webster	0
N. Webster	dnb
Sundries	4
TOTAL	31

Best MVCC Chase

182 vs Sunshine Heights
MMVCA One Day Division 2
2007-08

R. Fairclough	8
S. O'Kane	121
T. Aitken	7
S. Ali	42 no
M. Spagna	5
J. Johnston	12 no
J. Brelis	
E. Fenaughty	
J. Ansaldo	
B. Brelis	
P. Fenaughty	
S. Radford	
J. O'Brien	
Sundries	12
4 for	207

Most Sixes in Team's Innings

18 vs St Albans
MMVCA One Day Division 3
2010-11

8	Amit Chaudhary
4	Mark Gauci
3	Joel Wilford
2	Surender Dayma
1	Sam Coventry-Poole

Team Records

Eighth XI Bowling

Lowest Ever Opposition Score

		O	M	W	R
	<i>R. Cooney</i>				
	<i>Sh Esmore</i>				
	<i>St Esmore</i>				
39 vs Ascot Vale	<i>P. Legato</i>				
	<i>S. O'Kane</i>	3	1	2	10
NWMCA One Day Fifth Grade	<i>M. Klomp</i>				
2012-13	<i>S. Ward</i>	6	0	2	12
	<i>J. Nankivell-S'dor</i>	3	1	5	8
	<i>M. Esmore</i>	0.5	0	1	1
	<i>P. Fenaughty</i>				
	<i>S. Bishop</i>				
	<i>J. Ansaldo</i>				
	<i>Sundries</i>				8
		<u>TOTAL</u>			<u>39</u>

Highest Ever Opposition Score

	<i>J. Madigan</i>	2	0	0	22
	<i>A. Cumming</i>	3	0	0	31
	<i>E. Clarke</i>	6	0	0	57
6/381 vs Ascot Vale	<i>P. Bonfa</i>	2	0	0	26
	<i>S. Comino</i>				
MMVCA One Day Division 3	<i>B. Velona</i>	7	0	4	63
2008-09	<i>R. Aitken</i>	3	0	1	44
	<i>A. Payton</i>	8	0	0	61
<i>B. Velona hat-trick</i>	<i>N. Taylor</i>	2	0	0	34
	<i>Da Brown</i>	2	0	1	27
	<i>R. Cooney</i>				
	<i>Sundries</i>				16
		<u>6 for</u>			<u>381</u>

Best MVCC Defence

	<i>J. Herring</i>	8	1	3	31
	<i>A. Cumming</i>	-	-	-	
	<i>B. Coghlan</i>	8	2	2	16
8/132 vs Ascot Vale	<i>J. Launer</i>	8	1	1	26
	<i>M. Marinelli</i>	-	-	-	
MMVCA One Day Division 3	<i>T. Ryan</i>	8	1	1	28
2010-11	<i>P. Comino</i>	-	-	-	
	<i>As Harry</i>	3	0	0	15
	<i>A. Milne</i>	-	-	-	
	<i>E. Murphy</i>	-	-	-	
	<i>P. Legato</i>	-	-		
	<i>Sundries</i>				6
		<u>8 for</u>			<u>122</u>

Highest Ever MVCC Score

226 vs Brunswick
 NWCA One Day Grade Red
 2010-11

K. Garland	51
C. DeSilva	1
J. Wilford	24
Mt Gauci	101 no
A. Chaudhary	0
B. Thomas	27 no
K. Swaminathan	1
L. Marinelli	3
B. Gannon	1 no
T. Fisher	
R. Fairclough	
Sundries	12
6 for	<u>226</u>

Lowest Ever MVCC Score

29 vs Kealba-Green Gully
 (13 overs)
 NWCA One Day Grade Red
 2008-09
 (Not enough players qualified for finals)

Da Brown	1
D. O'Meara	2
A. Pegg	3
C. Micallef	4
J. Thorneycroft	1
S. Rayment	0
P. Comino	4
G. Walker	4
N. Taylor	0 no
Sundries	10
TOTAL	<u>29</u>

Best MVCC Chase

136 vs Aberfeldie Park
 NWCA One Day Grade Red
 2010-11

A. Chaudhary	98 no
S. Payton	8
K. Garland	1
Sr Iyer	0
J. Wilford	18
J. de Niese	0
G. Loh	2
D. Sapuppo	3 no
Mt Gauci	
P. Taylor	
J. McKenzie	
B. Velona	
P. Golding	
Sundries	11
6 for	<u>141</u>

Most Sixes in Team's Innings

11 vs Brunswick

8	Mark Gauci
2	Kris Garland
1	Ben Thomas

NWCA One Day Red 2010-11

Team Records

Ninth XI Bowling

Lowest Ever Opposition Score

64 vs Brunswick
NWCA One Day Grade Red
2010-11

	O	M	W	R
A. Chaudhary	7	3	4	13
T. Fisher	4	0	0	10
R. Fairclough				
B. Thomas				
J. Wilford	7	2	3	25
B. Gannon	4	0	1	11
K. Garland				
K. Swaminathan	1.3	0	1	1
L. Marinelli	1	0	1	3
C. DeSilva				
M. Gauci				
Sundries				1
TOTAL				64

Highest Ever Opposition Score

6/314 vs Jacana
NWCA One Day Grade Black
2007-08

Al Harry	6	0	0	71
D. Lawson	3	0	0	42
M. Madden	5	0	0	58
A. Ahmed	7	0	4	59
A. Sherer	7	1	1	37
P. Golding				
R. Fairclough				
P. Gardiner				
J. Ahmed	7	0	1	43
P. Comino				
Sundries				4
6 for				314

Best MVCC Defence

8/155 vs St Mary's
NWCA One Day Grade Black
2007-08

P. Comino	-	-	-	-
R. Fairclough	-	-	-	-
S. O'Kane	8	0	2	42
S. Malone	-	-	-	-
L. Buddhadasa	7	0	1	21
P. Gardiner	-	-	-	-
J. Gardiner	-	-	-	-
P. Golding				
L. Malone	5	0	3	27
D. Gorham	2	0	1	7
T. Gardiner	8	1	2	31
Sundries				5
10 for				133

Team Records

Tenth XI Batting

Highest Ever MVCC Score

194 vs Buckley Park
NWCA One Day Grade Red
2009-10

G. Perussich	30
D. Hutchison	77
M. Spagna	17
S. O'Brien	5
T. Memery	20 no
C. Koulouris	4
B. Martiniello	0
C. DiGiovine	6 no
K. Memery	
J. Martiniello	
R. Gorham	
D. Gorham	
N. Koulouris	
Sundries	35
	<u>6 for 194</u>

Lowest Ever MVCC Score

75 vs Roxburgh Park
NWCA One Day Grade Red
2008-09

D. Hutchison	19
N. Launer	23
K. Memery	1
A. Coote	1
D. Royle	0
R. Gorham	0
D. Gorham	10 no
J. Launer	0
C. Koulouris	1
N. Koulouris	4
J. Martiniello	4
B. Martiniello	
W. Lenz	
Sundries	12
TOTAL	<u>75</u>

Best MVCC Chase

177 vs Pascoe Vale Central
NWCA One Day Grade Red
2009-10

D. Hutchison	60
G. Perussich	0
T. Memery	8
K. Memery	21
B. Martiniello	28
C. Koulouris	5
D. Gorham	1
J. Martiniello	8 no
A. Coote	9
N. Koulouris	0
S. Malone	5 no
Da Brown	
K. Tankard	
Sundries	37
	<u>9 for 182</u>

Most Sixes in Team's Innings

2	vs	St. Andrews	1	Kevin Memery	1	Reilly O'Brien
2	vs	Avondale Heights	1	Glenn Perussich	1	Mitchell O'Meara
2	vs	Avondale Heights	2	David Hutchison		
2	vs	Sunshine	2	Glenn Perussich		

NWCA One Day Red Grade 2008-09

Team Records

Tenth XI Bowling

Lowest Ever Opposition Score

86 vs Buckley Park
NWCA One Day Grade Red
2009-10

	O	M	W	R
D. Hutchison				
M. Spagna	5	0	3	14
C. Koulouris	7	0	1	34
T. Memery				
S. O'Brien	7	0	3	34
B. Martiniello	3	1	3	4
G. Perussich				
C. DiGiovine				
D. Gorham				
R. Gorham				
K. Memery				
J. Martiniello				
N. Koulouris				
Sundries				0
TOTAL				86

Highest Ever Opposition Score

329 vs Aberfeldie Park
NWCA One Day Grade Red
2009-10

A. Panousieris	6	0	2	32
A. Coote	5	0	0	70
C. Koulouris	4	0	0	30
T. Memery	1	0	0	8
B. Martiniello	5	0	1	33
R. O'Brien	6	0	0	62
K. Memery				
J. Martiniello				
M. Troost	5	0	1	48
L. Marinelli				
N. Koulouris	3	0	1	15
G. Perussich				
Sundries				23
	6	for		329

Best MVCC Defence

127 vs Oak Park
NWCA One Day Grade Black
2010-11

	O	M	W	R
T. Fisher	7	2	2	12
J. Thorneycroft	7	0	3	30
P. Russell	4.5	1	3	9
S. Tassos				
B. Milne	2	0	2	11
C. O'Haire	5	0	0	27
N. Walker	2	0	0	16
R. Fairclough				
S. Nickelson				
A. Cumming				
A. Milne				

Sundries				6
TOTAL				111

Team Records

Women's First XI Batting

Highest Ever MVCC Score

3/206 vs Moonee Valley White
VWCA One Day Grade North West
2008-09

T. Ha	15
K. Johnston	37
J. Demarte	74 no
N. Waites	16
S. Wilson	2 no
J. de Niese	
V. Thorneycroft	
B. Tankard	
C. Jones	
A. Walker	
J. O'Brien	

Sundries 62
3 for 206cc

Lowest Ever MVCC Score

7 vs Darebin
VWCA One Day Grade Central
2009-10

N. McLachlan	0
T. Ha	1
S. Wilson	1
J. de Niese	0
J. O'Brien	2
V. Moore	0
D. Ward	0
T. Intagliata	1 no

Sundries 2
TOTAL 7

Best MVCC Chase

114 vs Coburg
VWCA One Day Central
2009-10

K. Johnston	9
S. Marr	71 no
N. Waites	2
C. Tan	2
C. Ardern	24 no
J. O'Brien	
V. Thorneycroft	
L. Spagna	
J. Marr	
E. Marr	
T. Intagliata	
A. Bell	

Sundries 8
TOTAL 3 for 116

Most Sixes in Team's Innings

1 vs Moonee Valley Whites (2nd XI) 1 Jenny Demarte

VWCA One Day North & West 2008-09

Team Records

Women's Second XI Batting

Lowest Ever Opposition Score

68 vs Gisborne
VWCA One Day Grade Black
2007-08

	O	M	W	R
R. Brelis	6	2	0	6
T. Ha	7	0	4	16
S. Rotunno				
R. Brelis				
S. Lawson	5	1	1	19
L. Muratore				
S. Wilson				
V. Thorneycroft				
B. Tankard				
M. Stafford	4	0	0	16
N. McLachlan	8	2	2	8
K. Johnston				
Sundries				3
	<u>TOTAL</u>			<u>68</u>

Highest Ever Opposition Score

368 vs Darebin
VWCA One Day Grade Central
2009-10

T. Intagliata	10	0	1	76
T. Ha	9	0	2	59
S. Wilson	5	0	1	45
J. de Niese				
J. O'Brien				
N. McLachlan	9	1	1	84
D. Ward	4	0	0	37
V. Moore	4	0	0	63
Sundries				4
	<u>TOTAL</u>			<u>5 for 368</u>

Best MVCC Defence

169 vs Edinburgh
VWCA One Day Grade North West
2008-09

K. Johnston	6	0	3	19
A. Radford	5	1	1	7
T. Ha	5	2	2	10
N. Waites	3	0	2	12
J. de Niese				
A. Walker				
V. Thorneycroft				
S. Lawson	4	0	1	21
R. Brelis	3	1	0	11
B. Tankard				
J. O'Brien				
Sundries				0
	<u>TOTAL</u>			<u>80</u>

Team Records

Women's Second XI Batting

Highest Ever MVCC Score

7/210 vs Moonee Valley Black	S. Marr	65
VWCA One Day Grade North West	E. Marr	15
2008-09	N. McLachlan	51 no
	C. Ardern	5
	J. Bishop	4
	C. Tan	2
	J. Marr	16
	T. Collins	0
	L. Spagna	6 no
	V. Moore	
	C. Wilcock	
	Sundries	46
	<u>7 for 210cc</u>	

Lowest Ever MVCC Score

23 vs Brunswick Park	S. Marr	2
VWCA One Day Grade North West	C. Ardern	3
2008-09	B. Fitzgerald	0
	J. Bishop	0
	T. Intagliata	8
	V. Moore	0
	M. Stafford	0 no
	C. Tan	0
	E. Marr	0
	J. Marr	0
	J. Moore	0
	Sundries	10
	<u>TOTAL</u>	<u>23</u>

Best MVCC Chase

206 vs Moonee Valley Black	S. Marr	65
VWCA One Day North West	E. Marr	15
2008-09	N. McLachlan	51 no
	C. Ardern	5
	J. Bishop	4
	C. Tan	2
	J. Marr	16
	T. Collins	0
	L. Spagna	6 no
	V. Moore	
	C. Wilcock	
	Sundries	46
	<u>7 for 210cc</u>	

Most Sixes in Team's Innings

1 vs Gisborne 1 Sam Marr

VWCA One Day North & West 2009-10

Team Records

Women's Second XI Bowling

Lowest Ever Opposition Score

54 vs Campbellfield
 VWCA One Day Grade North West
 2009-10

	O	M	W	R
T. Armstrong	6	3	2	2
A. Radford	6	1	2	27
T. Ha	5	1	1	17
S. Wilson				
J. de Niese				
V. Moore				
H. Waddell				
E. Turton				
D. Ward				
S. Hutchinson				
S. Lawson	6	1	1	8
Sundries				0
TOTAL				54

Highest Ever Opposition Score

280 vs Spotswood
 VWCA One Day Grade North West
 2008-09

S. Marr	10	0	1	32
C. Tan	5	0	0	50
K. Johnston	5	0	0	40
C. Ardern				
T. Ha	4	0	1	33
E. Marr	6	0	1	54
C. Wilcock				
N. McLachlan	4	0	0	43
V. Thorneycroft				
L. Spagna	3	1	1	5
V. Moore				
Sundries				23
TOTAL	5	for	280	

Best MVCC Defence

137 vs Moonee Valley Black
 VWCA One Day Grade North West
 2008-09

S. Marr	3	0	1	10
C. Ardern				
T. Intagliata	3	0	1	14
N. McLachlan	3	0	1	25
M. Stafford	2	0	0	20
C. Tan	2	0	1	9
J. Marr	2	0	2	12
E. Marr	2	0	0	5
B. Fitzgerald	3	1	0	7
C. Carew				
J. Bishop				
Sundries				4
TOTAL				106

Highest Ever MVCC Score

333 vs Pascoe Vale Central
 MYCA Central Division
 2013

D. Leece	4
Jk de Niese	42
B. Thomas	15
M. Thomas	77 no
A. Chaudhary	52
S. Ward	0
M. Maaz	52 no
B. Gannon	23
S. Akram	0
U. Farooq	31
M. Ozbun	7 no
Sundries	32
<u>7 for 333 cc</u>	

Lowest Ever MVCC Score

53 vs Strathmore Heights B52s
 MYCA Central Division
 2013

B. Thomas	4
K. Kapoor	8
D. Leece	4
M. Thomas	1
S. Ward	0
M. Burrowes	18
Jk de Niese	4
M. Maaz	10
R. Sohal	0
U. Farooq	0
M. Ozbun	0 no
Sundries	6
<u>TOTAL 53</u>	

Best MVCC Chase

126 vs Strathmore Heights B52s
 MYCA Central Division
 2014

K. Kapoor	19
D. D'Souza	46
A. Cafari	5
A. Singh	49 no
B. Thomas	0 no
M. Ozbun	
A. Patchell	
N. King	
P. Golding	
J. Newman	
N. Madan	
Sundries	8
<u>3 for 127</u>	

Most Sixes in Team's Innings

23 vs Pascoe Vale Central

MYCA Central Division 2013

5	Amit Chudhary	2	Ben Thomas
4	Jacob de Niese	2	Bede Gannon
4	Muhammad Maaz		
3	Umar Farooq		
3	Matt Thomas		

Team Records

Winter XI Bowling

Lowest Ever Opposition Score

60 vs Clifton Hill
MYCA Central Division
2014

	O	M	W	R
K. Kapoor	5	0	1	21
M. Ozbun				
G. Malhotra				
A. Singh	5	1	1	14
B. Thomas				
D. Comande	3	2	0	4
A. Patchell	4.4	2	5	10
P. Golding				
N. King				
J. Newman	4	0	1	11
M. Bannister				
Sundries				0
TOTAL				60

Highest Ever Opposition Score

219 vs RMIT 2
MYCA Central Division
2013

K. Kapoor	6	1	2	33
Jk de Niese				
M. Burrowes	7	1	0	35
M. Maaz	7	0	1	56
S. Ward				
A. Chaudhary	2	0	0	14
C. Pridham	7	1	0	42
M. Thomas				
N. King				
U. Farooq	6	0	1	31
M. Ozbun				
Sundries				8
4 for 219				cc

Best MVCC Defence

134 vs Northern Lions B
MYCA Central Division
2014

A. Cafari	4	0	0	25
D. Comande	4	1	1	8
M. Thomas	7	1	1	18
K. Kapoor	6.2	2	4	5
A. Singh	7	1	3	33
B. Thomas				
S. Carbone				
B. Gannon				
M. Ozbun				
J. Newman	3	0	0	20
M. Bannister				
Sundries				6
TOTAL				115

Hitting the scoreboard

The drought years of 2007-11 were behind us, and yet strangely we lost less cricket to the rain than in most previous years. That contributed to more time on the park, and a resulting increase in overall performances.

Over the 2014/15 summer we had 32 players who scored 200 or more runs for the season, and 23 bowlers who took 15 or more wickets.

They were led by Sean O'Kane with 739 runs, Dean Lawson with 632, Sam Carbone with 524 and Mark Gauci with 523. With those players anchoring the batting order, it's no wonder our Sixths went through the season undefeated and won the flag.

Sean was a powerhouse in the Barron Shield competition and won the Association batting trophy. He had 10 overs across the season where he scored 20-plus runs, including individual overs of 36, 35 and 34.

On top of the batting powerhouses in the Sixths, Kevin Gardiner won the comp bowling award. Kevin took 29 wickets across the season – but was still shaded by Adam Patchell with 39 and Bede Gannon with 31.

Other notable bowling performances were Jesse Felle, who got to 250 wickets and has still only played 126 games. We saw an appalling display of sportsmanship in one game, when the opposition captain – who was due to face a hat-trick ball from Jesse – declared his side's innings mid-over. And in another of life's quirks, Jesse then dislocated his shoulder while doing some exercises on the boundary and had to get carted off to hospital.

Three centuries together

In what's understood to be a club first, three Moonee Valley batsmen plundered centuries in the same innings as we pulverised the opposition in the Barron Shield match on October 19.

Our Sixths, playing Ascot Vale, also set a new record score across all grades. As well as the three individual players with centuries, we had another two with half-centuries.

Our centurions were Sam Carbone with 119, Captain Mark Gauci with 106 and the returning Paul Edwards, who topped all-comers with a stylish 136. It was Eddo's first game for more than 20 years, and his feat demonstrated why experienced Valley hands like Brett Curran and Tony Gleeson have been trying to get him back in the whites.

Needless to say, Moonee Valley went on to win the match comfortably - despite a century by a ring-in player who captain Gauci graciously allowed to play on Week 2 of the two-day game at Ormond Park, and an injury drama when our John Petropoulos took a fantastic catch to dismiss their century-maker on the boundary and then hit his head on the ground. John P may have spent a night in hospital with concussion, but he held the catch!

VTCA North B1

Our 2014/15 season saw our First Eleven again in the North B1 Division – the grade where we made our debut in the VTCA in season 2002/03.

We welcomed two new players who walked through the door and quickly established themselves in the First Eleven – Troy Eden and Nate Wolland. The team gelled well. We got off to an indifferent start, with a washout and two losses before a crushing win over Flemington to kick-start our season.

We consolidated and were well-placed at Christmas, then lost the next three games after the break. We needed an outright win in the final round to make the finals, but fell short by just one wicket.

Indeed, the Firsts were twice within one wicket of securing a finals spot. In Round 8 we pushed hard to turn a first innings loss into a reverse outright, but Jacana held out nine wickets down for almost an hour at the end of Day 2.

And we pushed hard for an outright in Round 14 against Aberfeldie Park, but were again denied the final wicket that would have given us the four extra points. We finished the season on 92.16 points, just 2.56 points shy of fourth spot.

Our top grade

We used 19 players in the First Eleven in 2014/15, compared with 24 in 2013/14. This showed a greater stability in our line-up, which helped in our push towards the finals.

These numbers compare with 21 players in the First Eleven in 2012/13, 24 in 2011/12, 18 in 2010/11 and 16 in 2009/10.

***Continued, Page 94**

All Time Statistics - to end season 2014/15

Player	Nickname	Debut	Games	Runs	Comp. Ins	Bat Ave	Ducks	Overs	Wkts	Runs Off	Bowl Ave	
A												
Joe	Abela	1984-85	2	7	1	7.00	0	23.0	4	54	13.50	
Nino	Adamo	1986-87	3	30	2	15.00	1	16.0	3	68	22.67	
Frank	Agius	1985-86	2	0	0	-	0	0.0	0	0	-	
William	Agius	Axeman	2012-13	13	170	9	18.89	0	35.3	3	210	70.00
Ali	Ahmed	2007-08	8	32	5	6.40	1	38.0	9	190	21.11	
Jordan	Ahmed	2007-08	10	56	8	7.00	2	45.0	7	268	38.29	
Nasir	Ahmed	Nazzy	2011-12	17	305	17	17.94	1	306.1	48	773	16.10
Benedict	Ainsworth	2014-15	1	0	1	0.00	1	2.0	0	16	-	
Charles	Aitken	2012-13	14	223	15	14.87	0	6.0	0	29	-	
Marcus	Aitken	2002-03	4	7	3	2.33	2	16.0	2	79	39.50	
Ross	Aitken	2007-08	10	29	8	3.63	1	3.0	1	44	44.00	
Tom	Aitken	2007-08	53	317	42	7.55	10	59.0	11	408	37.09	
Rajan	Aiyappan	Raj	2006-07	53	1490	50	29.80	5	590.0	112	1659	14.81
Saeed	Akram	2012-13	7	1	6	0.17	3	3.0	1	11	11.00	
Chris	Albert	2013-14	4	10	2	5.00	0	0.0	0	0	-	
Hugh	Alexander	2009-10	1	21	1	21.00	0	1.0	0	11	-	
Saif	Ali	2011-12	10	95	9	10.56	2	42.0	9	149	16.56	
Sharafat	Ali	Sash	2006-07	18	401	16	25.06	1	106.0	19	462	24.32
Steve	Allan	1999-00	43	244	23	10.61	9	552.0	111	1573	14.17	
Lee	Allingham	1989-90	5	0	1	0.00	1	0.0	0	0	-	
Tony	Allingham	1989-90	10	87	7	12.43	1	56.0	3	241	80.33	
Anthony	Aloi	2007-08	1	1	1	1.00	0	2.0	1	34	34.00	
Domenic	Aloi	1992-93	34	531	28	18.96	5	112.0	14	641	45.79	
Shan	Amunugama	2012-13	11	79	7	11.29	0	22.0	5	105	21.00	
Paul	Anderson	1995-96	4	99	4	24.75	0	24.0	6	105	17.50	
Rod	Anderson	1980-81	5	15	2	7.50	0	2.0	2	8	4.00	
Tony	Angerami	2004-05	1	1	1	1.00	0	2.0	1	6	6.00	
Joe	Ansaldo	Fingers	1982-83	306	1495	190	7.87	50	744.1	170	4025	23.68
Jesse	Anticevic	2006-07	6	4	4	1.00	3	17.0	2	138	69.00	
Ali	Apted	1995-96	12	164	10	16.40	2	47.0	7	169	24.14	
Clare	Ardern	2008-09	53	355	44	8.07	8	10.0	0	83	-	
Ross	Armitage	1998-99	2	31	3	10.33	0	9.0	1	32	32.00	
Tracy	Armstrong	2009-10	27	198	19	10.42	1	177.0	27	387	14.33	
Terry	Arnold	1990-91	2	0	0	-	0	3.0	0	18	-	
Shaun	Arnup	2004-05	16	82	14	5.86	4	109.0	17	463	27.24	
David	Arthur	1992-93	8	21	6	3.50	2	37.0	9	96	10.67	
Michael	Asbury	2005-06	1	7	1	7.00	0	2.0	0	18	-	
Chris	Ayers	2002-03	2	3	3	1.00	1	0.0	0	0	-	
Daniel	Ayers	2001-02	37	250	33	7.58	13	115.0	18	525	29.17	
Vicki	Ayers	2008-09	1	0	0	-	0	0.0	0	0	-	
Les	Azzopardi	1986-87	2	22	4	5.50	3	6.0	4	28	7.00	
B												
Paul	Baheerathan	1984-85	1	0	0	-	0	1.0	0	9	-	
Rohit	Bahl	2011-12	1	14	0	-	0	0.0	0	0	-	
Daniel	Bailey	2007-08	8	103	7	14.71	1	174.0	28	539	19.25	
Narinder	Bains	2004-05	11	27	5	5.40	3	150.0	20	353	17.65	
Christopher	Baker	2008-09	9	68	4	17.00	0	95.0	14	249	17.79	
Alessio	Baldessarro	2008-09	2	86	1	86.00	0	0.0	0	0	-	
Robert	Ball	2004-05	35	470	18	26.11	3	28.0	10	115	11.50	
Steven	Ball	Coach	2003-04	135	2380	100	23.80	15	675.2	130	2565	19.73
Rob	Banks	1996-97	1	22	1	22.00	0	0.0	0	0	-	
Mick	Bannister	2006-07	44	441	28	15.75	1	24.0	5	156	31.20	

All Time Statistics - to end season 2014/15

<i>Player</i>	<i>Nickname</i>	<i>Debut</i>	<i>Games</i>	<i>Runs</i>	<i>Comp. Ins</i>	<i>Bat Ave</i>	<i>Ducks</i>	<i>Overs</i>	<i>Wkts</i>	<i>Runs Off</i>	<i>Bowl Ave</i>	
Paul	Bannister	2010-11	24	182	16	11.38	3	158.1	28	562	20.07	
Shyamol	Bansal	2007-08	2	25	2	12.50	0	7.0	1	33	33.00	
Jack	Banyard	2014-15	1	8	0	-	0	2.0	0	22	-	
Bill	Barber	2013-14	22	339	21	16.14	1	24.1	2	61	30.50	
Gavin	Barling	1991-92	10	69	9	7.67	4	47.0	5	232	46.40	
David	Barnes	1984-85	18	288	17	16.94	1	4.0	1	28	28.00	
Garry	Barnes	Pre-83	9	28	10	2.80	4	0.0	0	0	-	
Geoff	Barnes	Pre-83	27	80	21	3.81	4	0.0	0	0	-	
Martin	Barratt	1997-98	1	12	1	12.00	0	2.0	0	12	-	
Dilshan	Bartholomeus	1998-99	3	61	1	61.00	0	39.0	5	65	13.00	
John	Basil	Pre-83	6	72	8	9.00	1	7.0	5	68	13.60	
Tony	Bassan	1999-00	30	293	16	18.31	1	7.0	1	52	52.00	
Martin	Batt	2004-05	1	0	1	0.00	1	0.0	0	0	-	
Steve	Battison	Batto	1991-92	67	1269	61	20.80	6	37.0	8	127	15.88
David	Bayne	1984-85	9	28	8	3.50	2	0.0	0	0	-	
Alana	Bell	Ding	2009-10	21	66	15	4.40	2	44.0	7	290	41.43
David	Bell	2005-06	23	104	12	8.67	4	32.0	7	259	37.00	
Lachlan	Bell	2007-08	4	30	4	7.50	2	19.0	3	73	24.33	
Ricky	Bell	Rick-a-potamus	2000-01	18	245	20	12.25	6	188.0	22	688	31.27
Ian	Bennett	1992-93	9	40	3	13.33	0	34.0	6	154	25.67	
Rex	Bennett	2001-02	55	502	28	17.93	6	486.3	100	1203	12.03	
Ollie	Benson	2006-07	10	182	11	16.55	3	57.0	10	278	27.80	
John	Bentivoglio	1974-75	87	1128	84	13.43	12	171.0	44	718	16.32	
Mark	Bergamo	2012-13	8	49	7	7.00	4	57.0	11	306	27.82	
Theo	Berkis	2005-06	7	120	7	17.14	0	0.0	0	0	-	
Joe	Berto	Pre-83	13	428	13	32.92	0	0.0	0	0	-	
Michael	Bevis	Magic	Pre-83	81	864	70	12.34	2	24.0	2	98	49.00
Peter	Bevis	Pre-83	42	219	35	6.26	10	29.0	10	140	14.00	
Sunil	Bhandari	Sunny	2013-14	5	100	5	20.00	0	31.0	9	72	8.00
Nipun	Bhargava	2012-13	5	51	6	8.50	2	7.0	0	22	-	
Charles	Bibby	2011-12	19	197	21	9.38	4	13.0	4	87	21.75	
Chris	Bibby	2011-12	1	0	0	-	0	0.0	0	0	-	
Nancy	Bifera	2008-09	1	0	1	0.00	1	3.0	0	32	-	
Damien	Bilsborow	2001-02	24	668	24	27.83	1	62.0	16	274	17.13	
Jennifer	Bishop	2008-09	13	20	8	2.50	5	16.0	5	107	21.40	
Sam	Bishop	2012-13	1	1	0	-	0	0.0	0	0	-	
Cris	Bisiotis	1991-92	2	54	2	27.00	0	0.0	0	0	-	
Andrew	Blackburn	1992-93	1	3	1	3.00	0	0.0	0	0	-	
Colin	Blake	1990-91	4	19	4	4.75	2	2.0	0	6	-	
Marcus	Blake	2007-08	3	27	2	13.50	0	12.0	3	84	28.00	
Stewart	Blandford	2005-06	14	169	16	10.56	4	6.0	2	44	22.00	
Michael	Blangiardo	Pre-83	35	548	35	15.66	2	57.0	14	179	12.79	
Evan	Blythe	Ev	2005-06	74	362	37	9.78	18	886.0	145	2781	19.18
Kosta	Bolis	2005-06	3	12	3	4.00	2	11.0	4	100	25.00	
Frank	Boner	1991-92	1	7	2	3.50	1	0.0	0	0	-	
Frank	Bonfa	2006-07	44	240	27	8.89	2	109.1	14	620	44.29	
Joe	Bonfa	1992-93	140	879	77	11.42	19	1409.0	243	3954	16.27	
Peter	Bonfa	2006-07	28	247	18	13.72	4	10.0	2	92	46.00	
Steven	Bonfa	2004-05	61	1147	62	18.50	6	327.3	64	1309	20.45	
Anthony	Boonan	1997-98	1	6	1	6.00	0	0.0	0	0	-	
Vince	Borg	1990-91	13	234	14	16.71	2	0.0	0	0	-	
Alexei	Borrell	2006-07	20	179	13	13.77	3	94.0	13	345	26.54	
Peter	Boulouxis	Uncle	1984-85	192	3974	173	22.97	28	675.0	103	2493	24.20
Allan	Bourke	1998-99	23	625	17	36.76	1	48.0	4	234	58.50	

All Time Statistics - to end season 2014/15

<i>Player</i>	<i>Nickname</i>	<i>Debut</i>	<i>Games</i>	<i>Runs</i>	<i>Comp. Ins</i>	<i>Bat Ave</i>	<i>Ducks</i>	<i>Overs</i>	<i>Wkts</i>	<i>Runs Off</i>	<i>Bowl Ave</i>	
Shaun	Bourke	1997-98	1	0	1	0.00	1	1.0	0	15	-	
Craig	Bray	1986-87	1	15	1	15.00	0	0.0	0	0	-	
Peter	Brear	1994-95	5	396	5	79.20	0	12.0	2	31	15.50	
Ben	Brelis	2007-08	26	130	21	6.19	6	61.0	9	370	41.11	
John	Brelis	2005-06	42	79	19	4.16	6	175.0	30	761	25.37	
Nicholas	Brelis	2009-10	51	314	38	8.26	6	191.5	34	778	22.88	
Ros	Brelis	2007-08	24	134	23	5.83	9	153.0	15	698	46.53	
Robert	Breschkin	2002-03	18	168	17	9.88	3	35.0	5	199	39.80	
Ian	Broadbent	1983-84	19	667	16	41.69	3	17.0	2	54	27.00	
Corey	Brock	2014-15	8	44	6	7.33	1	0.0	0	0	-	
Luke	Brock	2013-14	36	318	29	10.97	3	178.3	29	661	22.79	
Paul	Brock	2005-06	6	56	2	28.00	0	3.0	0	22	-	
Jason	Brooks	2014	2	32	2	16.00	0	2.0	0	19	-	
Xavier	Brooks	2012-13	2	0	1	0.00	1	5.0	0	47	-	
Wayne	Brookshaw	1986-87	5	19	5	3.80	2	0.0	0	0	-	
Craig	Brown	Brownny	1996-97	24	538	19	28.32	2	76.0	10	243	24.30
Daniel	Brown	2008-09	21	134	16	8.38	5	10.0	3	90	30.00	
Duncan	Brown	2005-06	4	20	1	20.00	0	50.0	6	185	30.83	
Liam	Brown	2003-04	17	162	16	10.13	2	19.0	6	58	9.67	
Robert	Brown	1986-87	3	4	3	1.33	2	0.0	0	0	-	
Wendy	Browning	2008-09	1	5	0	-	0	0.0	0	0	-	
Lalith	Buddhadasa	2007-08	37	372	28	13.29	4	236.0	39	833	21.36	
Adam	Buriani	2011-12	11	117	12	9.75	1	10.0	0	71	-	
Matt	Burrowes	2013-14	2	28	2	14.00	1	7.0	0	35	-	
Kevin	Burt	1989-90	4	9	2	4.50	0	0.0	0	0	-	
Phillip	Buultjens	2003-04	1	36	1	36.00	0	8.0	0	41	-	
Grant	Byrne	2001-02	4	92	5	18.40	1	44.0	6	161	26.83	

C

David	Caccamo	1999-00	13	165	6	27.50	2	179.0	31	449	14.48	
Emanuel	Caccamo	1999-00	22	412	19	21.68	2	11.0	2	54	27.00	
Michael	Caccamo	1999-00	27	640	22	29.09	4	14.0	3	11	3.67	
Anthony	Cafari	Caf	2013-14	18	198	15	13.20	1	86.4	17	355	20.88
Vince	Calabro	1989-90	3	11	1	11.00	0	20.0	3	75	25.00	
Adam	Caligiuri	2011-12	8	21	6	3.50	2	7.0	0	71	-	
Daniel	Caligiuri	2011-12	10	332	9	36.89	1	66.0	14	286	20.43	
David	Callendar	1988-89	11	301	9	33.44	1	1.0	0	2	-	
Dean	Campbell	Che	2000-01	13	39	2	19.50	0	195.0	26	584	22.46
Garry	Campbell	1973-74	28	595	22	27.05	2	3.0	0	10	-	
Ian	Campbell	1986-87	4	65	4	16.25	0	19.0	7	80	11.43	
Robert	Campbell	1976-77	19	166	19	8.74	4	32.0	10	100	10.00	
Frank	Candido	1987-88	3	2	3	0.67	1	0.0	0	0	-	
James	Cannatelli	2007-08	1	19	1	19.00	0	0.0	0	0	-	
Frank	Cano	1976-77	28	357	27	13.22	5	109.0	25	518	20.72	
Sandro	Capocchi	Sambo	1985-86	293	6743	268	25.16	34	852.2	135	2757	20.42
Sam	Carbone	Surgeon	2012-13	49	1083	39	27.77	4	68.0	8	260	32.50
Carmen	Carew	2008-09	4	0	1	0.00	1	1.0	0	10	-	
Peter	Carmen	1980-81	9	145	9	16.11	2	71.0	21	269	12.81	
Vince	Carpanzano	1996-97	1	0	1	0.00	1	0.0	0	0	-	
Joe	Carroll	2006-07	22	526	24	21.92	3	18.0	2	85	42.50	
Frank	Caruso	Pre-83	53	344	47	7.32	19	412.0	76	1301	17.12	
John	Casagranda	2005-06	18	250	17	14.71	1	70.0	10	334	33.40	
Darren	Caton	1992-93	20	629	19	33.11	2	15.0	5	105	21.00	
Garry	Chahine	1981-82	1	7	1	7.00	0	0.0	0	0	-	

All Time Statistics - to end season 2014/15

<i>Player</i>	<i>Nickname</i>	<i>Debut</i>	<i>Games</i>	<i>Runs</i>	<i>Comp. Ins</i>	<i>Bat Ave</i>	<i>Ducks</i>	<i>Overs</i>	<i>Wkts</i>	<i>Runs Off</i>	<i>Bowl Ave</i>
Shane	Chalmers	2014-15	7	173	7	24.71	0	38.0	9	130	14.44
Vikash	Chand	Vik 2006-07	10	361	10	36.10	3	155.0	23	430	18.70
Steve	Chaplin	1986-87	3	9	3	3.00	2	24.0	3	82	27.33
Adam	Chapple	1999-00	24	555	20	27.75	3	56.0	10	257	25.70
Harry	Charalambous	1994-95	11	51	8	6.38	3	46.0	12	211	17.58
Shaun	Charles	1975-76	6	17	2	8.50	0	6.0	0	24	-
Jimmy	Charocheris	1994-95	7	58	6	9.67	0	0.0	0	0	-
Amit	Chaudhary	Armsie 2007-08	62	1288	41	31.41	6	516.5	106	1462	13.79
Prateek	Chaudhary	2007-08	4	295	3	98.33	0	7.0	2	34	17.00
Matthew	Cheligoy	2003-04	18	239	19	12.58	1	58.0	9	165	18.33
Domenic	Chiera	2004-05	52	487	36	13.53	8	309.0	60	1421	23.68
Peter	Chiera	2004-05	24	240	13	18.46	3	56.0	15	254	16.93
Roger	Chitty	1977-78	10	256	12	21.33	1	59.0	15	188	12.53
Vishal	Chopra	Little Vish 2010-11	22	171	15	11.40	4	58.2	12	326	27.17
Elliott	Christopher	2014-15	1	1	0	-	0	4.0	1	9	9.00
Mark	Cini	Junior 1998-99	200	3506	151	23.22	11	1090.2	191	3811	19.95
Matt	Clare	2012-13	3	8	3	2.67	1	5.0	0	31	-
Ethan	Clarke	2007-08	4	82	2	41.00	0	18.0	2	117	58.50
Jackson	Clarke	Jacko 2005-06	19	57	14	4.07	6	8.0	1	70	70.00
James	Clarke	2001-02	47	362	45	8.04	10	88.0	18	573	31.83
Paul	Clarke	1986-87	9	191	9	21.22	0	9.0	0	58	-
Max	Clear	1986-87	5	74	4	18.50	0	28.0	5	118	23.60
Dinny	Cleary	2012-13	9	98	8	12.25	0	22.0	6	142	23.67
Grant	Clements	2014-15	1	0	1	0.00	1	3.0	0	25	-
Paul	Cluney	1998-99	1	14	1	14.00	0	0.0	0	0	-
Tony	Coco	Pre-83	61	597	58	10.29	15	205.0	68	1094	16.09
Ben	Coghlan	2010-11	18	55	13	4.23	3	108.0	16	562	35.13
Michael	Colaci	1986-87	19	182	17	10.71	0	170.0	23	433	18.83
Paul	Colaci	1998-99	5	33	1	33.00	0	2.0	0	22	-
Rocky	Colaci	1998-99	1	6	1	6.00	0	0.0	0	0	-
Con	Colaidis	1981-82	1	1	1	1.00	0	6.0	2	7	3.50
Craig	Cole	1998-99	1	0	0	-	0	7.0	4	26	6.50
Isaac	Coleman	2014-15	4	54	5	10.80	1	8.0	1	52	52.00
Martin	Collins	2004-06	13	250	9	27.78	1	4.0	0	31	-
Paul	Collins	1981-82	1	0	1	0.00	1	0.0	0	0	-
Tracey	Collins	2008-09	2	0	1	0.00	1	2.0	0	13	-
Daniel	Comande	2009-10	52	683	45	15.18	8	339.1	61	1330	21.80
David	Comande	2013-14	2	1	1	1.00	0	2.0	1	10	10.00
Paul	Comino	1990-91	113	578	73	7.92	17	149.0	29	952	32.83
Shane	Comino	1991-92	80	386	70	5.51	21	74.0	9	485	53.89
Michael	Cooney	2000-01	3	2	2	1.00	1	0.0	0	0	-
Richard	Cooney	2002-03	86	238	60	3.97	21	26.0	4	290	72.50
Steve	Cooper	1989-90	9	206	7	29.43	0	34.0	8	159	19.88
Alex	Coote	Coota 2008-09	19	115	14	8.21	4	48.0	6	378	63.00
Ben	Coote	2006-07	28	224	15	14.93	3	164.0	23	537	23.35
Phil	Coote	2006-07	9	7	2	3.50	0	0.0	0	0	-
Peter	Cordell	1992-93	5	24	3	8.00	0	18.0	3	34	11.33
Bill	Cormack	1980-81	9	155	6	25.83	1	69.0	13	290	22.31
Graeme	Cornwill	1971-72	32	369	36	10.25	9	111.0	29	561	19.34
Ross	Cornwill	1971-72	21	126	15	8.40	5	24.0	11	106	9.64
Denis	Corollo	Pre-83	14	104	12	8.67	6	111.0	18	387	21.50
Robert	Corollo	Pre-83	76	321	47	6.83	13	660.0	143	2065	14.44
Damian	Cosgriff	2003-04	3	14	2	7.00	1	0.0	0	0	-
Tony	Coslovich	1983-84	73	1196	68	17.59	3	170.0	23	433	18.83

All Time Statistics - to end season 2014/15

<i>Player</i>	<i>Nickname</i>	<i>Debut</i>	<i>Games</i>	<i>Runs</i>	<i>Comp. Ins</i>	<i>Bat Ave</i>	<i>Ducks</i>	<i>Overs</i>	<i>Wkts</i>	<i>Runs Off</i>	<i>Bowl Ave</i>
Joel Costigan		2004-05	31	91	27	3.37	10	60.0	9	296	32.89
Paul Costoglou		1996-97	4	19	1	19.00	0	0.0	0	0	-
Glen Courts	Buddha	1999-00	43	1832	40	45.80	3	57.0	5	171	34.20
Liam Coventry-Poole		2003-04	4	49	3	16.33	0	6.0	2	70	35.00
Sam Coventry-Poole		2006-07	65	1345	57	23.60	5	90.0	15	449	29.93
Erin Cowley		2007-08	1	9	1	9.00	0	6.0	0	78	-
Gianni Cozzi		2011-12	1	9	1	9.00	0	0.0	0	0	-
Paul Cramer		Pre-83	37	328	22	14.91	4	302.0	46	895	19.46
Brett Cresswell		1992-93	5	38	2	19.00	0	0.0	0	0	-
Dean Cresswell		1992-93	3	44	1	44.00	0	0.0	0	0	-
Wally Crocker		1989-90	3	15	2	7.50	0	2.0	0	15	-
Christopher Crofts		2014-15	4	1	2	0.50	1	0.0	0	0	-
Richie Cudmore		1996-97	17	64	7	9.14	2	66.0	9	393	43.67
Denis Culhane		Pre-83	8	23	8	2.88	2	0.0	0	0	-
Neil Cullen		1980-81	10	46	9	5.11	2	33.0	6	88	14.67
Alan Cullinger		Pre-83	1	0	1	0.00	1	0.0	0	0	-
Michael Cumbo	Mickster	2000-01	171	1965	185	10.62	35	132.0	24	672	28.00
Allan Cumming		2002-03	143	1074	126	8.52	28	58.5	9	377	41.89
Doug Cumming		2010-11	38	64	25	2.56	10	7.0	1	64	64.00
Jack Cumming		2014-15	1	0	0	-	0	3.0	0	36	-
James Cumming		2009-10	1	16	1	16.00	0	0.0	0	0	-
Brett Curran	Skipper	2005-06	103	714	57	12.53	12	211.2	55	796	14.47
Liam Curran		2007-08	11	30	6	5.00	3	44.0	11	168	15.27
Kilian Cusack		2012-13	2	6	0	-	0	0.0	0	0	-
D											
Chris Daley		1997-98	1	34	1	34.00	0	0.0	0	0	-
Mick Dalpiaz		1986-87	1	10	1	10.00	0	0.0	0	0	-
Anthony Daniels		2002-03	1	0	1	0.00	1	1.0	1	0	0.00
Joe Darmanin		2005-06	3	57	3	19.00	1	5.0	4	38	9.50
Darcy Darvill		1989-90	6	22	2	11.00	2	0.0	0	0	-
Tony Darvill		Pre-83	32	430	27	15.93	2	0.0	0	0	-
Alex Davidson		2014-15	12	123	13	9.46	1	31.0	3	138	46.00
Caleb Davidson		1985-86	1	10	1	10.00	0	0.0	0	0	-
Corey Davidson		1985-86	63	375	26	14.42	10	558.0	109	1844	16.92
Tony Davies		1986-87	17	128	16	8.00	2	7.0	1	41	41.00
Matt Davis		2011-12	3	63	3	21.00	0	9.0	4	33	8.25
Ray Davis		1987-88	1	2	2	1.00	1	4.0	1	19	19.00
Peter Dawkins		1971-72	61	350	45	7.78	11	332.0	69	1487	21.55
Surender Dayma		2010-11	6	91	5	18.20	1	7.0	7	47	6.71
Jacinta de Niese		2008-09	9	46	7	6.57	3	7.0	1	52	52.00
Jacob de Niese		2006-07	101	1052	91	11.56	16	114.2	17	733	43.12
Jaidan De Niese		2012-13	1	7	1	7.00	0	0.0	0	0	-
Susan De Niese		2009-10	1	0	0	-	0	0.0	0	0	-
Brian Dee		1974-75	6	90	5	18.00	1	55.0	5	156	31.20
Con Delis		1994-95	10	42	5	8.40	2	61.0	9	251	27.89
Brad D'Elton		2013-14	2	7	1	7.00	0	7.0	0	26	-
Jenny Demarte		2008-09	2	78	0	-	0	7.0	1	28	28.00
Natalie Demarte		2008-09	33	416	28	14.86	2	50.2	8	326	40.75
Ken Dempster		1986-87	5	4	4	1.00	3	0.0	0	0	-
Ian Denny	Eggers	1983-84	312	11312	250	45.25	20	3837.0	632	10413	16.48
Andrew De Silva		1992-93	5	79	4	19.75	0	0.0	0	0	-
Channa DeSilva		2009-10	50	1358	56	24.25	9	1.0	0	9	-
David Desmond		2003-04	1	65	1	65.00	0	7.0	1	51	51.00

All Time Statistics - to end season 2014/15

<i>Player</i>	<i>Nickname</i>	<i>Debut</i>	<i>Games</i>	<i>Runs</i>	<i>Comp. Ins</i>	<i>Bat Ave</i>	<i>Ducks</i>	<i>Overs</i>	<i>Wkts</i>	<i>Runs Off</i>	<i>Bowl Ave</i>
Bianca	Devine	2009-10	7	5	4	1.25	2	2.0	0	21	-
Tricia	Devine	2009-10	3	0	3	0.00	3	1.0	0	5	-
George	Diakonidis	1998-99	2	28	2	14.00	0	9.0	0	28	-
Luis	Di Giglio	2008-09	2	11	2	5.50	0	2.0	3	35	11.67
Ches	DiGiovine	2009-10	5	23	1	23.00	0	12.0	3	44	14.67
Matthew	DiGiovine	2009-10	2	0	1	0.00	1	2.0	0	5	-
Chris	Dillon	2004-05	1	76	1	76.00	0	4.0	0	21	-
Jamie	Dillon	2004-05	9	59	8	7.38	2	15.0	2	96	48.00
Charlie	Distefano	Pre-83	65	1202	64	18.78	7	55.0	11	216	19.64
Nick	Dodd	1988-89	12	88	11	8.00	1	65.0	12	314	26.17
Chris	Doherty	1991-92	30	138	16	8.63	5	233.0	33	804	24.36
Sean	Doherty	2003-04	9	22	5	4.40	1	55.0	6	223	37.17
Jason	Dolezal-May	2006-07	10	22	6	3.67	2	8.0	1	53	53.00
Subramani	Doraiswamy	Sid 2010-11	12	113	13	8.69	3	35.0	5	174	34.80
Paul	Double	1981-82	1	0	0	-	0	0.0	0	0	-
Domenic	Douglas	1985-86	7	144	6	24.00	0	0.0	0	0	-
Paul	Douglas	2010-11	1	32	1	32.00	0	0.0	0	0	-
Brendan	Dowd	2009-10	5	31	5	6.20	1	27.0	5	154	30.80
Ken	Dowd	2009-10	4	47	3	15.67	1	0.0	0	0	-
Michael	Dowd	2009-10	2	0	0	-	0	0.0	0	0	-
Frank	Doyle	2002-03	2	4	1	4.00	0	9.0	1	43	43.00
Russell	Doyle	Pre-83	44	437	36	12.14	7	203.0	37	640	17.30
William	Drew	2012-13	3	51	3	17.00	0	2.0	0	13	-
Dean	Druitt	1992-93	1	1	1	1.00	0	3.0	0	33	-
Dahlin	D'Souza	2014	1	46	1	46.00	0	0.0	0	0	-
Gary	Dudderidge	Pre-83	41	1101	40	27.53	2	22.0	6	78	13.00
Noah	Dunlop	2014-15	1	0	1	0.00	1	0.0	0	0	-
Steve	Dunn	2003-04	2	0	2	0.00	2	0.0	0	0	-
Paul	Dunne	1986-87	1	5	1	5.00	0	7.0	1	24	24.00
Aaron	Durovic	1989-90	6	62	2	31.00	1	4.0	0	8	-
Phil	Dylan	1998-99	1	0	1	0.00	1	5.0	1	32	32.00
E											
Troy	Eden	2014-15	13	216	15	14.40	3	99.5	16	310	19.38
Paul	Edwards	Pre-83	15	338	15	22.53	2	33.0	7	176	25.14
Marty	Egan	Pre-83	92	1177	70	16.81	11	1013.0	176	2621	14.89
Kevin	Eggerton	1992-93	1	0	0	-	0	14.0	1	32	32.00
Glenn	Eismontas	Stamps 2002-03	59	997	59	16.90	6	100.0	12	483	40.25
Nicholas	Elias	Kazi 2014-15	7	122	8	15.25	3	37.0	5	154	30.80
Darryl	Elliott	1979-80	141	2284	120	19.03	18	1192.0	191	3476	18.20
Michael	Elliott	1999-00	33	52	12	4.33	6	504.0	83	1660	20.00
Paul	Elliott	2006-07	2	15	3	5.00	1	0.0	0	0	-
Steve	Elworthy	2001-02	2	79	2	39.50	0	24.0	0	89	-
Christopher	Enright	2010-11	3	12	4	3.00	2	5.0	1	36	36.00
Matthew	Esmore	2010-11	38	321	23	13.96	6	150.0	28	706	25.21
Shane	Esmore	2010-11	44	342	40	8.55	5	10.0	1	99	99.00
Stephen	Esmore	2010-11	20	16	11	1.45	2	33.0	2	157	78.50
Ethrem	Esperat	1986-87	4	19	2	9.50	1	26.0	3	62	20.67
Mitchell	Evans	2009-10	22	270	23	11.74	2	16.0	2	94	47.00
Phillip	Ewing	2002-03	1	2	2	1.00	0	0.0	0	0	-
F											
Ryan	Fairclough	Panda 2005-06	53	448	48	9.33	5	36.0	8	214	26.75
Umar	Farooq	2011-12	47	148	31	4.77	10	328.0	61	1007	16.51

All Time Statistics - to end season 2014/15

<i>Player</i>	<i>Nickname</i>	<i>Debut</i>	<i>Games</i>	<i>Runs</i>	<i>Comp. Ins</i>	<i>Bat Ave</i>	<i>Ducks</i>	<i>Overs</i>	<i>Wkts</i>	<i>Runs Off</i>	<i>Bowl Ave</i>	
Steve	Farquer	1988-89	1	5	1	5.00	0	0.0	0	0	-	
Mick	Fawkner	1997-98	2	2	1	2.00	1	18.0	1	58	58.00	
Jesse	Felle	2001-02	126	1907	106	17.99	7	1444.4	261	4234	16.22	
Michael	Felle	2002-03	19	26	15	1.73	8	19.0	5	191	38.20	
Pat	Felmingham	2005-06	90	2371	90	26.34	8	108.0	26	414	15.92	
Cian	Fenaughty	2004-05	2	2	2	1.00	0	0.0	0	0	-	
Eamonn	Fenaughty	2004-05	17	45	8	5.63	3	23.0	10	182	18.20	
Peter	Fenaughty	2003-04	111	339	64	5.30	21	0.0	0	0	-	
Seamus	Fenaughty	2003-04	20	66	18	3.67	7	62.0	11	258	23.45	
James	Ferguson	1992-93	1	0	0	-	0	3.0	0	7	-	
Paul	Ferraro	1998-99	3	48	2	24.00	0	0.0	0	0	-	
Alistair	Ferrier	2013-14	18	334	19	17.58	1	8.5	5	29	5.80	
Jake	Ferrier	2004-05	14	96	15	6.40	3	32.0	8	176	22.00	
Paul	Finlay	2000-01	3	1	2	0.50	1	6.0	1	29	29.00	
Tim	Fisher	2000-01	103	462	68	6.79	27	829.0	107	2835	26.50	
Bec	Fitzgerald	2008-09	8	20	4	5.00	1	19.0	1	108	108.00	
Danny	Fitzpatrick	Fitzy	1988-89	134	3207	116	27.65	12	1282.0	210	3558	16.94
Peter	Fitzpatrick	1988-89	22	267	18	14.83	4	77.0	16	351	21.94	
Tom	Fitzpatrick	Pre-83	1	10	1	10.00	0	0.0	0	0	-	
Wayne	Fitzpatrick	1988-89	27	45	10	4.50	6	1.0	0	3	-	
Brett	Fletcher	Fletch	2000-01	23	91	12	7.58	4	248.0	38	607	15.97
Ray	Fletcher	1991-92	1	14	2	7.00	1	1.0	0	12	-	
George	Formisano	1988-89	2	39	1	39.00	0	14.0	1	32	32.00	
Mark	Forster	2006-07	10	242	11	22.00	1	11.0	2	50	25.00	
Michael	Foster	Foz	2009-10	5	82	3	27.33	0	17.0	4	99	24.75
Jim	Fotopoulos	1984-85	3	32	4	8.00	0	2.0	1	16	16.00	
Jesse	Franco	1998-99	1	0	0	-	0	0.0	0	0	-	
Peter	Frangoulis	2004-05	8	20	7	2.86	2	14.0	2	89	44.50	
Alex	Fraser	1986-87	1	0	1	0.00	1	15.0	1	61	61.00	
Angus	Fraser	2014-15	1	1	1	1.00	0	0.0	0	0	-	
Tim	Fraser	2003-04	3	14	2	7.00	0	2.0	0	25	-	
Shane	Frenette	Paddle Pop	2000-01	41	534	45	11.87	6	26.0	5	145	29.00
Brian	Furlong	2015	3	29	3	9.67	1	7.0	0	45	-	
G												
David	Gallagher	1997-98	1	0	1	0.00	1	1.0	0	11	-	
Bede	Gannon	2005-06	127	1378	95	14.51	11	1087.4	212	3909	18.44	
David	Gardiner	1978-79	8	74	8	9.25	4	6.0	1	27	27.00	
Jack	Gardiner	1995-96	4	62	5	12.40	1	1.0	0	7	-	
John	Gardiner	2007-08	4	50	3	16.67	1	0.0	0	0	-	
Kevin	Gardiner	1975-76	201	1168	125	9.34	22	1409.5	233	4455	19.12	
Leo	Gardiner	2012-13	1	0	1	0.00	1	0.0	0	0	-	
Peter	Gardiner	P.G.	1971-72	244	2593	190	13.65	26	1863.0	323	6020	18.64
Terry	Gardiner	2007-08	3	0	0	-	0	21.0	3	87	29.00	
Kristian	Garland	Kristie	2010-11	26	561	27	20.78	3	6.0	0	27	-
Darren	Gaskell	2013-14	1	4	1	4.00	0	0.0	0	0	-	
John	Gaspar	1996-97	11	45	3	15.00	0	14.0	4	129	32.25	
Daniel	Gauci	2009-10	4	79	3	26.33	0	15.0	1	41	41.00	
George	Gauci	1998-99	1	0	0	-	0	0.0	0	0	-	
Mark	Gauci	Gauch	1998-99	229	5361	214	25.05	17	935.2	175	3111	17.78
Matt	Gauci	Matty G.	1997-98	117	2561	101	25.36	16	419.0	63	1157	18.37
Sean	Gauntlett	1984-85	2	38	2	19.00	0	0.0	0	0	-	
Mark	Gaut	1996-97	4	13	2	6.50	0	2.0	1	15	15.00	
Terry	Gaut	Pre-83	14	127	6	21.17	1	0.0	0	0	-	

All Time Statistics - to end season 2014/15

<i>Player</i>	<i>Nickname</i>	<i>Debut</i>	<i>Games</i>	<i>Runs</i>	<i>Comp. Ins</i>	<i>Bat Ave</i>	<i>Ducks</i>	<i>Overs</i>	<i>Wkts</i>	<i>Runs Off</i>	<i>Bowl Ave</i>	
Steven	Gentilin	Elvis	2007-08	30	326	17	19.18	4	203.0	26	681	26.19
Jim	Gerada		1985-86	2	83	2	41.50	0	4.0	0	19	-
Tariq	Gerardi		2012-13	3	29	3	9.67	1	6.0	2	30	15.00
Charlie	Gervasi		Pre-83	8	17	5	3.40	2	2.0	1	4	4.00
Matthew	Gervasi		2006-07	2	11	1	11.00	0	0.0	0	0	-
Charlie	Gila		1991-92	28	572	23	24.87	4	5.0	0	45	-
Tony	Gila		1991-92	35	379	27	14.04	3	291.0	54	966	17.89
Nathan	Gilbee		2002-03	7	99	7	14.14	1	14.0	3	71	23.67
Maggie	Gill		2009-10	1	2	1	2.00	0	6.0	1	52	52.00
Daniel	Gillies		2004-05	11	155	9	17.22	2	56.0	12	195	16.25
Adrian	Giordano		2004-06	17	309	18	17.17	2	12.0	1	81	81.00
David	Girvin		1998-99	5	4	2	2.00	0	12.0	2	58	29.00
Eric	Glazner		1986-87	6	68	4	17.00	0	17.0	6	104	17.33
Matt	Gleeson		2012-13	1	9	1	9.00	0	9.0	2	29	14.50
Shannon	Gleeson		2008-09	1	13	1	13.00	0	5.0	0	8	-
Tony	Gleeson		1997-98	86	1414	67	21.10	7	489.0	67	1426	21.28
Peter	Golding		2007-08	102	813	52	15.63	4	7.0	0	32	-
Shane	Goldys	Goldsy	1988-89	105	2172	85	25.55	7	301.0	59	1155	19.58
Luke	Gooley		1993-94	34	723	33	21.91	7	44.0	4	209	52.25
Mark	Gooley		1996-97	23	311	20	15.55	1	82.0	19	528	27.79
Simon	Gooley		1996-97	25	273	23	11.87	4	121.0	16	570	35.63
Prasanna	Gopalakrishnan		2006-07	5	66	5	13.20	0	12.0	2	32	16.00
Alex	Gorham		2013-14	9	100	8	12.50	0	74.0	10	278	27.80
Daniel	Gorham		2007-08	21	111	7	15.86	1	52.0	14	310	22.14
Rodney	Gorham		2008-09	19	60	11	5.45	1	41.0	10	332	33.20
Robert	Goss		2006-07	1	0	0	-	0	2.0	0	20	-
David	Graetz		2003-04	53	48	21	2.29	15	23.0	5	164	32.80
Shaun	Gray		1985-86	1	1	1	1.00	0	19.0	7	50	7.14
Tony	Gray		2007-08	1	0	1	0.00	1	2.0	0	9	-
Travis	Gray		2013-14	1	8	1	8.00	0	0.0	0	0	-
Steve	Grech		1991-92	1	0	0	-	0	7.0	2	22	11.00
Mark	Green		1992-93	2	0	0	-	0	3.0	0	17	-
Ewan	Greenfield		2006-07	10	137	3	45.67	3	70.0	8	279	34.88
Peter	Grey		Pre-83	3	32	2	16.00	1	3.0	0	4	-
Ron	Grimble		1986-87	28	439	28	15.68	1	91.0	25	294	11.76
John	Gritty		1992-93	4	88	3	29.33	1	18.0	0	62	-
Ashley	Grundy		2004-05	8	60	7	8.57	1	6.0	1	44	44.00
Aaron	Grutteria		2012-13	7	113	9	12.56	1	27.0	9	152	16.89
H												
Dale	Hadfield		1997-98	82	1014	68	14.91	12	2.0	1	8	8.00
Brian	Hallett		Pre-83	60	893	55	16.24	9	373.0	62	1006	16.23
Sam	Hamid		1998-99	5	26	1	26.00	0	5.0	1	32	32.00
Peadar	Hanley		2013-14	1	13	1	13.00	0	6.0	1	37	37.00
John	Hannah		1996-97	7	99	4	24.75	0	70.0	8	169	21.13
Darrell	Hannell		1973-74	24	64	28	2.29	10	45.0	17	250	14.71
Len	Hannell		1973-74	24	71	24	2.96	10	3.0	2	8	4.00
Chris	Hannigan		1997-98	5	17	4	4.25	2	50.0	6	174	29.00
Antony	Harbor		2006-07	8	69	7	9.86	2	49.0	8	189	23.63
Ben	Harding		2003-04	2	12	2	6.00	1	19.0	4	91	22.75
Kane	Harding		2008-09	23	205	10	20.50	1	363.0	73	938	12.85
Rose	Harrington		2008-09	2	9	1	9.00	0	9.0	1	32	32.00
David	Harris		1990-91	10	158	5	31.60	0	93.0	15	284	18.93
Martin	Harris		1988-89	3	42	3	14.00	1	3.0	0	9	-

All Time Statistics - to end season 2014/15

Player		Nickname	Debut	Games	Runs	Comp. Ins	Bat Ave	Ducks	Overs	Wkts	Runs Off	Bowl Ave
Alan	Harry	Cougar	2006-07	54	1096	49	22.37	1	56.0	9	285	31.67
Ashley	Harry		2007-08	5	2	3	0.67	2	7.0	0	37	-
Riley	Harry-Blackall		2012-13	2	21	3	7.00	1	7.0	1	29	29.00
Michael	Harvey	Ranga	1977-78	258	7513	256	29.35	11	71.0	20	414	20.70
Robert	Harvey		2001-02	3	39	5	7.80	2	43.0	9	184	20.44
Khalid	Hassan		2012-13	27	851	31	27.45	5	328.0	53	1018	19.21
Shafi	Hassan		2011-12	4	70	4	17.50	0	10.0	1	51	51.00
Paul	Hawkless		1973-74	17	74	17	4.35	5	6.0	3	55	18.33
David	Haynes		2014-15	1	6	1	6.00	0	0.0	0	0	-
Bill	Heales		1985-86	3	114	4	28.50	1	1.0	0	0	-
Joe	Hebaiter		2003-04	20	6	8	0.75	4	0.0	0	0	-
Paul	Hedjes		2005-06	26	295	24	12.29	6	78.0	9	495	55.00
Neil	Henderson		1971-72	21	1365	25	54.60	1	255.0	83	918	11.06
Ken	Hennessy		1981-82	1	10	1	10.00	0	0.0	0	0	-
Steven	Herbert	Sherbs	2008-09	52	366	33	11.09	4	437.0	65	1271	19.55
Jamie	Herring		2010-11	12	192	11	17.45	0	74.0	11	323	29.36
Virajith	Hewarachchi	VB	2011-12	1	0	0	-	0	2.0	0	1	-
Brad	Hibben		1994-95	22	344	20	17.20	2	13.0	3	60	20.00
Wes	Hickman		2007-08	1	4	1	4.00	0	0.0	0	0	-
Tony	Hicks		Pre-83	35	134	17	7.88	2	2.0	0	22	-
Bernadette	Hobbs		2007-08	12	45	11	4.09	4	0.0	0	0	-
Connor	Hobbs		2013-14	1	0	0	-	0	5.0	2	35	17.50
Paul	Hobbs	Honnsie	2006-07	91	1014	71	14.28	14	12.0	2	77	38.50
Seamus	Hobbs		2006-07	7	39	3	13.00	0	4.0	0	19	-
Vic	Hodge		2011-12	7	10	5	2.00	3	14.0	0	72	-
Thomas	Holden		2013-14	3	27	3	9.00	0	4.0	0	15	-
James	Holt		1998-99	68	1004	53	18.94	7	208.1	49	844	17.22
Shannon	Hood		2012-13	7	46	5	9.20	0	69.3	13	214	16.46
David	Hooper		1981-82	1	0	1	0.00	1	0.0	0	0	-
Darcy	Horne		2010-11	18	115	10	11.50	1	98.0	16	397	24.81
Phil	Horner		2007-08	1	5	1	5.00	0	0.0	0	0	-
Clint	Horwood		2006-07	3	11	2	5.50	1	7.0	1	39	39.00
Joe	Hoseman		1974-75	45	260	49	5.31	15	5.0	1	59	59.00
Jamie	Howard	Bundy	2000-01	40	1049	35	29.97	7	73.0	11	321	29.18
Glenn	Howe		2013-14	6	130	5	26.00	0	27.3	4	105	26.25
Mick	Howell		1994-95	3	14	2	7.00	0	23.0	5	87	17.40
James	Howes		2011-12	9	44	8	5.50	2	32.0	5	107	21.40
Alexander	Hudgson		2014-15	1	0	0	-	0	3.0	0	22	-
Rob	Hudson		2002-03	1	3	0	-	0	0.0	0	0	-
Alan	Hughes		1984-85	6	208	6	34.67	0	5.0	2	6	3.00
Margie	Hurley		2008-09	1	0	0	-	0	0.0	0	0	-
Saad	Hussain		2014-15	7	111	7	15.86	1	60.0	7	194	27.71
Susie	Hutchinson		2009-10	2	5	1	5.00	0	2.0	0	22	-
David	Hutchison	Hutch	2008-09	54	1023	53	19.30	11	63.5	10	371	37.10
I												
Anas	Ijaz		2014-15	5	186	5	37.20	2	22.0	4	112	28.00
Simon	Iles		1991-92	10	244	9	27.11	0	0.0	0	0	-
Tony	Indomenico		1981-82	1	18	1	18.00	0	0.0	0	0	-
Charlie	Intagliata		1975-76	9	23	8	2.88	4	6.0	0	43	-
Luke	Intagliata		2008-09	2	0	0	-	0	2.0	0	17	-
Michael	Intagliata		2008-09	1	5	0	-	0	0.0	0	0	-
Mick	Intagliata	Intags	Pre-83	185	1437	124	11.59	25	1655.0	263	6261	23.81
Robert	Intagliata		2006-07	3	23	2	11.50	1	11.0	3	32	10.67

All Time Statistics - to end season 2014/15

Player	Nickname	Debut	Games	Runs	Comp. Ins	Bat Ave	Ducks	Overs	Wkts	Runs Off	Bowl Ave
Tanya	Intagliata	2006-07	43	242	36	6.72	7	225.0	28	1110	39.64
Craig	Ion	Pre-83	72	862	65	13.26	10	148.0	16	470	29.38
Gary	Irons	G.I. Pre-83	227	1281	109	11.75	32	2777.0	427	7943	18.60
John	Italia	2007-08	2	19	2	9.50	1	3.0	1	37	37.00
Sriram	Iyer	2010-11	10	139	9	15.44	3	11.0	7	67	9.57
Subu	Iyer	2008-09	21	169	17	9.94	0	49.0	9	290	32.22
J											
Charlie	Jackson	2014-15	13	120	9	13.33	1	75.0	6	308	51.33
David	Jensen	2004-05	3	0	0	-	0	4.0	1	25	25.00
Vimalan	Jeremiah	2014	1	6	0	-	0	4.0	1	14	14.00
Jan	Jinadasa	Pre-83	27	267	24	11.13	4	13.0	6	23	3.83
Craig	Jobson	Jobbo 2000-01	10	167	10	16.70	0	52.0	7	194	27.71
Ajith	John	AJ 2006-07	2	50	2	25.00	0	0.0	0	0	-
Alex	Johnson	2005-06	2	3	3	1.00	1	2.0	0	33	-
Gary	Johnson	Pre-83	91	904	72	12.56	14	927.0	121	2589	21.40
James	Johnston	2007-08	19	163	9	18.11	1	63.0	12	316	26.33
Kim	Johnston	2007-08	32	360	30	12.00	3	76.0	12	464	38.67
David	Jolley	1998-99	50	1546	40	38.65	2	8.0	1	38	38.00
Cassie	Jones	2008-09	1	0	0	-	0	0.0	0	0	-
Heath	Jones	2002-03	37	887	39	22.74	6	446.0	66	1275	19.32
Lindsay	Jones	Pre-83	22	78	14	5.57	5	9.0	2	70	35.00
Nathan	Jones	1991-92	8	87	8	10.88	2	53.0	5	263	52.60
Ankit	Joshi	2007-08	1	0	0	-	0	1.0	1	0	0.00
Peter	Judge	1988-89	1	0	0	-	0	7.0	1	21	21.00
Dean	Jukic	Juka Hazzard 1998-99	196	3600	157	22.93	24	979.2	213	3232	15.17
K											
Alex	Kalamaras	1991-92	17	26	7	3.71	5	161.0	31	799	25.77
Arif	Kalem	1984-85	13	282	11	25.64	1	36.0	5	88	17.60
Dwayne	Kalokathis	1986-87	5	138	5	27.60	0	4.0	0	19	-
Muhammad	Kamran	2008-09	1	77	1	77.00	0	7.0	3	33	11.00
John	Kapetanovski	1986-87	1	16	1	16.00	0	0.0	0	0	-
Kern	Kapoor	2013	18	448	15	29.87	3	73.2	17	393	23.12
Peter	Karampetsos	1986-87	11	46	10	4.60	1	23.0	6	101	16.83
Ziad	Kassab	1998-99	1	34	1	34.00	0	8.0	1	30	30.00
Zayd	Kathrada	2002-03	3	86	3	28.67	0	21.0	6	78	13.00
Stuart	Keating	2006-07	3	7	3	2.33	2	20.0	4	77	19.25
Robert	Keenan	2004-05	8	109	7	15.57	0	35.0	7	145	20.71
Sean	Kelly	1983-84	5	42	5	8.40	1	0.0	0	0	-
Michael	Kenny	1981-82	1	0	1	0.00	1	53.0	0	0	-
Kam	Kenny-Jones	2009-10	19	161	15	10.73	4	0.0	15	305	20.33
Mark	Keogh	1981-82	1	62	1	62.00	0	9.0	2	50	25.00
Steve	Keogh	1986-87	5	13	1	13.00	0	46.0	6	124	20.67
Chris	Kerr	2004-05	22	316	17	18.59	2	61.0	10	386	38.60
Murtaza	Khaliq	2012-13	19	70	13	5.38	4	168.0	46	434	9.43
Muhammad Naveed	Khan	2012-13	1	4	1	4.00	0	13.0	3	58	19.33
William	Khoury	2004-05	4	15	4	3.75	1	5.0	0	44	-
Brad	King	1996-97	12	18	4	4.50	4	1.0	0	8	-
Garth	King	2006-07	6	192	7	27.43	0	0.0	0	0	-
Lily	King	2007-08	1	1	1	1.00	0	2.0	0	23	-
Neil	King	1974-75	49	997	31	32.16	3	100.0	26	509	19.58
Phill	King	2003-04	113	917	93	9.86	19	2.0	1	35	35.00
Tom	King	2001-02	135	2341	119	19.67	7	545.2	87	2043	23.48

All Time Statistics - to end season 2014/15

<i>Player</i>	<i>Nickname</i>	<i>Debut</i>	<i>Games</i>	<i>Runs</i>	<i>Comp. Ins</i>	<i>Bat Ave</i>	<i>Ducks</i>	<i>Overs</i>	<i>Wkts</i>	<i>Runs Off</i>	<i>Bowl Ave</i>
B.	Kline	1983-84	8	67	8	8.38	2	7.0	2	43	21.50
Michael	Klomp	2011-12	25	222	22	10.09	3	39.0	12	179	14.92
Tony	Klose	Pre-83	12	105	13	8.08	3	0.0	0	0	-
C.	Kneebone	1989-90	1	46	1	46.00	0	6.0	0	4	-
Daniel	Kneebone	2013-14	1	0	0	-	0	0.0	0	0	-
Warwick	Knill	Jacko Pre-83	44	542	38	14.26	5	70.0	10	320	32.00
Brendan	Knowles	1991-92	39	339	22	15.41	5	80.0	12	287	23.92
Michael	Knowles	1990-91	1	20	0	-	0	8.0	4	32	8.00
John	Knox	1988-89	18	76	9	8.44	0	176.0	27	536	19.85
Iraklis	Kolokithas	2004-05	38	160	18	8.89	5	341.0	62	1154	18.61
Owen	Kosakiewicz	2007-08	2	17	2	8.50	0	14.0	2	56	28.00
Con	Koulouris	2008-09	20	321	17	18.88	0	102.0	21	461	21.95
Nathan	Koulouris	2008-09	20	54	10	5.40	3	37.0	9	174	19.33
Karthik	Krishina	1999-00	16	85	8	10.63	1	117.0	21	461	21.95
Nick	Kritharidis	2004-05	15	361	16	22.56	2	154.0	18	456	25.33
Ashley	Krollig	2011-12	19	124	15	8.27	4	73.0	11	396	36.00
Johnny	Krstanac	1985-86	6	43	5	8.60	1	11.0	0	60	-
Sanjeev	Kumar	2013	1	12	1	12.00	0	7.0	2	37	18.50
Vijay	Kumar	2013	1	9	1	9.00	0	0.0	0	0	-
L											
William	Lai	2000-01	67	820	68	12.06	15	100.0	21	516	24.57
Ron	Lallicafini	1992-93	26	228	19	12.00	4	10.0	5	59	11.80
Rob	Lamberti	Lambers 1989-90	53	1818	39	46.62	1	133.0	21	365	17.38
Damien	Lane	1990-91	3	2	2	1.00	2	33.0	6	89	14.83
Ross	Larobina	1996-97	24	586	14	41.86	1	60.0	14	414	29.57
James	Launer	2008-09	6	31	5	6.20	1	21.0	3	110	36.67
Nick	Launer	2007-08	25	538	25	21.52	5	114.0	16	401	25.06
Colin	Lavars	1975-76	3	7	4	1.75	2	16.0	8	103	12.88
Mark	Laver	1997-98	1	7	1	7.00	0	0.0	0	0	-
Michael	Lawrence	2008-09	8	28	6	4.67	2	32.0	3	182	60.67
Brooke	Lawson	2009-10	6	8	3	2.67	1	2.0	0	22	-
Dean	Lawson	Possum 2006-07	105	3327	97	34.30	14	154.0	36	603	16.75
Sam	Lawson	2007-08	34	125	28	4.46	10	187.0	26	794	30.54
Jonathan	Lee	Jono 2013-14	6	4	3	1.33	0	0.0	0	0	-
Chris	Leece	2013	1	0	1	0.00	0	1.0	0	28	-
David	Leece	2013	6	61	6	10.17	0	0.0	0	0	-
Peter	Legato	2007-08	50	243	44	5.52	12	19.0	4	154	38.50
Paul	Lennon	1986-87	4	5	2	2.50	0	0.0	0	0	-
Christopher	Lenz	2008-09	1	0	1	0.00	1	0.0	0	0	-
William	Lenz	2008-09	1	1	1	1.00	0	4.0	1	21	21.00
Sophie	L'estrage	2009-10	1	2	1	2.00	0	0.0	0	0	-
L.	Lewicki	1997-98	2	27	2	13.50	0	6.0	2	34	17.00
Brett	Lewis	1995-96	13	123	11	11.18	1	118.0	13	355	27.31
Jeff	Lewis	2001-02	32	235	27	8.70	4	125.0	19	538	28.32
James	Liberatore	2004-05	8	15	5	3.00	3	33.0	6	158	26.33
Michael	Lierse	2003-04	2	97	3	32.33	0	6.0	0	54	-
Jake	Little	2007-08	23	372	22	16.91	4	126.0	19	530	27.89
David	Logan	1988-89	9	132	10	13.20	1	5.0	1	10	10.00
George	Loh	2008-09	87	1031	77	13.39	13	657.0	122	2350	19.26
Frank	Lombardi	1981-82	10	62	7	8.86	1	6.0	1	17	17.00
Barry	Long	2000-01	3	89	3	29.67	1	19.0	1	61	61.00
John	Lopes	1973-74	29	603	26	23.19	3	84.0	25	403	16.12
Bill	Loughron	1991-92	71	1819	61	29.82	7	234.0	41	924	22.54

All Time Statistics - to end season 2014/15

<i>Player</i>	<i>Nickname</i>	<i>Debut</i>	<i>Games</i>	<i>Runs</i>	<i>Comp. Ins</i>	<i>Bat Ave</i>	<i>Ducks</i>	<i>Overs</i>	<i>Wkts</i>	<i>Runs Off</i>	<i>Bowl Ave</i>
Tony	Loughron	1995-96	10	99	8	12.38	2	1.0	0	7	-
Roger	Lowry	1984-85	2	0	0	-	0	5.0	0	24	-
John	Loy	2009-10	4	26	3	8.67	3	2.0	0	22	-
Laurie	Luhm	2001-02	4	132	4	33.00	0	71.0	9	270	30.00
Jacob	Lumsden	2006-07	12	146	9	16.22	0	50.0	11	269	24.45
Justin	Lumsden	2006-07	11	80	7	11.43	0	41.0	10	244	24.40
Scott	Lumsden	2004-05	2	5	1	5.00	0	9.0	0	31	-
Adrian	Luvara	1996-97	30	318	12	26.50	4	149.0	31	833	26.87
Marty	Luvara	1996-97	37	886	28	31.64	2	69.0	17	500	29.41
M											
Muhammad	Maaz	2011-12	20	234	19	12.32	4	207.0	36	658	18.28
Callum	MacGregor	2004-05	26	122	19	6.42	5	131.0	19	721	37.95
Nitin	Madan	2014	4	95	2	47.50	0	19.3	6	89	14.83
Mark	Madden	Leftie 2005-06	66	901	48	18.77	10	303.0	56	1198	21.39
Julian	Madigan	2001-02	25	469	26	18.04	1	19.0	5	101	20.20
Michael	Madigan	2003-04	10	21	9	2.33	3	39.0	6	263	43.83
Joshua	Maginness	2005-06	67	1284	62	20.71	7	142.2	22	602	27.36
Darren	Mahoney	1978-79	10	55	6	9.17	0	29.0	16	87	5.44
Gerald	Mahoney	1988-89	21	107	13	8.23	2	11.0	4	80	20.00
Shane	Mahoney	Pre-83	14	82	9	9.11	1	123.0	24	271	11.29
Mark	Majerczak	1985-86	1	10	1	10.00	0	0.0	0	0	-
Patrick	Malcolm	2000-01	42	353	33	10.70	13	378.0	62	1408	22.71
Rhys	Malcolm	2002-03	10	104	7	14.86	2	68.0	6	250	41.67
Gaurav	Malhotra	2014	7	137	6	22.83	1	0.0	0	0	-
Will	Mallory	2003-04	10	97	12	8.08	3	140.0	22	358	16.27
Luke	Malone	2007-08	38	268	21	12.76	3	149.4	34	688	20.24
Stephen	Malone	2006-07	37	368	16	23.00	0	41.0	6	314	52.33
Julien	Mancini	1996-97	23	194	9	21.56	3	0.0	0	0	-
Daniel	Mangan	1998-99	13	7	3	2.33	3	50.0	12	201	16.75
Peter	Mantoudis	1986-87	5	76	4	19.00	1	50.0	6	146	24.33
Karl	Manu'a	2008-09	1	15	1	15.00	0	5.0	0	29	-
Tony	Marasco	Marra 2003-04	22	316	23	13.74	6	2.0	0	7	-
Luke	Marinelli	2008-09	39	579	29	19.97	3	26.0	7	143	20.43
Michael	Marinelli	2009-10	4	42	4	10.50	1	4.0	0	0	-
John	Marosey	1983-84	1	3	1	3.00	0	0.0	0	0	-
Elizabeth	Marr	2008-09	23	143	16	8.94	3	64.0	5	288	57.60
Jessica	Marr	2008-09	28	110	17	6.47	5	99.0	15	374	24.93
Samantha	Marr	2008-09	26	593	22	26.95	4	185.0	19	491	25.84
Steve	Marshall	Pre-83	162	2998	121	24.78	14	317.0	45	960	21.33
Benn	Martiniello	2008-09	20	147	14	10.50	6	83.0	15	447	29.80
John	Martiniello	2008-09	25	105	9	11.67	3	12.0	2	86	43.00
Laz	Martsoulis	1991-92	10	247	9	27.44	0	7.0	1	42	42.00
J.	Mason	1989-90	4	15	5	3.00	2	31.0	9	125	13.89
Jeff	May	2006-07	6	5	3	1.67	1	4.0	0	22	-
Ashley	Mayne	Pre-83	70	288	54	5.33	6	14.0	2	64	32.00
Laurie	Mayne	Pre-83	161	4383	128	34.24	13	302.0	51	1028	20.16
K.	McAlpine	1981-82	1	0	1	0.00	1	7.0	2	28	14.00
James	McArthur	2014-15	1	0	1	0.00	1	2.0	1	7	7.00
Tony	McAsey	1983-84	6	36	3	12.00	1	5.0	3	13	4.33
Matt	McAuliffe	2001-02	6	25	7	3.57	6	2.0	0	8	-
Ian	McBain	1998-99	1	0	1	0.00	1	0.0	0	0	-
Craig	McBean	1987-88	17	334	17	19.65	2	41.0	2	173	86.50
Russell	McBride	1986-87	1	33	1	33.00	0	3.0	0	11	-

All Time Statistics - to end season 2014/15

<i>Player</i>	<i>Nickname</i>	<i>Debut</i>	<i>Games</i>	<i>Runs</i>	<i>Comp. Ins</i>	<i>Bat Ave</i>	<i>Ducks</i>	<i>Overs</i>	<i>Wkts</i>	<i>Runs Off</i>	<i>Bowl Ave</i>	
Peter	McCann	1986-87	1	0	0	-	0	5.0	1	16	16.00	
Grahame	McCulloch	2007-08	9	39	8	4.88	1	2.0	0	1	-	
C.	McDonald	1986-87	2	4	1	4.00	0	0.0	0	0	-	
J.	McDonald	1985-86	1	38	1	38.00	0	17.0	2	28	14.00	
Tanya	McDonald	2009-10	37	130	23	5.65	11	116.0	19	593	31.21	
Wayne	McDonald	2008-09	8	32	5	6.40	0	46.0	3	213	71.00	
Mark	McDougall	1985-86	14	331	11	30.09	0	28.0	9	73	8.11	
Luke	McGinty	2011-12	1	2	1	2.00	0	1.0	0	1	-	
R.	McGrath	1981-82	2	7	2	3.50	0	0.0	0	0	-	
Peter	McGuirk	1974-75	49	610	43	14.19	8	177.0	54	969	17.94	
Aaron	McHutchison	2004-05	6	2	3	0.67	2	17.0	3	50	16.67	
Bill	McInerney	1986-87	1	6	1	6.00	0	0.0	0	0	-	
Liam	McIntosh	2009-10	16	166	16	10.38	6	51.0	12	146	12.17	
Nick	McIntyre	1983-84	4	48	4	12.00	1	0.0	0	0	-	
Jaycob	McKay	2011-12	9	18	7	2.57	4	84.0	14	267	19.07	
Daniel	McKenzie	2010-11	3	37	1	37.00	1	0.0	0	0	-	
Geoff	McKenzie	1986-87	4	53	5	10.60	1	0.0	0	0	-	
Jim	McKenzie	Stynesy	1984-85	222	1836	99	18.55	19	2208.0	350	6584	18.81
Geoff	McKeown	Charlie	1998-99	144	3065	139	22.05	22	20.0	2	127	63.50
Nicole	McLachlan	2007-08	40	354	33	10.73	4	153.0	36	734	20.39	
Doug	McLaggan	1989-90	74	691	58	11.91	8	756.0	124	2281	18.40	
Scott	McLaggan	1990-91	2	88	1	88.00	0	6.0	0	24	-	
Ken	McLeod	1971-72	70	1122	78	14.38	11	370.0	92	1613	17.53	
Rod	McLeod	1971-72	140	3471	137	25.34	12	241.0	41	909	22.17	
Scott	McLeod	1989-90	75	787	41	19.20	6	655.0	105	1861	17.72	
Keith	McManamny	Pre-83	70	551	39	14.13	6	851.0	173	3404	19.68	
Drew	McMurdo	2003-04	6	83	6	13.83	0	7.0	2	51	25.50	
Grant	McMurdo	2003-04	10	111	9	12.33	2	52.0	7	351	50.14	
Samip	Mehta	2011-12	6	23	6	3.83	3	28.0	6	87	14.50	
Vishal	Mehta	Big Vish	2010-11	27	324	25	12.96	2	173.0	27	391	14.48
R.	Meldrum	1981-82	7	75	10	7.50	3	3.0	0	22	-	
Kevin	Memery	2008-09	28	204	17	12.00	4	0.0	0	0	-	
Thomas	Memery	2009-10	24	333	21	15.86	3	5.0	0	30	-	
Lou	Mertikas	1988-89	9	123	8	15.38	2	19.0	6	71	11.83	
Frank	Meyers	1996-97	8	92	6	15.33	1	0.0	0	0	-	
Greg	Meyers	Shuma	Pre-83	229	2534	150	16.89	25	12.0	5	82	16.40
M.	Meyers	Pre-83	10	37	1	37.00	0	126.0	10	397	39.70	
Chris	Micallef	2008-09	23	66	20	3.30	4	15.0	4	99	24.75	
Terry	Michail	Pre-83	78	1021	59	17.31	10	674.0	164	2616	15.95	
Gary	Miladinovic	2002-03	2	61	3	20.33	1	24.0	8	55	6.88	
Brad	Miles	1995-96	12	27	3	9.00	1	64.0	7	191	27.29	
George	Miller	1996-97	4	20	3	6.67	0	19.0	1	87	87.00	
Nathan	Miller	2012-13	15	10	10	1.00	3	8.0	3	63	21.00	
Nick	Millman	2012-13	3	24	1	24.00	0	6.0	2	47	23.50	
Alan	Milne	2009-10	18	36	7	5.14	4	45.0	8	308	38.50	
Bryan	Milne	2009-10	28	158	21	7.52	5	94.0	17	424	24.94	
Trent	Milne	2011-12	29	765	27	28.33	1	37.0	10	153	15.30	
Daniel	Mitchell	1999-00	12	6	3	2.00	1	120.0	21	406	19.33	
Gail	Mitchell	2009-10	2	0	0	-	0	0.0	0	0	-	
Joshua	Moloney	2012-13	7	37	5	7.40	0	32.0	3	169	56.33	
Simon	Mongan	2011-12	3	7	2	3.50	0	2.0	0	9	-	
Brian	Moore	1976-77	24	149	24	6.21	3	0.0	0	0	-	
Grant	Moore	1998-99	46	818	36	22.72	5	142.0	10	466	46.60	
Jan	Moore	2008-09	8	21	6	3.50	3	2.0	0	17	-	

All Time Statistics - to end season 2014/15

<i>Player</i>	<i>Nickname</i>	<i>Debut</i>	<i>Games</i>	<i>Runs</i>	<i>Comp. Ins</i>	<i>Bat Ave</i>	<i>Ducks</i>	<i>Overs</i>	<i>Wkts</i>	<i>Runs Off</i>	<i>Bowl Ave</i>
Vicki	Moore	2008-09	40	31	23	1.35	15	36.0	3	345	115.00
Vance	Moran	1996-97	1	2	1	2.00	0	0.0	0	0	-
Peter	Morrison	1990-91	26	436	22	19.82	3	34.0	8	149	18.63
Jim	Morton	2007-08	3	25	3	8.33	1	4.0	1	33	33.00
Julian	Muldoon	2004-05	1	76	0	-	0	7.0	3	18	6.00
Kerry	Munday	1998-99	54	600	33	18.18	4	394.0	65	1318	20.28
Matt	Munday	2006-07	2	0	0	-	0	0.0	0	0	-
Robert	Munday	2006-07	2	0	1	0.00	1	7.0	2	43	21.50
Lina	Muratore	2007-08	22	85	18	4.72	5	2.0	1	11	11.00
D.	Murphy	1996-97	1	0	1	0.00	1	2.0	0	9	-
Eamonn	Murphy	2010-11	4	9	2	4.50	0	6.0	0	37	-
Edgar	Myer	2011-12	2	10	3	3.33	1	8.0	1	29	29.00
N											
Bill	Nagel	Pre-83	141	3885	123	31.59	9	1512.0	282	4813	17.07
D.J	Nagle	1989-90	11	54	8	6.75	3	78.0	14	265	18.93
Darren	Nagle	Spud 1985-86	339	6287	263	23.90	19	2660.5	444	6945	15.64
Terry	Nagle	Tex Pre-83	143	950	57	16.67	7	1782.0	319	5023	15.75
Rakesh	Naidu	2007-08	7	66	6	11.00	2	32.0	8	158	19.75
Jesse	Nankivell-Sandor	Hyphen 2003-04	133	1207	97	12.44	21	637.0	114	2794	24.51
Craig	Neil	1981-82	1	3	1	3.00	0	0.0	0	0	-
Colin	Netherclift	1971-72	64	1021	55	18.56	8	694.0	201	3523	17.53
Steve	Neville	1986-87	73	1136	73	15.56	2	3.0	1	26	26.00
Tom	Neville	1987-88	60	189	21	9.00	5	623.0	105	1759	16.75
Jack	Newman	2012-13	48	389	34	11.44	4	263.6	57	945	16.58
Noel	Newton	1991-92	28	415	27	15.37	2	2.0	0	23	-
Fred	Nicholls	1980-81	19	237	23	10.30	5	34.0	18	332	18.44
Steven	Nickelson	2010-11	40	992	31	32.00	5	25.0	4	141	35.25
Greg	Nicol	2006-07	49	239	37	6.46	12	332.0	51	1381	27.08
Jacob	Nicol	2013-14	4	0	4	0.00	0	2.0	0	15	-
Jeff	Nicol	1985-86	94	605	80	7.56	20	192.5	42	972	23.14
Mark	Nicol	2002-03	5	51	6	8.50	4	6.0	0	55	-
Paul	Nicol	Pickle 1986-87	158	2153	98	21.97	11	1572.0	225	4447	19.76
Sharon	Nicol	2007-08	4	1	2	0.50	2	4.0	0	22	-
Wayne	Nicol	Wayne Leslie 1997-98	125	1554	89	17.46	15	872.0	132	2878	21.80
Eleni	Nicolaou	2007-08	1	0	0	-	0	0.0	0	0	-
Anton	Noble	2014	1	20	0	-	0	5.0	1	15	15.00
Travis	Nolan	1998-99	3	0	0	-	0	8.0	0	16	-
Warwick	Nolan	Viv 1981-82	225	6194	165	37.54	10	14.0	1	84	84.00
Garry	Noonan	Noodles 1981-82	45	619	43	14.40	7	8.0	2	26	13.00
Jack	Noonan	2008-09	1	0	1	0.00	1	0.0	0	0	-
Jason	Noonan	2014	2	4	2	2.00	0	6.0	1	36	36.00
Jim	Noonan	1974-75	10	156	8	19.50	1	60.0	23	187	8.13
Mathew	Norrish	2010-11	4	64	3	21.33	0	11.0	4	44	11.00
Howard	Norsetter	2014-15	1	0	0	-	0	2.0	0	6	-
Damien	Nott	1986-87	14	63	6	10.50	2	3.0	0	29	-
Eddie	Nott	1987-88	101	1100	70	15.71	13	658.0	114	1824	16.00
O											
Danny	O'Boyle	1993-94	4	72	4	18.00	1	49.0	4	143	35.75
Jenny	O'Brien	2007-08	34	87	18	4.83	9	0.0	0	0	-
John	O'Brien	2004-05	59	554	45	12.31	5	448.2	90	1599	17.77
Reilly	O'Brien	2008-09	16	165	8	20.63	1	86.0	10	409	40.90
Sam	O'Brien	2005-06	57	598	32	18.69	6	347.0	75	1221	16.28

All Time Statistics - to end season 2014/15

Player	Nickname	Debut	Games	Runs	Comp. Ins	Bat Ave	Ducks	Overs	Wkts	Runs Off	Bowl Ave
Scott	O'Connell	2004-05	12	10	4	2.50	3	6.0	2	52	26.00
Aidan	O'Connor	2013-14	6	92	8	11.50	0	8.0	3	66	22.00
Sean	O'Connor	Irish 2012-13	8	158	8	19.75	1	0.0	0	0	-
Chris	O'Haire	2003-04	23	171	18	9.50	1	80.0	9	339	37.67
Damian	O'Haire	2001-02	5	63	4	15.75	2	18.0	6	138	23.00
Michael	O'Haire	2001-02	23	114	16	7.13	7	141.0	22	577	26.23
Mark	O'Kane	2007-08	1	20	1	20.00	0	0.0	0	0	-
Peter	O'Kane	POK 2008-09	58	1353	44	30.75	3	553.2	102	1590	15.59
Sean	O'Kane	2007-08	102	2900	84	34.52	10	272.7	69	1150	16.67
Michael	O'Keefe	1986-87	5	96	5	19.20	1	8.0	0	30	-
Ranji	Oliver	2014	1	35	0	-	0	3.0	0	17	-
David	O'Meara	2008-09	5	8	1	8.00	0	0.0	0	0	-
Mitchell	O'Meara	2008-09	7	103	4	25.75	0	7.0	1	49	49.00
Paul	O'Meara	2007-08	1	33	1	33.00	0	0.0	0	0	-
A.	O'Neill	2002-03	1	50	0	-	0	0.0	0	0	-
David	Onley	1991-92	13	104	9	11.56	0	49.0	8	332	41.50
Brian	O'Reilly	1971-72	56	1230	63	19.52	11	29.0	7	195	27.86
Peter	Ornsby	Animal Pre-83	35	218	22	9.91	5	273.0	38	669	17.61
G.	O'Sullivan	1978-79	2	42	3	14.00	0	8.0	0	19	-
Michael	Ozbun	Ozzie 2012-13	49	282	38	7.42	4	11.0	1	79	79.00
P											
Ian	Palmer	1980-81	10	264	12	22.00	3	92.0	30	258	8.60
C.	Pande	1999-00	6	12	1	12.00	0	36.0	11	53	4.82
Andreas	Panousieris	2009-10	11	57	9	6.33	3	44.0	7	197	28.14
L.	Pappagianou	Pre-83	12	92	8	11.50	1	41.0	8	130	16.25
Matt	Parkinson	2007-08	1	1	1	1.00	0	3.0	1	37	37.00
Kamal	Parmar	2009-10	25	205	21	9.76	4	67.0	15	290	19.33
Damon	Pascoe	2005-06	1	0	0	-	0	1.0	0	3	-
Adam	Patchell	Patch 2013-14	37	126	22	5.73	4	367.2	79	1180	14.94
Ian	Patman	1986-87	1	13	1	13.00	0	4.0	2	16	8.00
Simon	Pato	1998-99	1	10	1	10.00	0	5.0	0	20	-
Bill	Patterson	1991-92	11	211	10	21.10	1	5.0	0	37	-
O.	Pauli	1996-97	12	43	8	5.38	1	84.0	7	334	47.71
F.	Payne	1985-86	1	3	1	3.00	0	0.0	0	0	-
Andrew	Payton	2004-05	79	452	61	7.41	15	233.0	33	1356	41.09
David	Payton	2007-08	1	0	0	-	0	0.0	0	0	-
Simon	Payton	2006-07	60	1210	59	20.51	7	14.0	2	120	60.00
Adrian	Pearce	1990-91	10	99	1	99.00	0	33.0	5	114	22.80
George	Pearson	The Doctor 2009-10	54	1267	54	23.46	4	203.0	45	677	15.04
Allan	Peck	1992-93	2	32	2	16.00	0	1.0	0	9	-
Andrew	Pegg	2008-09	9	32	7	4.57	2	16.0	1	92	92.00
Gary	Pellis	1986-87	20	388	17	22.82	1	57.0	7	190	27.14
Arosha	Perera	Yoshi 2005-06	65	2566	62	41.39	12	425.2	53	1202	22.68
Jude	Perera	1991-92	38	163	19	8.58	6	482.0	85	1205	14.18
Glenn	Perussich	2008-09	43	850	38	22.37	4	130.0	32	605	18.91
Lachlan	Perussich	2008-09	5	0	3	0.00	3	7.0	3	35	11.67
Bryce	Peter-Budge	2006-07	49	960	46	20.87	4	6.0	0	21	-
Ben	Peters	2014-15	1	32	1	32.00	0	0.0	0	0	-
Greg	Peters	1982-83	220	4725	161	29.35	14	21.0	1	56	56.00
Steven	Peters	2007-08	1	0	1	0.00	1	0.0	0	0	-
John	Petropoulos	2012-13	22	171	17	10.06	3	44.0	9	222	24.67
B.	Phillips	1990-91	10	201	10	20.10	0	34.0	5	131	26.20
Daniel	Phillips	Daniel Son 1994-95	136	2477	132	18.77	14	638.2	119	2165	18.19

All Time Statistics - to end season 2014/15

<i>Player</i>	<i>Nickname</i>	<i>Debut</i>	<i>Games</i>	<i>Runs</i>	<i>Comp. Ins</i>	<i>Bat Ave</i>	<i>Ducks</i>	<i>Overs</i>	<i>Wkts</i>	<i>Runs Off</i>	<i>Bowl Ave</i>	
David	Phillips	1983-84	13	168	9	18.67	0	129.0	18	466	25.89	
Fred	Phillips	1992-93	69	1629	54	30.17	4	33.0	2	142	71.00	
Jack	Phillips	2014-15	1	0	0	-	0	4.0	2	33	16.50	
Shane	Phillips	1992-93	85	1424	78	18.26	12	622.0	104	2005	19.28	
T.	Pititto	Pre-83	1	0	0	-	0	0.0	0	0	-	
Marcus	Plozza	2005-06	4	90	3	30.00	0	9.0	1	72	72.00	
Jim	Polonidis	Polla	1992-93	246	3284	171	19.20	21	1821.5	291	4934	16.96
Tien	Polonidis	2006-07	48	307	44	6.98	10	251.2	30	1160	38.67	
Nick	Porfyrus	2013-14	1	0	1	0.00	0	0.0	0	0	-	
Ian	Potter	Ick	Pre-83	51	993	41	24.22	4	630.0	89	1915	21.52
John	Potter	Pre-83	5	63	4	15.75	2	64.0	14	203	14.50	
Les	Potts	1996-97	14	82	6	13.67	2	171.0	23	412	17.91	
Ryan	Potts	1998-99	1	9	1	9.00	0	1.0	0	7	-	
Brendan	Powell	2014-15	12	202	9	22.44	1	59.4	8	238	29.75	
Steve	Pratico	Pre-83	5	96	5	19.20	0	1.0	0	7	-	
Graeme	Predgen	1997-98	6	73	4	18.25	0	47.0	8	283	35.38	
Trevor	Price	1986-87	5	132	3	44.00	1	121.0	15	310	20.67	
Craig	Pridham	Prids	2009-10	49	475	38	12.50	10	588.2	98	2039	20.81
Freddie	Priestley	2014-15	12	250	12	20.83	4	6.0	4	22	5.50	
Nick	Puccio	2008-09	12	162	10	16.20	1	0.0	0	0	-	
Craig	Purcell	1988-89	6	76	5	15.20	0	0.0	0	0	-	
Des	Purcell	1992-93	16	234	16	14.63	1	127.0	18	366	20.33	
Ken	Purcell	1986-87	4	36	4	9.00	2	0.0	0	0	-	
Anthony	Purificato	2005-06	9	67	9	7.44	2	17.0	2	114	57.00	
Q												
Celeste	Quinton	2008-09	1	1	1	1.00	0	0.0	0	0	-	
Ben	Quixley	2004-05	1	0	1	0.00	1	1.0	0	11	-	
R												
Amelia	Radford	2008-09	9	213	7	30.43	1	50.0	7	168	24.00	
Stephen	Radford	Pigeon	2006-07	35	110	22	5.00	8	72.3	21	299	14.24
Lou	Raffaele	2007-08	95	2589	90	28.77	7	215.0	39	607	15.56	
Pramod	Raghavendran	2009-10	10	62	6	10.33	3	14.0	4	82	20.50	
Kamil	Rahman	2014-15	3	41	3	13.67	0	17.0	0	84	-	
Mahir	Rahman	2014-15	3	36	3	12.00	1	16.0	5	94	18.80	
Vivek	Rajababu	2006-07	15	313	14	22.36	3	26.0	3	142	47.33	
Dinesh	Rajalingam	2006-07	1	0	1	0.00	1	1.0	0	12	-	
Nanda	Rama	2013-14	20	222	17	13.06	2	105.0	8	377	47.13	
Sriram	Ramakrishnan	2008-09	16	229	12	19.08	0	94.2	20	462	23.10	
Prakash	Raniga	2013-14	1	0	1	0.00	0	0.0	0	0	-	
Raheel	Raniga	2013-14	2	0	0	-	0	0.0	0	0	-	
Paresh	Rathod	2005-06	26	276	18	15.33	6	218.0	37	739	19.97	
Dushan	Raveendrakumar	2008-09	19	500	18	27.78	2	27.0	1	150	150.00	
James	Rawlinson	2004-05	43	581	34	17.09	3	30.0	6	79	13.17	
Shaun	Rayment	2005-06	112	438	70	6.26	24	122.3	24	762	31.75	
Michael	Read	2004-05	1	0	1	0.00	1	1.0	0	5	-	
Richard	Reddish	1996-97	44	338	42	8.05	10	140.0	37	562	15.19	
Rod	Reddish	1971-72	1	51	1	51.00	0	3.0	1	19	19.00	
Tom	Reilly	2009-10	3	25	3	8.33	2	23.0	3	68	22.67	
Charlie	Reitano	Pre-83	23	283	20	14.15	0	26.0	2	79	39.50	
Frankie	Reitano	2007-08	14	272	14	19.43	3	139.0	23	456	19.83	
Joe	Reitano	2000-01	10	244	8	30.50	1	70.0	18	241	13.39	
Brian	Rennex	Crackers	Pre-83	29	362	27	13.41	5	185.0	36	677	18.81

All Time Statistics - to end season 2014/15

<i>Player</i>	<i>Nickname</i>	<i>Debut</i>	<i>Games</i>	<i>Runs</i>	<i>Comp. Ins</i>	<i>Bat Ave</i>	<i>Ducks</i>	<i>Overs</i>	<i>Wkts</i>	<i>Runs Off</i>	<i>Bowl Ave</i>
Joshua	Rennex	2008-09	1	13	1	13.00	0	0.0	0	0	-
L.	Reynolds	1996-97	1	3	1	3.00	0	3.0	1	17	17.00
J.	Richards	1986-87	8	37	6	6.17	2	4.0	0	17	-
D.	Richardson	1991-92	1	55	1	55.00	0	5.0	0	23	-
Glenn	Richmond	2007-08	4	88	4	22.00	0	40.0	3	97	32.33
Darren	Rinaldi	2011-12	5	42	5	8.40	0	62.0	14	180	12.86
J.	Ritchie	1983-84	2	4	1	4.00	0	0.0	0	0	-
Stuart	Rixon	Ricko 2012-13	5	185	4	46.25	0	28.0	8	122	15.25
Daniel	Rizk	2004-05	1	16	0	-	0	0.0	0	0	-
David	Roach	2009-10	5	201	7	28.71	2	2.0	0	4	-
John	Roberts	2006-07	18	188	13	14.46	2	57.0	10	183	18.30
Sandi	Robertson	2007-08	12	12	11	1.09	6	3.0	0	22	-
Andrew	Rock	1987-88	2	31	2	15.50	0	5.0	0	25	-
Gary	Rodgers	1984-85	19	93	14	6.64	3	127.0	22	391	17.77
Peter	Rogan	1985-86	94	1778	81	21.95	11	33.0	4	159	39.75
Paul	Roll	1987-88	9	42	8	5.25	1	10.0	1	45	45.00
Franco	Romano	2000-01	1	0	0	-	0	0.0	0	0	-
Lino	Romano	2001-02	1	26	1	26.00	0	2.0	0	10	-
Alex	Ross	2014-15	2	70	2	35.00	0	0.0	0	0	-
Ian	Ross	2008-09	1	0	0	-	0	1.0	1	7	7.00
Sean	Ross	2008-09	1	17	1	17.00	0	4.0	1	25	25.00
Mick	Rossito	1980-81	1	9	1	9.00	0	3.0	0	19	-
Paul	Rossito	Pre-83	19	254	23	11.04	4	88.0	13	293	22.54
David	Rossitto	2010-11	1	0	1	0.00	1	0.0	0	0	-
Simon	Rossitto	2010-11	3	1	2	0.50	1	0.0	0	0	-
Adrian	Rotunno	2009-10	2	25	3	8.33	1	2.0	0	8	-
Sally	Rotunno	2007-08	14	79	10	7.90	3	5.0	1	58	58.00
Chris	Rowe	1995-96	11	347	11	31.55	0	45.0	7	107	15.29
Brendan	Rowlands	1999-00	13	223	12	18.58	3	14.0	5	66	13.20
Harry	Royal	2004-05	2	1	0	-	0	0.0	0	0	-
David	Royle	Choco 2008-09	11	12	4	3.00	2	34.0	8	149	18.63
Craig	Rule	1997-98	58	207	30	6.90	7	13.0	5	55	11.00
Patrick	Russell	2009-10	26	100	18	5.56	6	135.0	25	586	23.44
Shannon	Russell	2002-03	3	58	5	11.60	1	3.0	0	34	-
Will	Ryall	2005-06	3	3	2	1.50	1	2.0	0	23	-
Danny	Ryan	1997-99	21	132	13	10.15	0	162.0	25	617	24.68
David	Ryan	Pre-83	51	534	37	14.43	4	282.0	55	1016	18.47
Luke	Ryan	2000-01	12	75	9	8.33	2	79.0	18	273	15.17
Nick	Ryan	1977-78	6	39	6	6.50	0	0.0	0	0	-
Robert	Ryan	1997-98	14	186	11	16.91	3	1.0	0	1	-
Tim	Ryan	2009-10	39	178	34	5.24	8	214.0	39	951	24.38
S											
Joe	Sabato	1981-82	3	4	2	2.00	1	0.0	0	0	-
Ivan	Saddler	1996-97	21	340	17	20.00	3	196.0	32	586	18.31
John	Sadler	1999-00	14	206	11	18.73	0	0.0	0	0	-
Riaz	Salar-Uddin	2012-13	5	3	3	1.00	2	2.0	0	16	-
R.	Salatia	1989-90	2	26	2	13.00	1	0.0	0	0	-
A.	Saliba	2000-01	1	0	1	0.00	1	5.0	1	27	27.00
Steve	Salkas	2010-11	2	11	2	5.50	0	8.0	2	16	8.00
J.	Salvo	Pre-83	1	0	1	0.00	1	0.0	0	0	-
Lucky	Samarasighe	2002-03	5	35	7	5.00	2	2.0	1	9	9.00
Dino	Sapuppo	The Valve 2003-04	141	1342	98	13.69	23	603.4	102	2436	23.88
Rupoj	Sarbaswa	2007-08	7	3	3	1.00	1	15.0	1	92	92.00

All Time Statistics - to end season 2014/15

<i>Player</i>	<i>Nickname</i>	<i>Debut</i>	<i>Games</i>	<i>Runs</i>	<i>Comp. Ins</i>	<i>Bat Ave</i>	<i>Ducks</i>	<i>Overs</i>	<i>Wkts</i>	<i>Runs Off</i>	<i>Bowl Ave</i>	
Harvey	Saward	1991-92	15	458	14	32.71	0	32.0	4	169	42.25	
Enzo	Scalzo	1987-88	9	121	8	15.13	0	0.0	0	0	-	
P.	Scardilli	1981-82	9	113	8	14.13	1	0.0	0	0	-	
Fabian	Scaunich	2005-06	3	5	1	5.00	1	12.0	2	71	35.50	
Mark	Schuliga	Shags	1997-98	81	946	47	20.13	11	1011.0	150	2992	19.95
David	Schumann	2000-01	8	87	10	8.70	1	33.0	3	170	56.67	
Bob	Sciacchitano	Shicka	1985-86	257	4561	232	19.66	25	885.5	158	3660	23.16
Cameron	Scott	2007-08	3	44	2	22.00	0	0.0	0	0	-	
Shane	Searle	1985-86	6	52	5	10.40	1	55.0	10	185	18.50	
Robert	Semmens	1986-87	16	415	18	23.06	1	4.0	0	34	-	
Geoff	Serong	1983-84	6	373	6	62.17	0	35.0	2	81	40.50	
Imran	Shahid	2008-09	1	21	1	21.00	0	0.0	0	0	-	
D.	Shalders	1986-87	4	51	5	10.20	1	0.0	0	0	-	
Rahul	Sharma	Sunny	2005-06	67	1709	59	28.97	7	282.5	63	1077	17.10
Rajat	Sharma	2005-06	11	94	9	10.44	2	77.0	22	336	15.27	
Steve	Sharma	2014-15	2	35	2	17.50	0	7.0	2	46	23.00	
Liam	Shaw	2014-15	1	18	1	18.00	0	0.0	0	0	-	
Bernie	Sheldon	Pre-83	31	133	18	7.39	6	80.0	25	276	11.04	
Wayne	Sheldon	1985-86	28	145	12	12.08	5	197.0	41	690	16.83	
Padrick	Shelton	Paddy	2014-15	10	61	8	7.63	2	26.0	5	138	27.60
Peta	Shephard	2010-11	8	6	2	3.00	1	5.0	1	31	31.00	
Darren	Sheppard	Pre-83	71	1131	72	15.71	10	23.0	3	123	41.00	
Terry	Sheppard	Pre-83	29	245	17	14.41	2	206.0	32	641	20.03	
Antony	Sherer	Publican	2007-08	49	295	26	11.35	8	476.0	69	1421	20.59
Jo	Sherer	2009-10	1	0	1	0.00	1	0.0	0	0	-	
Greg	Shultz	1984-85	41	576	33	17.45	3	7.0	2	29	14.50	
Sam	Silvestro	1986-87	5	22	5	4.40	2	0.0	0	0	-	
Christopher	Sinclair	2002-03	16	123	12	10.25	4	65.0	12	391	32.58	
Amandeep	Singh	2014	9	158	6	26.33	1	53.2	18	201	11.17	
Jatinder	Singh	2014-15	7	29	4	7.25	1	9.0	2	60	30.00	
Pardeep	Singh	2012-13	22	208	20	10.40	1	142.0	34	408	12.00	
Daniel	Siomos	1999-00	4	50	4	12.50	0	0.0	0	0	-	
Matt	Siomos	1998-99	23	473	22	21.50	0	1.0	0	6	-	
D.	Sirlakogou	1996-97	1	0	0	-	0	0.0	0	0	-	
Richard	Skipworth	1996-97	4	64	3	21.33	1	3.0	0	15	-	
Benjamin	Skok	2014-15	9	127	7	18.14	0	1.0	0	13	-	
B.	Slamin	1989-90	2	29	3	9.67	1	7.0	1	42	42.00	
Darrin	Sleeth	1986-87	4	51	4	12.75	1	45.0	7	172	24.57	
Steve	Smales	2015	2	3	2	1.50	0	2.0	0	14	-	
Andre	Smith	2010-11	1	5	1	5.00	0	6.0	3	14	4.67	
B.	Smith	1981-82	2	4	1	4.00	0	0.0	0	0	-	
Geoff	Smith	Jethro	2001-02	79	729	53	13.75	10	905.0	130	2466	18.97
Peter	Smith	Postcode	2001-02	148	636	72	8.83	23	1187.0	241	4143	17.19
R.	Smith	1996-97	4	82	4	20.50	0	3.0	2	14	7.00	
Troy	Smith	2012-13	9	170	7	24.29	1	105.0	10	324	32.40	
Brad	Snell	2008-09	2	1	2	0.50	1	0.0	0	0	-	
Rakshit	Sohal	2013	4	10	4	2.50	0	12.0	1	45	45.00	
Craig	Sonnberg	2008-09	10	109	5	21.80	2	59.0	10	263	26.30	
Greg	Sorenson	Storm	2008-09	9	91	6	15.17	2	6.0	1	69	69.00
Harry	Sorrell	2014-15	9	71	8	8.88	1	58.0	9	260	28.89	
Julia	Spagna	2009-10	3	11	2	5.50	1	0.0	0	0	-	
Lisa	Spagna	2007-08	31	115	23	5.00	8	84.0	4	612	153.00	
Mark	Spagna	2006-07	46	673	40	16.83	6	134.0	26	516	19.85	
Subra	Sreenivasan	2008-09	16	89	13	6.85	3	7.0	2	61	30.50	

All Time Statistics - to end season 2014/15

<i>Player</i>		<i>Nickname</i>	<i>Debut</i>	<i>Games</i>	<i>Runs</i>	<i>Comp. Ins</i>	<i>Bat Ave</i>	<i>Ducks</i>	<i>Overs</i>	<i>Wkts</i>	<i>Runs Off</i>	<i>Bowl Ave</i>
Chris	Stafford		2005-06	37	485	22	22.05	4	517.1	72	1415	19.65
Maddie	Stafford		2007-08	18	25	14	1.79	8	56.0	2	399	199.50
Darren	Staggard		1986-87	4	3	3	1.00	1	6.0	0	25	-
Shannon	Stevens		1990-91	21	204	15	13.60	1	139.0	20	676	33.80
David	Storey		1971-72	13	153	10	15.30	1	36.0	12	158	13.17
Mark	Storey		1992-93	1	0	0	-	0	0.0	0	0	-
Ray	Storey	Stores	1971-72	185	4501	186	24.20	12	533.0	130	1801	13.85
Stewart	Storey		1991-92	60	871	45	19.36	13	108.0	15	489	32.60
Joel	Streete		2003-04	16	257	17	15.12	0	6.0	3	45	15.00
Theresia	Strobel		2009-10	4	4	3	1.33	1	0.0	0	0	-
Sean	Stroud		1998-99	27	310	17	18.24	2	2.0	0	26	-
Jim	Stuart		Pre-83	22	363	21	17.29	0	25.0	3	99	33.00
Grant	Stubbs		2008-09	1	0	0	-	0	1.0	1	15	15.00
Russell	Stubbs		2008-09	1	0	1	0.00	1	1.0	0	13	-
Cameron	Sturrock		2007-08	6	6	3	2.00	1	28.0	4	131	32.75
Garry	Sturrock		2007-08	5	100	5	20.00	0	3.0	0	15	-
Marc	Sumner		1981-82	1	0	0	-	0	3.0	1	24	24.00
Chris	Surace		2009-10	1	1	1	1.00	0	1.0	0	24	-
Alan	Sutherland		1974-75	55	988	68	14.53	8	75.0	16	424	26.50
Chris	Sutherland		2008-09	4	92	2	46.00	0	25.0	6	115	19.17
Ian	Sutherland	Sudsy	1974-75	237	4904	233	21.05	27	71.0	20	409	20.45
S.	Sutton		1986-87	10	22	5	4.40	0	0.0	0	0	-
Krishna	Swaminathan		2009-10	17	144	14	10.29	5	9.0	4	59	14.75
Paul	Sweet		2001-02	3	83	4	20.75	0	0.0	0	0	-
Andrew	Syme		1979-80	8	43	6	7.17	0	81.0	14	286	20.43
Liam	Symes		2012-13	4	6	2	3.00	1	0.0	0	0	-
Ron	Szulg		1986-87	11	53	9	5.89	2	29.0	5	138	27.60
T												
Walid	Taha		2004-05	1	3	1	3.00	0	1.0	1	4	4.00
David	Talbot		Pre-83	104	978	87	11.24	13	38.0	9	163	18.11
John	Talone	Odie	1987-88	306	4787	273	17.53	29	81.0	12	422	35.17
Carolyn	Tan		2008-09	15	7	8	0.88	6	41.0	4	290	72.50
Belinda	Tankard		2007-08	21	49	11	4.45	5	18.0	0	191	-
Kurtis	Tankard		2008-09	14	48	7	6.86	0	84.0	9	340	37.78
Sam	Tankard		1997-98	5	175	3	58.33	0	24.0	7	72	10.29
Michael	Tanner		2007-08	1	1	1	1.00	0	6.0	2	31	15.50
J.	Tarish		1986-87	2	1	1	1.00	0	0.0	0	0	-
Bob	Tarrant		Pre-83	19	304	16	19.00	3	45.0	9	230	25.56
Stephen	Tassos		2009-10	32	181	29	6.24	6	18.0	1	142	142.00
Ann	Tattersall		2010-11	6	11	4	2.75	1	0.0	0	0	-
Sainath	Tavate		2009-10	25	76	15	5.07	6	59.0	17	287	16.88
David	Taylor		2002-03	15	133	16	8.31	2	42.0	4	250	62.50
Jessica	Taylor		2011-12	20	0	12	0.00	5	4.0	1	43	43.00
Nicholas	Taylor		2008-09	39	58	22	2.64	10	25.0	2	188	94.00
Patrick	Taylor	Boss	2008-09	88	466	57	8.18	12	708.1	123	2344	19.06
Rob	Taylor	Rob Be Bank	1995-96	67	989	50	19.78	7	510.0	78	1818	23.31
Tom	Taylor		1995-96	36	527	33	15.97	3	128.0	13	622	47.85
Neil	Tee		2009-10	3	2	2	1.00	1	2.0	0	18	-
N.	Tegovski		2001-02	1	6	1	6.00	0	0.0	0	0	-
Mario	Tenace		1996-97	34	1062	21	50.57	2	205.0	36	1078	29.94
Adam	Tennenini		2004-06	15	163	13	12.54	2	5.0	2	64	32.00
Danny	Terzini	Busy	1991-92	259	5079	241	21.07	32	161.3	31	793	25.58
Alan	Thomas		2003-04	9	15	7	2.14	3	0.0	0	0	-

All Time Statistics - to end season 2014/15

<i>Player</i>	<i>Nickname</i>	<i>Debut</i>	<i>Games</i>	<i>Runs</i>	<i>Comp. Ins</i>	<i>Bat Ave</i>	<i>Ducks</i>	<i>Overs</i>	<i>Wkts</i>	<i>Runs Off</i>	<i>Bowl Ave</i>	
Ben	Thomas	2003-04	157	2799	154	18.18	17	140.0	28	578	20.64	
Jack	Thomas	2012-13	6	16	4	4.00	2	10.0	1	47	47.00	
Matthew	Thomas	Hollywood	2001-02	152	3660	142	25.77	24	493.0	104	1731	16.64
Chris	Thompson	1984-85	9	187	8	23.38	1	0.0	0	0	-	
Geoff	Thompson	1988-89	26	296	18	16.44	1	200.0	29	670	23.10	
Perry	Thomson	2008-09	1	29	1	29.00	0	7.0	1	30	30.00	
Daniel	Thorneycroft	2011-12	7	5	2	2.50	0	12.4	5	82	16.40	
James	Thorneycroft	2008-09	50	71	35	2.03	18	372.0	68	1316	19.35	
Victoria	Thorneycroft	2007-08	43	51	23	2.22	14	27.0	2	252	126.00	
Simon	Thornton	2009-10	64	157	25	6.28	7	758.2	124	1979	15.96	
David	Threlfall	2003-04	1	4	2	2.00	0	1.0	0	14	-	
Jake	Toa	2011-12	1	5	1	5.00	0	6.0	0	21	-	
Maurice	Tobin	1985-86	2	58	3	19.33	1	13.0	0	49	-	
Daryl	Tormey	2007-08	1	0	0	-	0	0.0	0	0	-	
John	Tormey	1971-72	10	24	8	3.00	2	0.0	0	0	-	
Dominic	Tosca	2011-12	2	13	0	-	0	8.0	0	48	-	
Francis	Tran	2004-05	42	437	38	11.50	12	194.0	27	823	30.48	
John	Tranevski	1986-87	4	154	4	38.50	0	26.0	6	115	19.17	
Todd	Trimble	1998-99	8	97	6	16.17	1	122.0	29	319	11.00	
Ateet	Tripathi	2014-15	4	50	3	16.67	0	6.0	1	45	45.00	
Michael	Troost	2009-10	1	11	1	11.00	0	0.0	0	0	-	
Justin	Trowell	Big J	2014-15	14	84	11	7.64	2	37.0	7	170	24.29
Emma	Turton	2009-10	1	0	0	-	0	0.0	0	0	-	
Kel	Twite	2014	2	9	2	4.50	0	0.0	0	0	-	
Ashwin	Tyagi	2006-07	1	14	1	14.00	0	6.0	1	19	19.00	
Mark	Tyrell	1995-96	5	7	3	2.33	1	6.0	3	31	10.33	
Michael	Tyrell	1995-96	6	135	5	27.00	1	30.0	6	88	14.67	
U												
Ihtisham	Uddin	Ishti	2010-11	23	688	21	32.76	1	231.0	49	487	9.94
Bharat	Uniyal		2014-15	4	26	3	8.67	0	4.2	0	46	-
V												
Joseph	Van Loon		2005-06	42	593	35	16.94	4	232.0	49	864	17.63
G.	Vandonakker		1994-95	34	520	31	16.77	4	198.0	40	781	19.53
Beau	Velona		2007-08	65	370	55	6.73	16	282.0	49	1287	26.27
Tony	Villani		2005-06	19	213	16	13.31	2	47.0	10	222	22.20
W												
Heidi	Waddell		2009-10	3	0	1	0.00	1	3.0	0	21	-
T.	Wade		1992-93	1	0	0	-	0	0.0	0	0	-
Anthony	Wakeling		1987-88	30	259	18	14.39	3	412.0	54	1168	21.63
Chris	Wakeling		1989-90	20	174	15	11.60	2	212.0	32	644	20.13
Mark	Wakeling	Wacka	1984-85	168	3126	123	25.41	18	151.0	26	587	22.58
Daniel	Waldron		2014-15	2	48	2	24.00	0	27.0	2	65	32.50
Adele	Walker		2007-08	13	18	9	2.00	7	5.0	0	41	-
Andrew	Walker		1979-80	23	733	25	29.32	1	158.0	41	530	12.93
Andrew G.	Walker		2003-04	25	171	23	7.43	8	195.0	24	830	34.58
David	Walker		2000-01	10	72	10	7.20	2	31.0	5	150	30.00
Graeme	Walker	Charlie	2002-03	106	194	44	4.41	16	24.0	5	160	32.00
Greg	Walker		Pre-83	23	299	19	15.74	4	7.0	0	23	-
Guy	Walker		2007-08	1	12	1	12.00	0	5.0	4	33	8.25
K.	Walker		1986-87	16	281	13	21.62	4	0.0	0	0	-
Murray	Walker	Muzza	2000-01	110	1103	75	14.71	3	744.4	153	2739	17.90

All Time Statistics - to end season 2014/15

<i>Player</i>		<i>Nickname</i>	<i>Debut</i>	<i>Games</i>	<i>Runs</i>	<i>Comp. Ins</i>	<i>Bat Ave</i>	<i>Ducks</i>	<i>Overs</i>	<i>Wkts</i>	<i>Runs Off</i>	<i>Bowl Ave</i>
Nigel	Walker		2002-03	84	423	50	8.46	11	384.0	80	1583	19.79
Colin	Walsh		2013-14	1	39	1	39.00	0	3.0	0	26	-
J.	Walsh		1981-82	3	13	2	6.50	0	8.0	2	45	22.50
Andrew	Walsham		2005-06	4	25	3	8.33	0	0.0	0	0	-
B.	Walter		1996-97	2	2	2	1.00	1	5.0	1	27	27.00
Dale	Ward		1984-85	12	580	13	44.62	1	131.0	19	404	21.26
Diane	Ward		2009-10	13	31	9	3.44	5	25.0	0	191	-
Stephen	Ward	Wardy	2010-11	68	942	68	13.85	6	392.2	88	1656	18.82
Tom	Ward		Pre-83	27	170	23	7.39	4	9.0	2	36	18.00
Colin	Watson		2010-11	1	7	1	7.00	0	4.0	1	36	36.00
S.	Watt		1985-86	4	152	5	30.40	0	85.0	15	170	11.33
J.	Watts		1996-97	1	6	1	6.00	0	3.0	2	17	8.50
Peter	Waudby		1989-90	5	73	5	14.60	0	0.0	0	0	-
Kevin	Webb		1989-90	19	310	17	18.24	1	81.2	9	248	27.56
Heath	Webb-Johnson	Frodo	2006-07	68	1613	69	23.38	3	56.0	22	295	13.41
James	Webster		2011-12	10	9	8	1.13	5	29.0	4	209	52.25
Nicholas	Webster		2011-12	18	83	15	5.53	3	55.0	14	272	19.43
Lucky	Welivitiya		2003-04	1	0	1	0.00	1	2.0	0	14	-
Sam	Wellard		2001-02	39	90	19	4.74	0	495.0	66	1368	20.73
Matthew	Wenlock		2011-12	21	213	16	13.31	2	19.0	5	72	14.40
Shane	Westlow	Westy	1986-87	86	209	35	5.97	9	919.0	144	2429	16.87
Nicholas	Whalley		2009-10	3	13	3	4.33	1	8.0	3	50	16.67
Peter	Whebell		2010-11	35	271	26	10.42	4	185.0	32	783	24.47
Troy	Whillance		1992-93	2	21	1	21.00	0	7.0	3	40	13.33
M.	White		1984-85	3	0	1	0.00	1	1.0	0	5	-
Radford	White		1983-84	5	36	4	9.00	0	19.0	9	50	5.56
T.	Whitfield		1997-98	3	18	1	18.00	0	13.0	1	77	77.00
Mark	Whiting		1975-76	12	53	11	4.82	4	7.0	1	21	21.00
A.	Whitton		1998-99	1	4	1	4.00	0	0.0	0	0	-
Hugh	Wignall		2001-02	2	4	2	2.00	1	16.0	2	68	34.00
Casey	Wilcock		2008-09	7	4	2	2.00	0	5.0	1	51	51.00
Joel	Wilford		2010-11	13	262	14	18.71	2	18.0	7	78	11.14
Justin	Willee		1991-92	78	1071	58	18.47	9	20.0	3	118	39.33
Glen	Willett		1995-96	26	562	27	20.81	1	175.0	27	677	25.07
C.	Williams		1998-99	1	2	1	2.00	0	3.0	0	10	-
M.	Williams		2002-03	1	19	1	19.00	0	0.0	0	0	-
Shane	Williams		1990-91	88	2213	80	27.66	3	16.0	3	56	18.67
David	Williamson		1986-87	10	168	7	24.00	0	98.0	18	361	20.06
Paul	Williamson		1987-88	14	191	10	19.10	0	98.0	25	359	14.36
Adam	Wilson		2012-13	9	57	7	8.14	3	1.0	0	7	-
Bill	Wilson		2006-07	7	21	6	3.50	1	4.0	2	31	15.50
Dave	Wilson		2008-09	2	12	1	12.00	0	8.0	0	46	-
Jon	Wilson		1987-88	3	81	3	27.00	0	32.0	10	139	13.90
Ken	Wilson		1973-74	8	144	10	14.40	2	0.0	0	0	-
Ned	Wilson		2006-07	7	62	7	8.86	2	15.0	3	110	36.67
Neil	Wilson		2004-05	5	16	4	4.00	0	2.0	0	35	-
Sally	Wilson		2007-08	27	79	24	3.29	10	72.0	6	489	81.50
Tom	Wilson		2006-07	2	26	1	26.00	0	10.0	3	28	9.33
Nathaniel	Wolland		2014-15	9	9	5	1.80	3	80.3	9	323	35.89
Blake	Wood		2013-14	8	156	7	22.29	0	59.0	11	243	22.09
Paul	Wood		Pre-83	94	1244	86	14.47	9	12.0	4	38	9.50
Chris	Wright		2000-01	13	299	17	17.59	1	13.0	1	32	32.00
Dylan	Wright	Dill	2012-13	16	200	18	11.11	0	8.3	6	47	7.83
Ewin	Wright		1977-78	11	219	14	15.64	1	3.0	0	18	-

All Time Statistics - to end season 2014/15

Player	Nickname	Debut	Games	Runs	Comp. Ins	Bat Ave	Ducks	Overs	Wkts	Runs Off	Bowl Ave	
Norm	Wright	Tong	2007-08	84	780	47	16.60	3	790.0	117	2390	20.43
Peter	Wright		2007-08	21	218	12	18.17	0	106.0	17	238	14.00
W.	Wrigley		1987-88	3	5	2	2.50	0	5.0	1	22	22.00
Y												
Pavan	Yadav		2014-15	1	0	0	-	0	3.0	0	8	-
Z												
Dario	Zaccari	Darz	2006-07	7	19	5	3.80	3	7.0	0	82	-
Stefano	Zaccari		2007-08	4	2	2	1.00	0	0.0	0	0	-
Paul	Zarro		1996-97	3	55	3	18.33	1	19.0	2	83	41.50

A total of 1096 players have played senior cricket with the Moonee Valley Cricket Club.

*Allan Bourke and Shaun Bourke were listed in Wisden prior to 2012/13 as Burke

*Tien Polonidis and Natalie Demarte were listed in Wisden prior to 2011/12 as Tien Ha and Natalie Waite, respectively.

Season Review 2014/15

(continued from Page 72)

We played 12 games for the season, after washouts in Round 1 and Round 5. Because the VTCA had us in an eight-team grade, the fixture comprised seven one-day games and seven two-day matches.

Four of our players turned out for all 12 First Eleven games – skipper Matt Thomas, Alistair Ferrier, Troy Eden and Bede Gannon.

Captains and grades

Matt Thomas, who has been with Moonee Valley since starting in the Under 12s in 1997, was appointed captain of our First Eleven for his second season, and led from the front – even being elected captain of the VTCA's North B Team of the Year.

We ultimately missed out on playing finals by one wicket – twice running out of overs with the opposition nine wickets down, and just one scalp away from the extra four points gained from an outright.

Life Member, past Vice President and two-time Premiership player Jim Polonidis took on the job of Second Eleven captain. The result was a Third premiership for Jim, an official Champion Team status (undefeated throughout the season) and a year to remember.

It's always a hard gig, with well-performing players promoted to the Firsts, so there's always player turnover. We used 29 players during the course of the season, compared with a turnover of 35 in 2013/14.

After two one-day washouts we took to the field in 14 games, including the semi and Grand finals. We had a key core of stability with a group of players – Simon Thornton and Jack Newman played all 14 games, skipper Polonidis 13, and Tom King, Adam Patchell and Channa DeSilva all playing 10 or more matches.

James Holt put up his hand to captain the Thirds, and settling with a group of players available to switch between Saturday and Sunday time slots was a constant hassle. An incredible 57 players circulated through the team over the season, with 27 of them making just one appearance. It was a constant frustration to Holt to try and put together a stable team, which made his first win – an outright, no less against Carnegie at home in Round 10 all the sweeter. We then doubled up with another win the next round.

Mercantile provides us with what we want – two-day turf cricket with Sunday home games, but some players struggled with the concept of a mix of Saturday and Sunday games. We removed an anomaly from our team numbering system – our fourth turf team (the previous season's Fifths) were officially named our Fourth Eleven.

After years of captaining the teams selected next-to-last on Thursday nights, Allan Cumming finally had a squad of accomplished players to pick from each week as skipper of our one-day Sunday Turf team in Mercantile. It was Allan's sixth year as a captain. ***Continued, Page 97**

Bowling Records

Most Runs Off a Moonee Valley Bowler in a Single Over

Kevin Gardiner	Fifth Eleven	vs	Moonee Valley 4ths	32 runs	2006-07
Steven Ball	Sixth Eleven	vs	St.Andrews	30 runs	2005-06
James Thorneycroft	Sixth Eleven	vs	Buckley Park	30 runs	2011-12
Peter Gardiner	Fourth Eleven	vs	Tullamarine	29 runs	1997-98
Brian Moore	Second Eleven	vs	Moomba Park	28 runs	1976-77
Alexei Borrell	Fourth Eleven	vs	Coolaroo	28 runs	2005-06
Bharat Uniyal	Seventh Eleven	vs	Airport West/St Chris	27 runs	2014-15
Victoria Thorneycroft	North West	vs	Spotswood	27 runs	2009-10
Damien O'Haire	Fourth Eleven	vs	Flemington Colts	26 runs	2002-03
Joe Van Loon	Fourth Eleven	vs	Coolaroo	26 runs	2005-06
Nigel Walker	Ninth Eleven	vs	St Mary's	26 runs	2010-11
Joe Ansaldo	Fifth Eleven	vs	Pascoe Vale Central	26 runs	2014-15
Peter Gardiner	Fourth Eleven	vs	Tullamarine	25 runs	1997-98
John O'Brien	Fourth Eleven	vs	Coolaroo	25 runs	2005-06
Jim McKenzie	Seventh Eleven	vs	Pascoe Vale	25 runs	2008-09
Dino Sapuppo	Fifth Eleven	vs	Barkly St Uniting	25 runs	2009-10
Murray Walker	Fourth Eleven	vs	Maribyrnong Park	24 runs	2000-01
Nigel Walker	Sixth Eleven	vs	Greenvale	24 runs	2013-14
William Lai	Third Eleven	vs	Aberfeldie St.Johns	24 runs	2001-02
Tim Fisher	Fourth Eleven	vs	Merlynston/Hadfield	24 runs	2003-04
Richard Cooney	Sixth Eleven	vs	The Socials	24 runs	2004-05
Steven Ball	Sixth Eleven	vs	The Socials	24 runs	2005-06
Kosta Bolis	Seventh Eleven	vs	Sunshine Heights	24 runs	2005-06
Duncan Brown	Seventh Eleven	vs	Glenroy	24 runs	2006-07
Brett Curran	Eighth Eleven	vs	Avondale Heights	24 runs	2006-07
Pat Felmingham	Third Eleven	vs	East Coburg	24 runs	2008-09
Victoria Thorneycroft	North West	vs	Spotswood	23 runs	2009-10
Grant McMurdo	Fifth Eleven	vs	St.Andrews	23 runs	2003-04
James Clarke	Fourth Eleven	vs	West Coburg	23 runs	2004-05
Alex Johnson	Fourth Eleven	vs	Aberfeldie St.Johns	23 runs	2005-06
Mark Cini	Sixth Eleven	vs	St.Andrews	23 runs	2005-06
Bob Sciacchitano	Seventh Eleven	vs	Haig Amateurs	23 runs	2005-06
Neil Wilson	Seventh Eleven	vs	Pascoe Vale	23 runs	2005-06
Rod Gorham	Eighth Eleven	vs	Strathmore Heights	23 runs	2010-11
Will Agius	Eighth Eleven	vs	Pascoe Vale United	23 runs	2012-13
Joshua Moloney	Fifth Eleven	vs	Monash Uni Gryphons	23 runs	2013-14
Jesse Felle	Fourth Eleven	vs	Merlynston/Hadfield	22 runs	2003-04
James Clarke	Fourth Eleven	vs	Coburg Amateurs	22 runs	2004-05
Ashley Grundy	Fifth Eleven	vs	Strathmore Heights	22 runs	2004-05
Joel Costigan	Fifth Eleven	vs	St. Francis	22 runs	2004-05
Dino Sapuppo	Third Eleven	vs	Haig Amateurs	22 runs	2005-06
Jeff Nicol	Fourth Eleven	vs	St Mary's	22 runs	2006-07
Steven Ball	Sixth Eleven	vs	Strathmore Heights	22 runs	2006-07
Paul Hobbs	Eighth Eleven	vs	Keilor	22 runs	2006-07
Sam O'Brien	Eighth Eleven	vs	Avondale Heights	22 runs	2006-07
Mark Madden	Ninth Eleven	vs	Jacana	22 runs	2007-08
Joe Ansaldo	Eighth Eleven	vs	Strathmore Heights	22 runs	2010-11
Pat Taylor	Sixth Eleven	vs	Sunshine Heights	22 runs	2010-11
Ashley Krollig	Sixth Eleven	vs	Taylors Lakes	22 runs	2012-13

Most Catches in an Innings

Greg Meyers	First Eleven	vs	Taylors Lakes	7 catches	1995-96
Rod McLeod	First Eleven	vs	Airport West	6 catches	1974-75
Greg Meyers	First Eleven	vs	Coolaroo	5 catches	1993-94
Mark Forster	First Eleven	vs	Flemington	5 catches	2006-07
Danny Terzini	Second Eleven	vs	Flemington	5 catches	2006-07
Channa DeSilva	First Eleven	vs	Aberfeldie Park	5 catches	2014/15

Bowling Records

Most Overs in an Innings

Gary Irons	Second Eleven	vs Moomba Park	45 overs	1993-94
Ian Denny	First Eleven	vs Keilor Park	43 overs	1988-89
Ian Denny	First Eleven	vs Craigieburn	43 overs	1997-98
Ian Denny	First Eleven	vs Taylors Lakes	40 overs	1997-98
Ian Denny	First Eleven	vs Taylors Lakes	37 overs	1995-96
Gary Irons	Second Eleven	vs Campbellfield	36 overs	1993-94
Shane Westlow	First Eleven	vs Pascoe Vale	34 overs	1996-97
Darren Nagle	First Eleven	vs Oak Park	33 overs	1989-90
Ian Denny	First Eleven	vs Tullamarine	33 overs	1995-96
Darren Nagle	First Eleven	vs Taylors Lakes	33 overs	1997-98
Darren Nagle	First Eleven	vs Craigieburn	33 overs	1997-98
Mark Schuliga	Third Eleven	vs St. Andrews	33 overs	2004-05
Ian Denny	First Eleven	vs Buckley Park	32 overs	1995-96
Brett Fletcher	First Eleven	vs Flemington	31 overs	2002-03
Tony Gleeson	First Eleven	vs Flemington	31 overs	2002-03
Brian Hallett	Third Eleven		31 overs	1983-84

Most Consecutive Maidens

Dean Jukic	Second Eleven	vs Old Mentonians	8 maidens	2005-06
Amit Chaudhary	First Eleven	vs Werribee Centrals	8 maidens	2010-11
Gary Irons	Third Eleven	vs Strathmore	7 maidens	1991-92
Jude Perera	Second Eleven	vs Pascoe Vale	7 maidens	1993-94
Dino Sapuppo	Third Eleven	vs Pascoe Vale SC	7 maidens	2006-07
Jesse Felle	Fifth Eleven	vs East Coburg	7 maidens	2008-09
Norm Wright	Fourth Eleven	vs Pascoe Vale Central	7 maidens	2010-11
Vishal Mehta	Fifth Eleven	vs Glenroy	7 maidens	2010-11
Murtaza Khaliq	First Eleven	vs Jacana	7 maidens	2014-15
Jesse Felle	Sixth Eleven	vs Gladstone Park	7 maidens	2013-14
Jesse Felle	Sixth Eleven	vs Greenvale	6 maidens	2013-14
Tony Gleeson	First Eleven	vs Kingsville Baptists	6 maidens	2002-03
Will Mallory	First Eleven	vs Keilor Park	6 maidens	2003-04
Mark Gauci	First Eleven	vs Aberfeldie Park	6 maidens	2005-06
John O'Brien	Third Eleven	vs Pascoe Vale SC	6 maidens	2008-09
Bede Gannon	Third Eleven	vs St Marys	6 maidens	2008-09
Steven Herbert	Fourth Eleven	vs Craigieburn	6 maidens	2012-13
Pat Taylor	Seventh Eleven	vs Gladstone Park	6 maidens	2012-13
Steve Allan	First Eleven	vs Glenroy	5 maidens	1999-00
Laurie Luhm	Third Eleven	vs Port Phillip	5 maidens	2001-02
Rex Bennett	First Eleven	vs Kingsville Baptists	5 maidens	2002-03
Brett Fletcher	First Eleven	vs Flemington	5 maidens	2002-03
Brett Fletcher	First Eleven	vs Tullamarine	5 maidens	2002-03
Matt Gauci	First Eleven	vs Craigieburn	5 maidens	2004-05
Joe Bonfa	Second Eleven	vs Craigieburn	5 maidens	2004-05
Joe Bonfa	Second Eleven	vs Sunshine YCW	5 maidens	2004-05
Rajat Sharma	Fourth Eleven	vs Aberfeldie St.Johns	5 maidens	2006-07
Kane Harding	First Eleven	vs Hoppers Crossing	5 maidens	2008-09
Kane Harding	First Eleven	vs Jacana	5 maidens	2008-09
Bob Sciacchitano	Fifth Eleven	vs East Coburg	5 maidens	2009-10
Liam McIntosh	Fifth Eleven	vs Royal Pk Reds	5 maidens	2009-10
Simon Thornton	Second Eleven	vs Footscray United	5 maidens	2009-10
Tracy Armstrong	Womens Firsts	vs Spotswood	5 maidens	2010-11
Chris Stafford	First Eleven	vs Strathmore	5 maidens	2010-11
Sean O'Kane	Fourth Eleven	vs Pascoe Vale Cent.	5 maidens	2013-14
Dean Jukic	Fourth Eleven	vs Pascoe Vale Cent.	5 maidens	2013-14
Peter O'Kane	Sixth Eleven	vs Jacana	5 maidens	2014-15

Designated Tournament Games

Barooga Masters Over 35s tournament 2015

Moonee Valley official team

Player	Games	Runs	Compl. inngs	Bat Ave	100s	High score	Catches	Wick ct/st	Ducks	Overs	Maidens	Wkts	Runs agst	Bowl Ave	Best
Cumming, Allan	3	20	3	6.66	-	11	-	1	0	0	0	0	0	-	-
Furlong, Brian	3	29	3	9.66	-	17	-	1	7	0	0	45	-	-	0/6
Gauci, Mark	3	66	2	33.00	-	61no	-	1	8	1	2	44	22.00	-	1/7
Holt, James	3	3	2	1.50	-	3	-	1	6	0	2	50	25.00	-	1/21
Hood, Shannon	1	11	1	11.00	-	11	-	0	2	0	0	18	-	-	0/18
Jukic, Dean	3	17	2	8.50	-	11no	-	1	9	0	3	46	15.33	-	3/33
King, Neil	3	73	2	36.50	-	45no	-	0	0	0	0	0	-	-	-
O'Kane, Sean	3	59	3	19.66	-	46	-	0	3	0	1	8	8.00	-	1/5
Patchell, Adam	3	12	3	4.00	-	9	-	1	13	0	0	78	-	-	0/21
Phillips, Daniel	3	23	3	7.66	-	15	-	0	7	0	2	43	21.50	-	1/14
Smales, Steve	2	3	2	1.50	-	2	-	0	2	0	0	14	-	-	0/14
Walker, Graeme	3	10	1	10.00	-	6no	0	-	0	1	0	0	5	-	0/5

The tournament was held January 12-16, 2015 at Barooga, NSW, and was Moonee Valley's second year participating.

These statistics are included in our all-time statistics, as allowed by our Bylaws. The Committee considered these games and ratified them for inclusion as official all-time games. They met the criteria of being played under rules and conditions similar to those of our regular season, such as one-day grade rules. They were also considered to be legitimate games played in a competitive manner with players performing to the best of their ability, and were played under the Moonee Valley Cricket Club name and by players wearing our uniform and cap.

Season Review 2014/15

(continued from Page 94)

After years of captaining the teams selected next-to-last on Thursday nights, Allan Cumming finally had a squad of accomplished players to pick from each week as skipper of our one-day Sunday Turf team in Mercantile. It was Allan's sixth year as a captain.

We went win/loss/win/loss for the first four weeks, then hit our straps with six wins in a row leading in to the finals. Unfortunately, we came up short in the semi final, thanks largely to one batsman who made 137 not out. We had a core of six or more players who took the field in 10 or more matches.

Fresh from their premiership win, Danny Terzini's team was promoted a grade in the North West Metropolitan Cricket Association and became our Fiftths.

He lost several players to higher grades but was always thereabouts all season – and it was not until the dust died from the last round that we realised we would not be playing finals.

It was Danny's seventh successive year as captain, and he again led from the front with the bat, ball and at times gloves. Danny used 40 players across the season.

After eight years in charge of his squad, making finals in all but one season, Brett Curran stepped aside as skipper of the Sixths – a team which dropped back a level into the grade which Premiership-winning Danny Terzini had vacated.

Mark Gauci had opted for a season of hard-wicket cricket, and put his hand up to captain. The team carried all before them, winning the premiership and the Champion Team mantle for an undefeated season. It was just reward for Brett and a core group who have been together for a long time, putting the club before themselves every year.

*Continued, Page 98

Twenty20 Statistics Season 2014/15

Player		Matches	Runs	Innings	N.O.	Bat Ave	Catches	Overs	Wkts	Runs Agst	Bowl Ave
Anthony	Cafari	1	25	1	1	-	0	4.0	1	59	59.00
Sam	Carbone	1	0	0	0	-	2	-	-	-	-
Channa	DeSilva	1	0	0	0	-	0	-	-	-	-
Troy	Eden	2	28	2	0	14.00	1	2.0	1	20	20.00
Glenn	Eismontas	1	0	0	0	-	1	-	-	-	-
Bede	Gannon	2	1	2	1	1.00	0	7.0	3	62	20.67
Mark	Gauci	3	51	3	0	17.00	0	10.0	7	83	11.86
Khalid	Hassan	3	198	3	1	99.00	0	10.0	1	47	47.00
Geoff	McKeown	2	19	2	0	9.50	2	-	-	-	-
Michael	Ozbun	2	2	1	1	-	0	-	-	-	-
Adam	Patchell	1	1	1	1	-	1	4.0	2	21	10.50
Bryce	Peter-Budge	1	4	1	0	4.00	0	-	-	-	-
Freddie	Priestley	3	6	2	0	3.00	1	-	-	-	-
Ben	Thomas	3	10	2	0	5.00	0	-	-	-	-
Matthew	Thomas	3	34	2	0	17.00	0	6.0	3	46	15.33
Daniel	Waldron	1	1	1	0	1.00	0	4.0	1	24	24.00
Nathaniel	Wolland	3	0	1	0	0.00	0	11.4	3	77	25.67

Season Review 2014/15

(continued from Page 97)

Richard Cooney was appointed captain of the Sevens in the NWMCA one-day competition, but due to injury and unavailability only took to the field once in charge. We used a variety of skippers, but Doug Cumming and Murray Walker co-captained us into the finals – coming tantalisingly close to winning through to the second week.

We won four games during the season, but our batting performances were better than in the past – regularly posting scores between 150 and 200 to make things competitive.

Winter cricket

The 2014 off-season saw us enter our second season of winter cricket in the Mid Year Cricket Association. Our inaugural captain and tireless driver of winter cricket, Steve Ward, had moved overseas, and we were in need of a new skipper.

Ironically, we looked overseas for Wardy's replacement. Michael Ozbun had never picked up a cricket bat until he played three games at the end of the 2012/13 season – and scarcely a year later, after a steep learning curve, he was the man in charge.

Granted, Ozzie had some strong advisers in experienced players such as Matt Thomas and Kern Kapoor, but he took to the role with relish and continued to learn the skills and strategies of our great game week by week.

Moonee Valley made the Grand Final, and while we didn't win the match that counted, we had a great season.

Junior achievement

Congratulations to Mark "Junior" Cini on receiving Life Membership of our Club.

Mark joined Moonee Valley in 1998/99, and brought up his 200th game in the Fourth Eleven semi-final – which we unfortunately lost.

He's made 3500 runs and taken 190 wickets – so he's got 18th-most runs, 19th-most games and 20th-most wickets of anyone who's ever played at Moonee Valley.

North West life membership

Moonee Valley President Graeme "Charlie" Walker was honoured with Life Membership of the North West Metropolitan Cricket Association, announced and presented at the NWMCA annual general meeting in July 2014.

*Continued, Page 101

All-Time Twenty20 Statistics (starting from 2008 season)

Player		Matches	Runs	Innings	N.O.	Bat Ave	Catches	Ducks	Overs	Wkts	Runs Agst	Bowl Ave
Fawad	Ahmed	2	6	1	0	6.00	0	0	3.0	3	12	4.00
Nasir	Ahmed	11	269	9	0	29.89	6	0	36.5	13	231	17.76
Rajan	Aiyappan	6	172	6	0	28.67	2	0	11.0	3	97	32.33
Saeed	Akram	1	0	0	0	-	0	0	1.0	0	11	-
Saif	Ali	3	24	3	0	8.00	0	1	0.0	0	0	-
Robert	Ball	2	0	0	0	-	0	0	0.0	0	0	-
Paul	Bannister	1	0	0	0	-	1	0	3.0	0	10	-
Sam	Bishop	5	111	5	0	22.20	3	1	6.0	2	48	24.00
Evan	Blythe	9	0	2	0	0.00	1	2	28.0	11	186	16.91
Lalith	Buddhadasa	2	12	1	1	-	0	0	3.0	0	10	-
Anthony	Cafari	1	25	1	1	-	0		4.0	1	59	59.00
Sam	Carbone	1	0	0	0	-	2		-	-	-	-
Amit	Chaudhary	17	506	15	7	63.25	5	0	47.3	25	230	9.20
Mark	Cini	2	40	1	0	40.00	0	0	3.0	1	33	33.00
Daniel	Comande	5	16	4	1	5.33	2	0	14.0	3	125	41.66
Sam	Coventry-Poole	8	184	8	2	30.67	4	0	5.7	3	43	14.33
Brett	Curran	1	0	0	0	-	0	0	0.0	0	0	-
Surender	Dayma	2	49	2	0	24.50	0	0	1.0	0	12	-
Jacob	de Niese	3	14	3	1	7.00	0	0	0.0	0	0	-
Adam	Dennis	1	0	0	0	-	0	0	3.0	1	10	10.00
Ian	Denny	1	0	0	0	-	1	0	2.0	1	20	20.00
Channa	DeSilva	9	89	7	2	17.80	0	1	0.0	0	0	-
Troy	Eden	2	28	2	0	14.00	1		2.0	1	20	20.00
Glenn	Eismontas	1	0	0	0	-	1		-	-	-	-
Mitchell	Evans	3	7	3	0	2.33	0	1	0.0	0	0	-
Umar	Farooq	3	17	2	1	17.00	0	0	5.0	1	31	31.00
Jesse	Felle	1	11	1	0	11.00	0	0	3.0	1	23	23.00
Pat	Felmingham	6	80	4	1	26.67	0	1	1.0	0	6	-
Tim	Fisher	1	0	0	0	-	0	0	1.0	2	17	8.50
Bede	Gannon	14	78	11	7	19.50	3	2	38.0	12	269	22.41
Kristian	Garland	10	82	7	2	16.40	1	1	0.0	0	0	-
Mark	Gauci	29	386	24	1	16.78	2	2	37.0	19	327	17.21
Steven	Gentilin	4	10	3	2	10.00	0	0	11.0	2	81	40.50
Peter	Golding	3	0	0	0	-	0	0	0.0	0	0	-
Ben	Green	1	30	1	0	30.00	2	0	4.0	1	30	30.00
Khalid	Hassan	14	480	14	3	43.63	3	0	37.0	8	205	25.62
Steven	Herbert	1	1	1	0	1.00	0	0	0.0	0	0	-
Vic	Hodge	3	3	1	0	3.00	0	0	3.0	2	16	8.00
James	Holt	3	9	2	0	4.50	1	1	3.0	1	20	20.00
Darcy	Horne	5	79	5	3	39.50	1	0	5.0	0	44	-
David	Hutchison	4	18	3	0	6.00	0	0	0.0	0	0	-
Dean	Jukic	11	220	11	1	22.00	2	0	27.0	9	253	28.11
Murtaza	Khaliq	5	9	3	2	9.00	2	0	18.3	7	146	20.85
Phill	King	3	1	1	0	1.00	0	0	0.0	0	0	-
Tom	King	7	67	5	1	16.75	1	0	11.5	3	96	32.00
Michael	Klomp	2	4	2	0	2.00	1	0	1.0	1	12	12.00
Ashley	Krollig	1	0	1	0	0.00	1	1	0.0	0	0	-
Dean	Lawson	14	349	14	2	29.08	1	1	1.0	0	13	-
Muhammad	Maaz	4	70	4	1	23.33	1	1	14.0	4	112	28.00
Joshua	Maginness	3	0	0	0	-	1	0	7.0	3	40	13.33
Luke	Malone	5	3	1	1	-	2	0	7.7	7	57	8.14
Luke	Marinelli	2	39	2	0	19.50	1	0	1.0	0	12	-
Jaycob	McKay	2	2	1	0	2.00	1	0	3.7	2	45	22.50
Jim	McKenzie	1	0	0	0	-	1	0	0.0	0	0	-
Geoff	McKeown	9	73	6	0	12.17	3	1	0.0	0	0	-

All-Time Twenty20 Statistics (starting from 2008 season)

Player		Matches	Runs	Innings	N.O.	Bat Ave	Catches	Ducks	Overs	Wkts	Runs Agst	Bowl Ave
Vishal	Mehta	4	27	3	0	9.00	0	0	5.0	2	36	18.00
Trent	Milne	9	154	8	1	22.00	2	1	4.5	3	28	9.33
Joshua	Moloney	1	5	1	0	5.00	0	0	2.0	0	38	-
Jesse	Nankivell-Sandor	2	21	2	1	21.00	1	0	3.0	0	51	-
Steven	Nickelson	7	52	6	2	13.00	2	0	0.0	0	0	-
Wayne	Nicol	1	1	1	0	1.00	0	0	4.0	0	10	-
John	O'Brien	5	36	4	0	9.00	3	0	16.0	9	85	9.44
Sam	O'Brien	7	28	5	2	9.33	1	0	25.0	12	180	15.00
Sean	O'Connor	2	58	2	0	29.00	1	0	0.0	0	0	-
Christopher	O'Haire	1	0	1	0	0.00	0	1	0.0	0	0	-
Peter	O'Kane	5	49	4	0	12.25	0	0	11.0	3	103	34.33
Sean	O'Kane	15	333	12	1	30.27	2	3	4.0	0	45	-
Michael	Ozbun	7	4	4	4	-	4	-	-	-	-	-
Adam	Patchell	7	9	3	2	9.00	2	-	23.0	14	163	11.64
George	Pearson	3	38	3	0	12.67	0	0	7.0	0	72	-
Arosha	Perera	8	138	6	0	23.00	1	1	8.0	3	57	19.00
Bryce	Peter-Budge	1	4	1	0	4.00	0	-	-	-	-	-
Daniel	Phillips	1	5	1	1	-	0	0	3.0	2	18	9.00
Jim	Polonidis	15	30	6	2	7.50	2	2	46.0	17	317	18.65
Craig	Pridham	14	132	7	1	22.00	6	0	48.2	13	303	23.30
Freddie	Priestley	3	6	2	0	3.00	1	1	-	-	-	-
Nick	Puccio	1	0	0	0	-	0	0	0.0	0	0	-
Lou	Raffaele	10	216	8	2	36.00	5	0	8.0	4	62	15.50
Dushan	Raveendrakumar	2	42	2	1	42.00	0	0	7.0	6	41	6.83
Darren	Rinaldi	2	63	2	0	31.50	0	0	7.0	3	56	18.67
Stuart	Rixon	3	47	3	0	15.67	1	0	10.0	4	88	22.00
Riaz	Salar-Uddin	1	7	1	1	-	0	0	0.0	0	0	-
Dino	Sapuppo	3	1	2	0	0.50	1	1	2.0	0	28	-
Sunny	Sharma	4	74	4	1	24.67	0	0	2.0	0	15	-
Antony	Sherer	3	0	0	0	-	0	0	10.0	4	73	18.25
Pardeep	Singh	4	33	4	0	8.25	0	0	8.0	3	91	30.33
Andre	Smith	1	4	1	0	4.00	0	0	3.0	1	32	32.00
Geoff	Smith	1	1	1	0	1.00	0	0	3.0	0	27	-
Peter	Smith	3	1	2	1	1.00	0	0	6.5	2	30	15.00
Mark	Spagna	2	1	1	1	-	0	0	5.0	1	33	33.00
Chris	Stafford	3	0	0	0	-	0	0	10.0	4	80	20.00
Krishna	Swaminathan	1	1	1	0	1.00	0	0	0.0	0	0	-
Liam	Symes	1	1	1	1	-	0	0	0.0	0	0	-
Patrick	Taylor	1	1	1	0	1.00	0	0	0.0	0	0	-
Ben	Thomas	26	334	22	3	17.58	6	2	0.0	0	0	-
Matthew	Thomas	28	469	22	6	29.31	5	1	34.5	16	211	13.18
James	Thorneycroft	1	0	0	0	-	0	0	0.0	0	0	-
Simon	Thornton	6	26	2	1	26.00	0	0	19.0	2	163	81.50
Ihtisham	Uddin	12	205	12	3	22.78	0	0	34.8	12	246	20.50
Beau	Velona	1	2	1	1	-	0	0	0.0	0	0	-
Daniel	Waldron	1	1	1	0	1.00	0	-	4.0	1	24	24.00
Murray	Walker	2	4	1	0	4.00	3	0	4.0	2	30	15.00
Sam	Ward	1	0	0	0	-	0	0	1.0	1	12	12.00
Stephen	Ward	17	73	12	0	6.08	4	3	37.2	20	269	13.45
Heath	Webb-Johnson	8	41	6	0	6.83	4	2	5.0	0	32	-
Nicholas	Webster	1	1	1	0	1.00	1	0	3.0	0	39	-
Peter	Whebell	1	4	1	0	4.00	0	0	0.0	0	0	-
Joel	Wilford	5	87	5	1	21.75	0	2	10.0	4	63	15.75
Adam	Wilson	2	19	2	0	9.50	0	0	0.0	0	0	-
Nathaniel	Wolland	3	0	1	0	0.00	0	1	11.4	3	77	25.67

All-Time Twenty20 Statistics (starting from 2008 season)

Moonee Valley T20 Legends

Moonee Valley T20 Premiership Players

2	<i>Evan Blythe</i> <i>Sean O'Kane</i>	<i>Amit Chaudhary</i> <i>Lou Raffaele</i>	<i>Mark Gauci</i> <i>Matt Thomas</i>	<i>Geoff McKeown</i>
1	<i>Steven Gentilin</i> <i>Jim Polonidis</i>	<i>Kane Harding</i> <i>Craig Pridham</i>	<i>Peter O'Kane</i> <i>Dino Sapuppo</i>	<i>Arosha Perera</i> <i>Tony Sherer</i>

Season Review 2014/15

(continued from Page 98)

Charlie has been the North West's Under 10 Co-ordinator and a member of the junior committee since 2002/03, and our regular club delegate.

He's also on the junior wet weather committee and is the regular voice for the recorded message on the NWMCA's weather line for junior announcements, and on many occasions for senior announcements too.

Charlie is responsible for Under 10 fixturing each season, and also has a keen interest in the Association's rules and bylaws and discipline and investigations issues at both the junior and senior levels.

Something our Test team couldn't do!

Moonee Valley's own Rex Bennett and Neil King were part of the Australian Over 60s team which did something our Test players couldn't do – beat the old enemy England on their own turf.

Neil and Rex played in the victorious Victorian team at the national titles, and won through to the Australian team for the tour of England, which left in June.

Even though they're Victorian, Australian and Moonee Valley teammates, they lock horns during the regular Over 60s season - Neil playing with Essendon and Rex with Macedon Ranges.

Most of their Over 60s games are on Sundays - which is why you see Rex and Neil turning out with Moonee Valley for our Saturday fixtures, but they're rarely available to roll the arm over for us on Sundays.

The three-Test series was locked at two-all going into the last match, but Rex stepped up and won the game and the series for Australia. Well done!

Junior connection

There is a significant junior connection between the junior section and the onfield and off-field leadership of our Club. Nine of the 13 members who served on our committee across the season have a direct link with the Moonee Valley juniors.

First Eleven captain Matt Thomas and past lower-grade skippers Jacob de Niese and Jesse Nankivell-Sandor are all former Moonee Valley junior players.

Fourth Eleven captain Allan Cumming got enthused and pulled on the whites after his children, Morgan and Ruby played junior cricket for us. President Charlie Walker saw his sons Murray and Nigel play through the junior age groups and was junior co-ordinator for seven seasons before he was elected to his current role.

Secretary Peter Golding was a retired cricketer who answered the call when we put out a request for parents to pull on the whites in 2007 when son Sam was playing in our Under 10s. Vice President Simon Thornton coached the Under 16s for two seasons, while Matt Thomas coached Under 10s for a couple of years after graduating from juniors.

Kevin Gardiner as Junior Co-ordinator officially represented our junior interests at senior committee level, while junior coach Channa DeSilva joined the committee in the latter half of the season.

In terms of other onfield leadership, Sixths skipper Danny Terzini was one of the two senior players instrumental in the formation of our junior section in 1996. So be assured that our committee and our captains know what the juniors are about! * Continued, Page 102

Moonee Valley Becoming Legends

Most combined stats across Junior & Senior ranks 2014/15

(Minimum 4 games in each of juniors and seniors)

	Most Games	Most Runs	Most Wickets
<i>1st</i>	King, Tom 218	Thomas, Matthew 4961	Felle, Jesse 310
	Thomas, Matthew 208	King, Tom 3746	Gannon, Bede 267
	Felle, Jesse 173	Felle, Jesse 2481	Walker, Murray 210
	Walker, Murray 173	Coventry-Poole, Sam 2444	O'Brien, Sam 183
	Coventry-Poole, Sam 170	Chiera, Peter 2019	Stafford, Chris 183
	Newman, Jack 170	Spagna, Mark 1881	Thomas, Matthew 172
	Intagliata, Tanya 169	Maginness, Joshua 1858	King, Tom 159
	Nankivell-Sandor, Jesse 169	O'Brien, Sam 1835	Wellard, Sam 152
	O'Brien, Sam 167	Ball, Robbie 1820	O'Brien, John 151
<i>10th</i>	Walker, Nigel 167	Stafford, Chris 1798	Nankivell-Sandor, Jesse 147
	Gannon, Bede 166	Bonfa, Steven 1768	Kolokithas, Iraklis 144
	Fisher, Tim 163	Wenlock, Matthew 1652	Comande, Daniel 141
	Legato, Peter 150	Aitken, Charles 1647	Walker, Nigel 139
	Coote, Alex 147	Gannon, Bede 1637	Newman, Jack 134
	Ball, Robbie 145	Bibby, Charles 1617	Fisher, Tim 134
	Comande, Daniel 144	Newman, Jack 1589	Chiera, Peter 128
	Maginness, Joshua 138	Madigan, Julian 1581	Van Loon, Joe 109
	Chiera, Peter 136	Walker, Murray 1479	Bonfa, Steven 104
	Bonfa, Frank 132	Comande, Daniel 1472	Cafari, Anthony 102
<i>20th</i>	Stafford, Chris 131	Nankivell-Sandor, Jesse 1454	Malone, Luke 101
	Spagna, Mark 129	Van Loon, Joe 1442	Tankard, Kurtis 100
	Brelis, Nicholas 128	Wright, Peter 1400	Reitano, Joe 99
	Tankard, Kurtis 125	Memery, Thomas 1342	Lewis, Jeff 98
	Bibby, Charles 123	Cafari, Anthony 1317	Spagna, Mark 90
	Johnston, James 123	Ryan, Robert 1314	Coote, Alex 90
	Wenlock, Matthew 123	Marinelli, Luke 1286	Coote, Benjamin 88
	O'Brien, John 120	O'Brien, John 1279	Brelis, Nicholas 86
	Bonfa, Steven 118	Rawlinson, James 1231	Ball, Robbie 83
	Aitken, Charles 117	Reitano, Joe 1229	Fenaughty, Eamonn 80
<i>30th</i>	Kolokithas, Iraklis 117	Evans, Mitchell 1199	Esmore, Matthew 79
	Van Loon, Joe 115	Agius, Will 1195	Thorneycroft, James 79
	Rawlinson, James 112	Malone, Luke 1174	Panousieris, Andreas 77
	De Niese, Jacob 111	Kolokithas, Iraklis 1155	Malcolm, Patrick 75
	Malone, Luke 111	Reitano, Frankie 1149	Coleman, Isaac 74
	Amunugama, Shan 107	De Niese, Jacob 1114	Coventry-Poole, Sam 73

Season Review 2014/15

(continued from Page 101)

In terms of other onfield leadership, Sixths skipper Danny Terzini was one of the two senior players instrumental in the formation of our junior section in 1996. So be assured that our committee and our captains know what the juniors are about!

Player number analysis

In the 2014/15 summer season, 145 players took to the field in a Moonee Valley senior team – exactly the same number as the previous season. Our numbers over the past several seasons have been fairly stable.

In 2012/13, 147 players pulled on the whites, with 148 in 2011/12. These years are down on the 176 players in 2010/11, the 206 players in 2009/10 and the 222 players in our big year of 2008/09.

Of our 145 players this season, 42 played their first senior game for Moonee Valley – well up on the 26 who made their senior debut in 2013/14, and also up on the 38 debutants in 2012/13. All up, 14 players who were still in juniors played senior cricket for the Club, while a further 24 of our players had graduated through the juniors in past seasons.

* Continued, Page 105

Senior/Junior Combined Statistics 1996-2015

Name	Games	Runs	Comp	Ave	Overs	Wkts	Runs	Average	Career
Agius, Will	88	1195	40	29.88	200.3	39	824	21.12	2008-
Ahmed, Ali	17	49	13	3.77	65.0	11	317	28.81	2007-09
Ahmed, Jordan	19	99	15	6.60	90.0	15	443	29.53	2007-09
Aitken, Charles	117	1647	72	22.88	338.4	63	1072	17.01	2006-
Amunugama, Shan	107	1012	66	15.33	310.2	58	1216	20.96	2006-
Anticevic, Jesse	29	127	10	12.70	55.0	17	250	14.70	1998-08
Ayers, Daniel	98	501	75	6.68	276.1	54	1052	19.48	1996-
Ball, Robbie	145	1820	59	30.85	295.4	83	1058	12.74	2001-
Bannister, Mick	71	775	48	16.14	75.4	12	423	35.25	2005-
Bannister, Paul	96	582	50	11.64	349.1	60	1256	20.93	2005-
Bell, Lachlan	20	187	16	11.69	101.0	15	324	21.60	2005-10
Bibby, Charles	123	1617	85	19.02	207.0	33	869	26.33	2006-
Bonfa, Frank	132	752	78	9.64	256.1	44	1238	28.13	2000-
Bonfa, Steven	118	1768	121	14.61	516.3	104	2099	20.18	2000-
Borrell, Alexei	72	636	50	12.72	257.0	54	943	17.46	2001-07
Brelis, Benjamin	63	313	48	6.52	147	24	724	30.16	2005-
Brelis, Nicholas	128	844	82	10.29	421.5	86	1638	19.04	2005-
Brock, Corey	28	158	12	13.17	41.0	3	156	52.00	2013
Brock, Luke	58	543	39	13.92	269.3	41	1000	24.39	2013-
Brown, Liam	84	800	76	10.53	105.0	25	336	13.44	1999-06
Buddhadasa, Lalith	55	722	42	17.19	334.3	53	1115	21.03	2007-
Cafari, Anthony	102	1317	59	22.32	385.0	102	1042	10.21	2007-
Carroll, Joe	31	689	32	21.53	20.0	2	111	55.50	2006-10
Cheligoy, Matthew	96	836	88	9.50	289.5	52	1138	21.88	1999-08
Chiera, Peter	136	2019	58	34.81	454.2	128	1675	13.08	2002-10
Chopra, Vishal	40	211	27	7.81	83.2	18	462	25.66	2010-
Clarke, Ethan	102	834	50	16.68	271.0	55	930	16.90	2000-09
Clarke, Jackson	81	196	64	3.06	130.2	29	802	27.65	2000-
Clarke, James	106	590	78	7.56	212.3	47	1147	24.40	1996-
Cleary, Dinny	76	934	54	17.30	230.0	57	932	16.35	2008-
Coleman, Isaac	97	831	68	12.22	331.2	74	1132	15.29	2009-
Comande, Daniel	144	1472	96	15.33	601.2	141	2294	16.26	2003-
Coote, Alex	147	1049	106	9.90	420.2	90	1779	19.76	2003-
Coote, Benjamin	97	723	60	12.05	531.5	88	1486	16.88	2003-
Costigan, Joel	49	120	39	3.08	90.2	17	467	27.47	2003-05
Coventry-Poole, Liam	68	297	32	9.28	141.2	29	687	23.68	1997-07
Coventry-Poole, Sam	170	2444	95	25.73	315.2	73	1229	16.83	2000-
Curran, Liam	70	491	40	12.28	176.0	47	605	12.87	2003-
De Niese, Jacinta	61	672	36	18.67	82.0	18	339	18.83	2006-10
De Niese, Jacob	111	1114	98	11.37	137.2	20	862	43.10	2006-07
Dolezal-May, Jason	78	436	45	9.69	126.5	28	423	15.10	2003-09
Dowd, Brendan	62	600	48	12.50	191.0	24	807	33.62	2005-
Esmore, Matthew	104	736	66	11.15	353.0	79	1466	18.55	2007-
Esmore, Stephen	90	384	42	9.14	201.0	32	813	25.40	2007-
Evans, Mitchell	95	1199	62	19.34	87.0	15	361	24.06	2005-
Felle, Jesse	173	2481	144	17.23	1595.2	310	4746	15.30	1998-
Fenaughty, Eamonn	105	570	64	8.91	291.2	80	991	12.38	2003-09
Fenaughty, Seamus	47	267	50	5.34	122.5	27	474	17.55	2000-
Ferrier, Jacob	60	557	60	9.28	126.0	28	543	19.39	2001-06
Fisher, Tim	163	663	103	6.44	975.5	134	3457	25.79	1996-12

Senior/Junior Combined Statistics 1996-2015

Name	Games	Runs	Comp	Ave	Overs	Wkts	Runs	Average	Career
Frangoulis, Peter	17	70	12	5.83	37.0	4	189	47.25	2001-07
Frenette, Shane	88	1038	84	12.36	132.1	27	585	21.66	1996-09
Gannon, Bede	166	1637	114	14.36	1278.3	267	4413	16.52	2003-
Gardiner, John	60	721	37	19.49	92.0	17	399	23.47	2005-
Gorham, Alex	95	862	71	12.14	289.0	52	1221	23.48	2005-
Gorham, Daniel	73	274	34	8.06	169.1	35	752	21.48	2005-
Greenfield, Ewan	21	233	12	19.42	133.0	21	429	20.42	2006-08
Harry, Ashley	73	682	42	16.24	209.0	45	689	15.31	2005-
Hobbs, Seamus	71	756	45	16.80	135.2	38	534	14.05	2003-
Howes, James	78	283	44	6.43	256.0	43	773	17.97	2008-
Intagliata, Tanya	169	772	102	7.57	441.0	60	2184	36.40	2000-
Johnston, James	123	1084	65	16.68	324.5	54	1242	23.00	2000-09
Kenny-Jones, Kam	58	496	48	10.33	217.0	55	777	14.12	2006-
King, Tom	218	3746	192	19.51	865.3	159	3080	19.37	1996-
Kolokithas, Iraklis	117	1155	71	16.27	667.2	144	2042	14.18	1999-10
Koulouris, Nathan	50	149	26	5.73	127.2	32	436	13.62	2007-10
Kritharidis, Nick	46	863	38	22.71	317.0	38	834	21.94	2001-
Lai, William	75	843	74	11.39	119.5	28	621	22.17	2000-10
Launer, James	32	237	25	9.48	101	10	453	45.30	2007-
Lawson, Brooke	29	178	9	19.78	53.0	8	293	36.62	2008-10
Lee, Jono	27	22	7	3.14	4.0	2	11	5.50	2012-
Legato, Peter	150	562	99	5.68	194.2	51	901	17.66	2000-
Lewis, Jeff	103	527	68	7.75	377.0	98	1307	13.33	1996-11
Lumsden, Jacob	60	518	44	11.77	167.0	37	708	19.13	2002-10
Lumsden, Justin	64	338	45	7.51	188.4	35	818	23.37	2002-10
Madigan, Julian	85	1581	72	21.96	137.5	38	570	15.00	1997-09
Maginness, Joshua	138	1858	90	20.64	299.0	71	1153	16.23	1997-
Malcolm, Patrick	49	373	39	9.56	414.2	75	1505	20.06	1997-04
Malcolm, Rhys	17	241	12	20.08	110.0	13	374	28.76	2000-04
Malone, Luke	111	1174	47	24.98	429.0	101	1544	15.28	2004-
Mangan, Daniel	23	273	13	21.00	130.3	33	444	13.45	1997-00
Marinelli, Luke	87	1286	62	20.74	92.0	21	394	18.76	2006-
Marinelli, Michael	50	457	39	11.72	117.2	15	463	30.86	2006-
Martiniello, Benn	101	1005	62	16.21	332.2	54	1281	23.72	2004-
McHutchison, Aaron	48	222	29	7.66	107.4	19	360	18.94	1996-05
McKay, Jaycob	43	156	24	6.50	221.0	33	711	21.54	2004-
Memery, Thomas	105	1342	66	20.33	157.4	36	614	17.05	2004-
Milne, Alan	36	75	20	3.75	118.0	26	567	21.80	2006-
Moloney, Joshua	64	399	48	8.31	154.4	38	798	21.00	2008-
Murphy, Eamonn	35	163	34	4.79	98.0	16	348	21.75	2007-
Nankivell-Sandor, Jesse	169	1454	128	11.36	833.2	147	3416	23.23	2001-
Newman, Jack	170	1589	90	17.66	684.0	134	2217	16.54	2006-
O'Brien, John	120	1279	88	14.53	621.2	151	2123	14.05	2001-
O'Brien, Reilly	101	869	59	14.73	367.4	68	1274	18.73	2003-
O'Brien, Sam	167	1835	81	22.65	710.1	183	2223	12.14	2001-
O'Haire, Chris	88	392	64	6.13	222.3	32	976	30.50	1999-
O'Haire, Michael	30	176	24	7.33	158.0	26	646	24.84	1999-08
O'Meara, Mitchell	35	447	24	18.63	17.2	4	103	25.75	2006-
Panousieris, Andreas	80	414	50	8.28	266.0	77	977	12.68	2004-
Perussich, Lachlan	70	538	52	10.35	168.0	36	593	16.47	2006-

Senior/Junior Combined Statistics 1996-2015

Name	Games	Runs	Comp	Ave	Overs	Wkts	Runs	Average	Career
Radford, Amelia	77	857	44	19.48	202.0	46	670	14.56	2005-10
Rawlinson, James	112	1231	73	16.86	214.1	43	740	17.20	1998-09
Reitano, Frankie	82	1149	56	20.52	357.3	64	1029	16.07	2002-09
Reitano, Joe	73	1229	49	25.08	399.4	99	1147	11.58	1996-07
Royle, David	66	327	27	12.11	195.0	45	705	15.66	2005-
Ryan, Luke	59	880	43	20.47	275.5	60	862	14.36	1996-05
Ryan, Robert	80	1314	59	22.27	110.0	17	365	21.47	1996-05
Ryan, Tim	103	709	77	9.21	421.0	65	1760	27.07	2005-
Sarbaswa, Rupoj	33	135	24	5.63	118.2	31	577	18.61	2007-11
Schumann, David	15	166	17	9.76	62.0	4	285	71.25	2000-03
Spagna, Lisa	45	460	23	20.00	102.0	30	621	20.70	2002-
Spagna, Mark	129	1881	89	21.13	443.1	90	1553	17.25	2003-
Stafford, Chris	131	1798	79	22.76	843.4	183	2302	12.57	1998-11
Stafford, Madeline	31	125	17	7.35	78.0	8	495	61.87	2006-10
Streete, Joel	25	430	23	18.70	32.0	8	156	19.50	2003-
Sturrock, Cameron	27	45	10	4.50	126.0	25	450	18.00	2006-09
Tankard, Kurtis	125	685	67	10.22	496.0	100	1693	16.93	2003-
Thomas, Matthew	208	4961	184	26.96	749.0	172	2463	14.31	1997-
Thorneycroft, Daniel	77	253	45	5.62	160.4	23	721	31.34	
Thorneycroft, James	66	88	44	2.00	397.0	79	1438	18.20	2007-
Tran, Francis	54	439	44	9.98	276.4	39	1086	27.84	2002-
Van Loon, Joe	115	1442	92	15.67	457.5	109	1564	14.34	2001-
Velona, Beau	80	398	64	6.22	315.3	53	1413	26.66	2007-
Walker, Murray	173	1479	107	13.82	997.4	210	3515	16.73	1996-
Walker, Nigel	167	676	111	6.09	638.4	139	2393	17.21	1996-
Webster, James	52	92	28	3.29	135.0	33	674	20.42	2006-
Webster, Nicholas	81	443	55	8.05	200.0	52	867	16.67	2008-
Wellard, Sam	104	738	71	10.39	913.3	152	2571	16.91	1997-08
Wenlock, Matthew	123	1652	73	22.63	257.0	58	845	14.56	2006-
Wilson, Ned	60	549	33	16.64	130.3	37	582	15.72	2001-08
Wright, Dylan	53	592	44	13.45	40.3	16	193	12.06	2011-
Wright, Peter	71	1400	33	42.42	301.2	64	623	9.73	2007-
Zaccari, Dario	15	21	8	2.63	10.0	2	91	45.50	2006-
Zaccari, Stefano	23	23	13	1.77	17.0	5	112	22.40	2005-08

Season Review 2014/15

(continued from Page 102)

The 14 juniors played a combined 83 games over the course of the season, for an average of 5.9 games each. More than a third of the games were played by two juniors – Jack Newman with 18, and Luke Brock with 16.

Our seven teams took to the field in a combined total of 96 matches over the summer season, after factoring out walkovers, byes and washouts. We lost less cricket to weather in 2014/15 than in previous seasons. Our season games tally compares to 98 matches in 2013/14, and 93 2012/13 – even though we fielded eight teams that season.

We have been successful over the years in recruiting mums and dads of juniors to pull on the whites for Moonee Valley, and in 2014/15 we had 18 parents of juniors, or of players who came through juniors, play for us. That was down on the 26 parents who played in 2013/14, the 19 parents in 2012/13, and the 23 who played in 2011/12.

Our 42 first-time players this season was up on the 26 in 2013/14, the 38 debutants in 2012/13, and the 32 in 2011/12. It's also up on the 31 first-timers in 2010/11, but well down on the 53 new players in 2009/10. We had 41 debut in 2008/09.

* Continued, Page 106

Moonee Valley Pair of Spectacles

A Pair of Spectacles

Steve Marshall	Third Eleven	vs	Airport West	1987-88	(Same Day)
Gavin Barling	Fifth Eleven	vs	Strathmore	1991-92	
Jeff Nicol	Fifth Eleven	vs	Westmeadows	1991-92	
Warwick Nolan	First Eleven	vs	Tullamarine	1993-94	
Joe Bonfa	Fourth Eleven	vs	Aberfeldie Park	1993-94	
Harry Charalambous	Fourth Eleven	vs	Glenroy	1995-96	(Same Day)
Shane Frenette	Fourth Eleven	vs	Coburg Amateurs	2000-01	
Patrick Malcolm	Third Eleven	vs	Pascoe Vale United	2001-02	
Mark Schuliga	Third Eleven	vs	Pascoe Vale United	2001-02	
James Clarke	Fourth Eleven	vs	Maribyrnong Park	2001-02	
Matt McAuliffe	Fourth Eleven	vs	Coburg Amateurs	2001-02	(Round 5)
Matt McAuliffe	Fourth Eleven	vs	Maribyrnong Park	2001-02	(Round 6)
Steve Allan	First Eleven	vs	Aberfeldie	2002-03	
Daniel Phillips	Second Eleven	vs	Aberfeldie	2002-03	
Peter Smith	Third Eleven	vs	Aberfeldie St. Johns	2002-03	
Chris Sinclair	Third Eleven	vs	Maribyrnong Park	2002-03	
Mark Nicol	Third Eleven	vs	Maribyrnong Park	2002-03	
Daniel Ayers	Third Eleven	vs	Maribyrnong Park	2002-03	
Daniel Ayers	Fourth Eleven	vs	Flemington Colts	2002-03	(Same Day)
Michael Cumbo	Fourth Eleven	vs	Maribyrnong Park	2002-03	
Paul Nicol	Second Eleven	vs	Craigieburn	2004-05	(Same Day)
Dale Hadfield	Second Eleven	vs	Tullamarine	2004-05	(Same Day)
Joe Ansaldo	Fourth Eleven	vs	Sunshine Heights	2004-05	
Daniel Ayers	Fourth Eleven	vs	Sunshine Heights	2004-05	
Tony Marasco	First Eleven	vs	Greenvale	2005-06	
Allan Cumming	Fourth Eleven	vs	Moonee Valley (5th's)	2005-06	
Joel Costigan	Fifth Eleven	vs	Aberfeldie St. Johns	2005-06	
Alexei Borrell	Third Eleven	vs	Glenroy	2006-07	
Geoff McKeown	First Eleven	vs	Craigieburn	2007-08	
Matt Thomas	First Eleven	vs	Craigieburn	2008-09	
James Thorneycroft	Sixths Eleven	vs	St Francis	2009-10	(Same Day)
Dean Jukic	Second Eleven	vs	Werribee Centrals	2009-10	
Evan Blythe	Second Eleven	vs	Werribee Centrals	2009-10	
Jackson Clarke	Sixth Eleven	vs	Donnybrook	2011-12	
Peter Legato	Sixth Eleven	vs	Pascoe Vale Central	2012-13	
Tim Ryan	Sixth Eleven	vs	Donnybrook	2012-13	(Same Day)
Doug Cumming	Sixth Eleven	vs	Oak Park	2012-13	
Michael Ozburn	Sixth Eleven	vs	Oak Park	2012-13	(Same Day)
Mitchell Evans	First Eleven	vs	East Keilor	2013-14	
Bill Barber	First Eleven	vs	East Keilor	2013-14	
Michael Ozburn	Third Eleven	vs	Indigos	2013-14	
Daniel Comande	First Eleven	vs	Aberfeldie Park	2014-15	

Season Review 2014/15

(continued from Page 105)

Our 14 juniors playing senior cricket is a creditable performance, but still a far cry from 2009/10, when we were flush with junior teams and 36 young men and women pulled on the senior whites.

In our 2014 season in the Mid Year Cricket Association, we had 24 players across our 11 games, down on the 29 players used in our inaugural year in 2013.

Barooga Over 35s

Club member Sean O'Kane was again the driving force behind the Moonee Valley team in our second foray to the annual over-35s one-day tournament organised by the Barooga Sports Club, on the NSW side of the Murray opposite Cobram.

* Continued, Page 111

Moonee Valley Duck Club

Most Ducks for Moonee Valley


50	Joe Ansaldo	25	Mick Intagliata	21	Peter Fenaughty	18	Mark Wakeling
35	Michael Cumbo	25	Greg Meyers	21	Jesse N'vell-Sandor	18	Daryl Elliot
34	Sandro Capocchi	25	Bob Sciacchitano	21	Jim Polonidis	18	James Thorneycroft
32	Gary Irons	24	Shaun Rayment	21	Richard Cooney	18	Evan Blythe
32	Danny Terzini	24	Dean Jukic	20	Ian Denny	17	Paul Comino
29	John Talone	24	Matt Thomas	20	Jeff Nicol	17	Mark Gauci
28	Peter Boulouxis	23	Dino Sapuppo	19	Frank Caruso	17	Ben Thomas
28	Allan Cumming	23	Peter Smith	19	Jim McKenzie	16	Matt Gauci
27	Tim Fisher	22	Geoff McKeown	19	Joe Bonfa	16	Beau Velona
27	Ian Sutherland	22	Kevin Gardiner	19	Darren Nagle	16	Graeme Walker
26	Peter Gardiner	21	Shane Comino	19	Phill King	16	Jacob de Niese

Most Ducks in a Season

James Thorneycroft	8	2009-10	Daniel Ayers	4	2004-05	Shane Phillips	4	1999-00
Victoria Thorneycroft	8	2009-10	Mark Bergamo	4	2012-13	Tien Polonidis	4	2009-10
Richard Cooney	7	2007-08	Jen Bishop	4	2008-09	Shaun Rayment	4	2008-09
Shane Comino	6	2006-07	Stewart Blandford	4	2006-07	Tim Ryan	4	2012-13
Kevin Gardiner	6	1982-83	Luke Brock	4	2013-14	Peter Smith	4	2006-07
Paul Hedjes	6	2005-06	Sandro Capocchi	4	2007-08	Lisa Spagna	4	2007-08
Matt McAuliffe	6	2001-02	Domenic Chiera	4	2004-05	Carolyn Tan	4	2008-09
Tanya McDonald	6	2009-10	Daniel Comande	4	2012-13	Belinda Tankard	4	2007-08
Vicki Moore	6	2009-10	Michael Cumbo	4	2002-03	Jaycob McKay	4	2011-12
Shaun Rayment	6	2005-06	Michael Cumbo	4	2011-12	Bob Sciacchitano	4	2011-12
Maddie Stafford	6	2007-08	Michael Cumbo	4	2012-13	Beau Velona	4	2009-10
James Thorneycroft	6	2012-13	Michael Cumbo	4	2013-14	Dino Sapuppo	4	2004-05
Clare Ardern	5	2009-10	Doug Cumming	4	2012-13	Dino Sapuppo	4	2006-07
Daniel Ayers	5	2002-03	Jake de Niese	4	2010-11	Benn Martiniello	4	2008-09
Ricky Bell	5	2001-02	Channa DeSilva	4	2010-11	Sally Wilson	4	2007-08
Rex Bennett	5	2003-04	Umar Farooq	4	2012-13	Vicki Moore	4	2010-11
Evan Blythe	5	2009-10	Peter Fenaughty	4	2010-11	Nick Taylor	4	2012-13
Jackson Clarke	5	2011-12	Seamus Fenaughty	4	2004-05	Nick Taylor	4	2009-10
Shane Comino	5	2007-08	Tim Fisher	4	2001-02	Andrew G. Walker	4	2004-05
Joel Costigan	5	2006-07	Tim Fisher	4	2002-03	Graeme Walker	4	2007-08
Allan Cumming	5	2002-03	Tim Fisher	4	2003-04	Justin Willee	4	2002-03
Allan Cumming	5	2005-06	Tim Fisher	4	2006-07	Sally Wilson	4	2009-10
Stephen Esmore	5	2013-14	Luke Gooley	4	1996-97	Lina Muratore	4	2007-08
David Graetz	5	2005-06	David Graetz	4	2004-05	Jenny O'Brien	4	2007-08
Dale Hadfield	5	2004-05	Bernadette Hobbs	4	2007-08	Jenny O'Brien	4	2008-09
David Hutchison	5	2009-10	Paul Hobbs	4	2008-09	Patrick Taylor	4	2009-10
Phill King	5	2003-04	David Hutchison	4	2011-12	Jessica Taylor	4	2011-12
Peter Legato	5	2012-13	Dean Jukic	4	2006-07	Jessica Taylor	4	2013-14
Liam McIntosh	5	2009-10	Brad King	4	1983-84	Stephen Ward	4	2013-14
Vicki Moore	5	2008-09	Phill King	4	2009-10	Dylan Wright	4	2013-14
Jesse N'vell-S'dor	5	2009-10	William Lai	4	2002-03	Pardeep Singh	4	2013-14
Michael Ozbun	5	2013-14	Sam Lawson	4	2007-08	Joe Ansaldo	4	2004-05
Andrew Payton	5	2007-08	Sam Lawson	4	2008-09	Joe Ansaldo	4	2009-10
Shaun Rayment	5	2010-11	George Loh	4	2009-10	Freddie Priestley	4	2014-15
Patrick Russell	5	2009-10	Pat Malcolm	4	2003-04			
Adele Walker	5	2008-09	Greg Meyers	4	1983-84			
Diane Ward	5	2009-10	Greg Meyers	4	1994-95			
James Webster	5	2011-12	Greg Nicol	4	2007-08			
Pat Felmingham	5	2014-15	Greg Nicol	4	2009-10			
Ben Thomas	5	2014-15	Jacob Nicol	4	2013-14			
Steve Allan	4	2002-03	Daniel Phillips	4	2002-03			
John Brelis	4	2009-10	Matt Thomas	4	2008-09			
Ros Brelis	4	2008-09	Victoria Thorneycroft	4	2007-08			

All-Time Bowling Average - Min.30 Wickets to 2014/15

No.	Prior rank	Name	Surname	Games	Overs	Wkts	Runs	Bowl Ave
1	1	Ian	Palmer	10	92.0	30	258	8.60
2	-	Murtaza	Khaliq	19	168.0	46	434	9.43
3	2	Ihtisham	Uddin	23	231.0	49	487	9.94
4	3	Neil	Henderson	21	255.0	83	918	11.06
5	4	Pardeep	Singh	22	142.0	34	408	12.00
6	7	Rex	Bennett	55	486.3	100	1203	12.03
7	5	Kane	Harding	23	363.0	73	938	12.85
8	6	Andrew	Walker	23	158.0	41	530	12.93
9	8	Amit	Chaudhary	62	516.5	106	1462	13.79
10	9	Ray	Storey	185	533.0	130	1801	13.85
11	10	Steve	Allan	43	552.0	111	1573	14.17
12	11	Jude	Perera	38	482.0	85	1205	14.18
13	12	Robert	Corollo	76	660.0	143	2065	14.44
14	28	Brett	Curran	103	211.2	55	796	14.47
15	13	David	Caccamo	13	179.0	31	449	14.48
16	15	Rajan	Aiyappan	53	590.0	112	1659	14.81
17	16	Marty	Egan	92	1013.0	176	2621	14.89
18	-	Adam	Patchell	37	367.2	79	1180	14.94
19	19	George	Pearson	54	203.0	45	677	15.04
20	17	Dean	Jukic	196	979.2	213	3232	15.17
21	21	Richard	Reddish	44	140.0	37	562	15.19
22	-	Lou	Raffaele	95	215.0	39	607	15.56
23	18	Peter	O'Kane	58	553.2	102	1590	15.59
24	23	Darren	Nagle	339	2660.5	444	6945	15.64
25	24	Terry	Nagle	143	1782.0	319	5023	15.75
26	25	Terry	Michail	78	674.0	164	2616	15.95
27	22	Simon	Thornton	64	758.2	124	1979	15.96
28	26	Brett	Fletcher	23	248.0	38	607	15.97
29	27	Eddie	Nott	101	658.0	114	1824	16.00
30	29	Tony	Coco	61	205.0	68	1094	16.09
31	30	Nasir	Ahmed	17	306.1	48	773	16.10
32	35	Jesse	Felle	126	1444.4	261	4234	16.22
33	31	Brian	Hallett	60	373.0	62	1006	16.23
34	32	Joe	Bonfa	140	1409.0	243	3954	16.27
35	33	Sam	O'Brien	57	347.0	75	1221	16.28
36	34	John	Bentivoglio	87	171.0	44	718	16.32
37	37	Ian	Denny	312	0.0	632	10413	16.48
38	14	Umar	Farooq	47	328.0	61	1007	16.51
39	-	Jack	Newman	48	263.6	57	945	16.58
40	47	Matthew	Thomas	152	493.0	104	1731	16.64
41	39	Sean	O'Kane	102	272.7	69	1150	16.67
42	36	Dean	Lawson	105	2.0	36	603	16.75
43	40	Tom	Neville	60	623.0	105	1759	16.75
44	41	Wayne	Sheldon	28	197.0	41	690	16.83
45	42	Shane	Westlow	86	919.0	144	2429	16.87
46	43	Corey	Davidson	63	31.0	109	1844	16.92
47	44	Danny	Fitzpatrick	134	1282.0	210	3558	16.94
48	50	Jim	Polonidis	246	1821.5	291	4934	16.96
49	45	Bill	Nagel	141	1512.0	282	4813	17.07
50	46	Rahul	Sharma	67	282.5	63	1077	17.10
51	48	Frank	Caruso	53	412.0	76	1301	17.12
52	38	Peter	Smith	148	1187.0	241	4143	17.19
53	20	James	Holt	68	208.1	49	844	17.22
54	51	Russell	Doyle	44	9.0	37	640	17.30
55	52	Colin	Netherclift	64	694.0	201	3523	17.53
56	53	Ken	McLeod	70	370.0	92	1613	17.53
57	54	Peter	Ornsby	35	49.0	38	669	17.61
58	55	Joseph	Van Loon	42	232.0	49	864	17.63
59	56	Scott	McLeod	75	655.0	105	1861	17.72
60	58	John	O'Brien	59	448.2	90	1599	17.77
61	61	Mark	Gauci	229	935.2	175	3111	17.78
62	59	Tony	Gila	35	291.0	54	966	17.89
63	57	Murray	Walker	110	744.4	153	2739	17.90
64	60	Peter	McGuirk	49	177.0	54	969	17.94
65	-	Daniel	Phillips	136	638.2	119	2165	18.19



Jack Newman receives his
Premiership medal from
captain Jim Polonidis, as
President Charlie Walker
looks on.



Tom King steps up to receive his
Seconds premiership medal from
Jim Polonidis.

All-Time Batting Average - Min. 300 Runs to 2014/15

No.	Prior rank	Name	Surname	Games	Runs	Comp. Inns	Average
1	1	Peter	Brear	5	396	5	79.20
2	2	Geoff	Serong	6	373	6	62.17
3	3	Neil	Henderson	21	1365	25	54.60
4	4	Mario	Tenace	34	1062	21	50.57
5	5	Rob	Lamberti	53	1818	39	46.62
6	6	Glen	Courts	43	1832	40	45.80
7	8	Ian	Denny	312	11312	250	45.25
8	7	Dale	Ward	12	580	13	44.62
9	9	Ross	Larobina	24	586	14	41.86
10	10	Ian	Broadbent	19	667	16	41.69
11	11	Arosha	Perera	65	2566	62	41.39
12	12	David	Jolley	50	1546	40	38.65
13	13	Warwick	Nolan	225	6194	165	37.54
14	14	Daniel	Caligiuri	10	332	9	36.89
15	15	Allan	Bourke	23	625	17	36.76
16	16	Vikash	Chand	10	361	10	36.10
17	32	Sean	O'Kane	102	2900	84	34.52
18	24	Dean	Lawson	105	3327	97	34.30
19	17	Laurie	Mayne	161	4383	128	34.24
20	19	David	Callendar	11	301	9	33.44
21	20	Darren	Caton	20	629	19	33.11
22	21	Joe	Berto	13	428	13	32.92
23	22	Ihtisham	Uddin	23	688	21	32.76
24	23	Harvey	Saward	15	458	14	32.71
25	50	Neil	King	49	997	31	32.16
26	18	Steven	Nickelson	40	992	31	32.00
27	25	Marty	Luvara	37	886	28	31.64
28	26	Bill	Nagel	141	3885	123	31.59
29	27	Chris	Rowe	11	347	11	31.55
30	28	Amit	Chaudhary	62	1288	41	31.41
31	62	Peter	O'Kane	58	1353	44	30.75
32	30	Fred	Phillips	69	1629	54	30.17
33	31	Mark	McDougall	14	331	11	30.09
34	33	Jamie	Howard	40	1049	35	29.97
35	-	Kern	Kapoor	18	448	15	29.87
36	34	Bill	Loughron	71	1819	61	29.82
37	35	Rajan	Aiyappan	53	1490	50	29.80
38	36	Greg	Peters	220	4725	161	29.35
39	38	Michael	Harvey	258	7513	256	29.35
40	37	Andrew	Walker	23	733	25	29.32
41	39	Michael	Caccamo	27	640	22	29.09
42	40	Rahul	Sharma	67	1709	59	28.97
43	29	Lou	Raffaele	95	2589	90	28.77
44	41	Trent	Milne	29	765	27	28.33
45	42	Craig	Brown	24	538	19	28.32
46	43	Damien	Bilsborow	24	668	24	27.83
47	44	Dushan	Raveendrakumar	19	500	18	27.78
48	-	Sam	Carbone	49	1083	39	27.77
49	45	Adam	Chapple	24	555	20	27.75
50	46	Shane	Williams	88	2213	80	27.66
51	47	Danny	Fitzpatrick	134	3207	116	27.65
52	48	Gary	Dudderidge	41	1101	40	27.53
53	65	Khalid	Hassan	27	851	31	27.45
54	49	Garry	Campbell	28	595	22	27.05
55	51	Samantha	Marr	26	593	22	26.95
56	52	Adrian	Luvara	30	318	12	26.50
57	54	Pat	Felmingham	90	2371	90	26.34
58	53	Robert	Ball	35	470	18	26.11
59	57	Matthew	Thomas	152	3660	142	25.77
60	55	Shane	Golds	105	2172	85	25.55
61	56	Mark	Wakeling	168	3126	123	25.41
62	58	Matt	Gauci	117	2561	101	25.36
63	59	Rod	McLeod	140	3471	137	25.34
64	60	Sandro	Capocchi	293	6743	268	25.16
65	61	Sharafat	Ali	18	401	16	25.06



Brett Curran's match reports for the Sixths always made interesting reading. The Grand Final win was no different - he's working on it in the kitchen.



Sam Carbone has now won three premierships medals in the Ralph Barron Shield. Here Sam celebrates after receiving his medal from NWMCA legend Ralph Barron.

Season Review 2014/15

Season Review 2014/15

(continued from Page 106)

Sean made a commitment to his home-town sports club to enter a team, and whipped a group of Moonee Valley players into action for the January tournament. Where required, he topped up our team with his mates from his youthful days.

We didn't perform as well as our excellent showing in 2014, and lost all three games. As our Bylaws allow, these games count towards a player's lifetime career stats, as they were played under competitive conditions, with a team carrying the Moonee Valley name and colours, and comprising mainly current MVCC players.

Our matches in the Barooga over-35s tournament in January are also counted on our career stats. Moonee Valley had 12 representatives in the tournament, including two new names.

In three associations

Being in three different associations can create its administrative hassles for our Club, but the benefits justify the extra work we have to carry out on behalf of our members.

We continue to believe the VTCA is the best vehicle for the promotion and development of our top teams, although we continue to advocate for a more realistic points cap to enable our Club to entice quality players to our ranks and reduce the raids on our list by clubs in higher grades seeking low-points recruits.

The Mercantile Cricket Association is the best fit for what we want to achieve with our third and fourth turf teams, offering us the chance to use our Ormond Park table for Sunday home games. The North West Metropolitan Cricket Association is the home of our junior teams and of our hard-wicket senior teams. This has been a long-standing relationship, and we are firmly part of the fabric of the North West, with an excellent relationship with its administration.

And don't forget we're also part of a fourth association – with our winter comp team in the Mid Year Cricket Association. That's extra administrative work, but it's all for the benefit of our members.

Twenty20

Moonee Valley entered one team in the North West Metropolitan Cricket Association Twenty20 competition in 2014/15, but it wasn't our year.

We won one of the three round-robin matches and missed the finals – unlike 2013/14, when we won everything on the way through to the grand final, where we came up short at the final hurdle.

Khalid Hassan made 198 runs at an average of 99, but our batting tapered off quickly after that. Mark Gauci too seven wickets at an average of 11.86, but no-one else took more than three.

East-West Link

The Coalition State Government's East-West Link freeway had been a cause for concern for our cricket club, with the likely loss of part of Ormond Park for freeway widening and a (medium term) temporary works depot. It had involved our Club in a fair bit of planning and consultation, and real concern about the impact on our future.

However, the election of a Labor State Government in November 2014 took the issue off the table, as the scrapping of the project had been one of its pre-election commitments.

Out to the colonies

Moonee Valley has an excellent ambassador for players from the UK in our Vice President Simon Thornton, and he was in his element in 2014/15 in luring English lads to Moonee Valley for a hit of cricket in the colonies.

No fewer than four UK players came out for a hit and played in our higher grades – Freddie Priestley was out for the whole season and played half a dozen games in the First Eleven. Nicholas Elias and Daniel Waldron played in the Seconds, while Harry Sorrell was a tearaway quick and big hitter playing as high as the Thirds.

*** Continued, Page 111**

Season Review 2014/15

(continued from Page 110)

Season Review 2014/15

Simon has an excellent spiel in selling the virtues of Australia and Moonee Valley to inquiries from the Old Country, and we're sure he will encourage plenty more of his former countrymen to come out for a season in the sun in the future.

Our Committee

Our members of the Club executive for 2014/15 were President Charlie Walker, Vice President Simon Thornton, Secretary Adam Patchell and Treasurer Peter Golding – all current players.

Our general committee members were also all current players – Matt Thomas, Allan Cumming, Mark Gauci, Jesse Nankivell-Sandor, James Holt and Jacob de Niese and. Kevin Gardiner was Junior Co-ordinator.

Michael Ozbun and Channa DeSilva were added to the committee during the season following resignations from the elected committee. Thanks to all the people who help ensure our club is efficiently run.

#



Seconds: Wickets meant winning says the sign in the rooms.

L-R Darren Nagle, Jack Newman, Simon Thornton and Lou Raffaele.

Moonee Valley Team of the Year (in batting order)

2013/14	2012/13	2011/12	2010/11	2009/10
Lou Raffaele	Dean Lawson	Darren Nagle	Dean Lawson	Dave Hutchison
Kristian Garland (w)	Danny Terzini (c)	Steven Ball	Rahul Sunny Sharma	George Pearson
Khalid Hassan	Ihtisham Uddin	Trent Milne	Matt Thomas	Arosha Perera
Danny Terzini (c)	Heath Webb-Johnson	Ihtisham Uddin	Dean Jukic	Lou Raffaele (c)
Matt Thomas (vc)	Dean Jukic	Lou Raffaele (vc)	Ian Denny	Raj Aiyappan
Mark Cini	Peter O'Kane	Ian Denny	Mark Gauci (c)	Darren Nagle (vc)
Mark Gauci	Jesse Felle	Amit Chaudhary (c)	Amit Chaudhary (vc)	Geoff McKeown (w)
Sean O'Kane	Muhammad Maaz	Peter O'Kane	Channa DeSilva (w)	Bede Gannon
Murray Walker	Pardeep Singh	Craig Pridham	Tim Fisher	George Loh
Jesse Felle	Peter Golding (vc, w)	Paul Hobbs (w)	Peter Smith	Kane Harding
James Holt	Joe Ansaldo	Pat Taylor	Pat Taylor	Evan Blythe
Dean Jukic (12th)	Murray Walker (12th)	Simon Thornton (12th)	Peter Wright (12th)	Rahul Sharma (12th)
2008/09	2007/08	2006/07		
Raj Aiyappan	Sean O'Kane	Darren Nagle		
Dean Lawson	Sandro Capocchi (vc)	Rahul Sharma (c)		
Arosha Perera	Dean Lawson	Simon Payton		
Pat Felmingham	Arosha Perera (c)	Raj Aiyappan		
Matt Thomas (vc)	Ian Denny	Ian Denny		
Sean O'Kane	Sam O'Brien	Dean Lawson		
Geoff McKeown (w)	Steven Ball	Domenic Chiera		
Daniel Phillips (c)	Peter Golding (w)	Jesse Felle		
Kane Harding	Paul Nicol	Danny Terzini (w)		
John O'Brien	Antony Sherer	Iraklis Kolokithas		
Evan Blythe	Peter Smith	Dino Sapuppo (vc)		
Bede Gannon (12th)	Robbie Ball (12th)	Evan Blythe (12th)		

